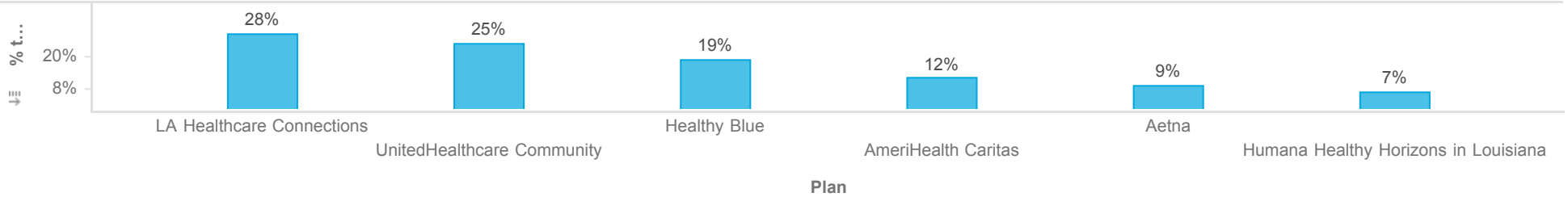




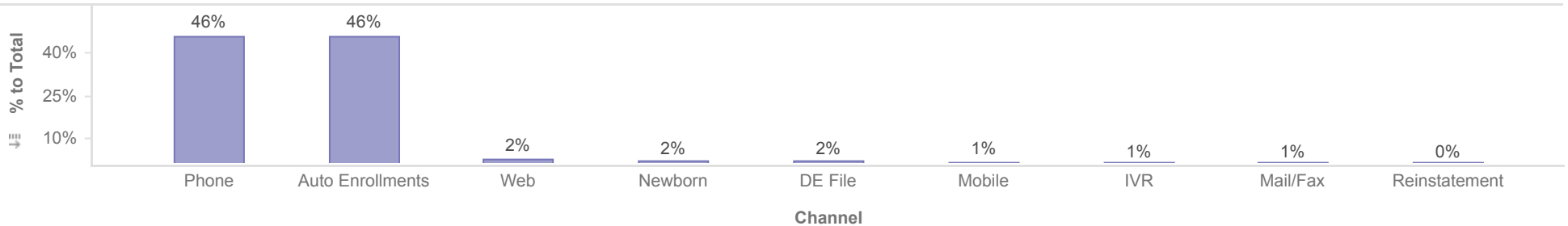
**Healthy Louisiana**  
**Enrollments by Health Plan and Source**  
 Reporting Month: March 2023  
 Effective Month: April 2023



**Enrollments by Plan**



**Enrollments by Source**



Plan	Member Count									Total
	Auto Enrollments	DE File	IVR	Mail/Fax	Mobile	Newborn	Phone	Reinstatement	Web	
Aetna	74,284	4,530	1,933	2,161	4,022	1,854	80,358	515	5,606	175,263
AmeriHealth Caritas	121,180	2,128	641	383	1,256	4,594	101,380	636	1,384	233,582
Healthy Blue	146,573	7,695	2,346	1,993	5,535	6,877	174,375	839	6,798	353,031
Humana Healthy Horizons in Louisiana	125,690	682	595	810	1,132	1,283	1,569	149	1,411	133,321
LA Healthcare Connections	208,663	6,985	4,763	2,715	5,841	11,355	263,485	1,033	17,264	522,104
UnitedHealthcare Community	188,337	8,322	3,120	1,928	4,543	8,315	245,257	884	5,587	466,293
<b>Total</b>	<b>864,727</b>	<b>30,342</b>	<b>13,398</b>	<b>9,990</b>	<b>22,329</b>	<b>34,278</b>	<b>866,424</b>	<b>4,056</b>	<b>38,050</b>	<b>1,883,594</b>

Description: This report shows all active members in Healthy Louisiana as of the effective date above. Members who will be disenrolled at the end of the reporting month are not included. Enrollees who gain and lose eligibility during the reporting month are not included. J/K linkages are excluded.

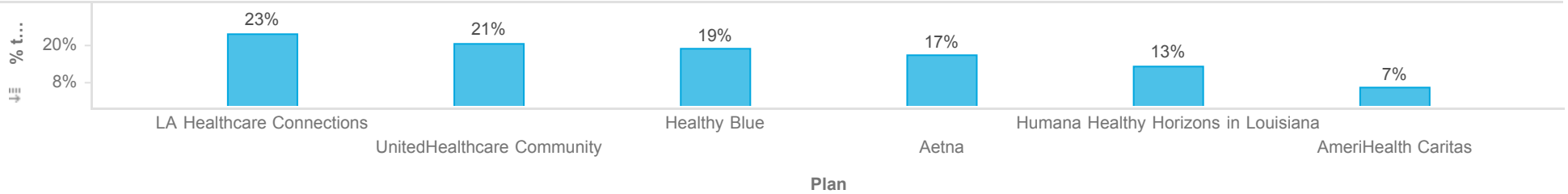
Note: Percentages are rounded to the nearest whole number.



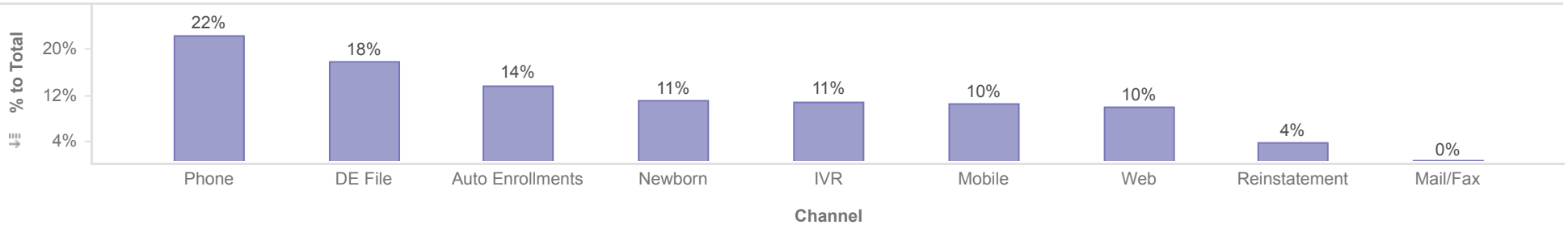
**Healthy Louisiana**  
**Enrollments by Health Plan and Source**  
 Reporting Month: March 2023  
 Effective Month: April 2023



**Enrollments by Plan**



**Enrollments by Source**



Plan										Member Count	
	Auto Enrollments	DE File	IVR	Mail/Fax	Mobile	Newborn	Phone	Reinstatement	Web	Total	
Aetna	574	1,076	738	28	831	337	1,574	152	852	6,162	
AmeriHealth Caritas	191	449	200	5	232	458	501	205	230	2,471	
Healthy Blue	403	1,616	667	26	989	800	1,381	269	759	6,910	
Humana Healthy Horizons in Louisiana	3,116	262	194	13	224	432	254	79	201	4,775	
LA Healthcare Connections	340	1,424	1,168	27	878	1,131	2,228	374	917	8,487	
UnitedHealthcare Community	325	1,649	883	25	630	884	2,181	295	634	7,506	
<b>Total</b>	<b>4,949</b>	<b>6,476</b>	<b>3,850</b>	<b>124</b>	<b>3,784</b>	<b>4,042</b>	<b>8,119</b>	<b>1,374</b>	<b>3,593</b>	<b>36,311</b>	

Description: This report shows new enrollments and transfers for the reporting month. Members who transfer plan during the reporting month will only be counted once for the month, regardless of how many times the member transfers during the month. Members who will be disenrolled at the end of the reporting month are not included in this report. Enrollees who gain and lose eligibility during the reporting month are not included. J/K linkages are excluded. Open enrollment transactions are also excluded.

Note: Percentages are rounded to the nearest whole number.