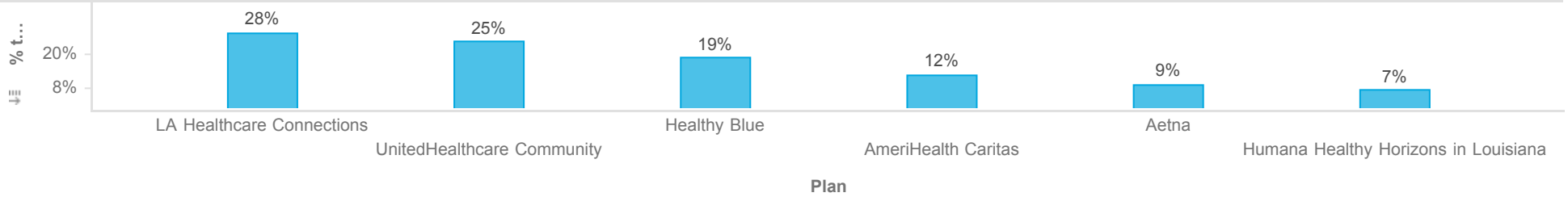




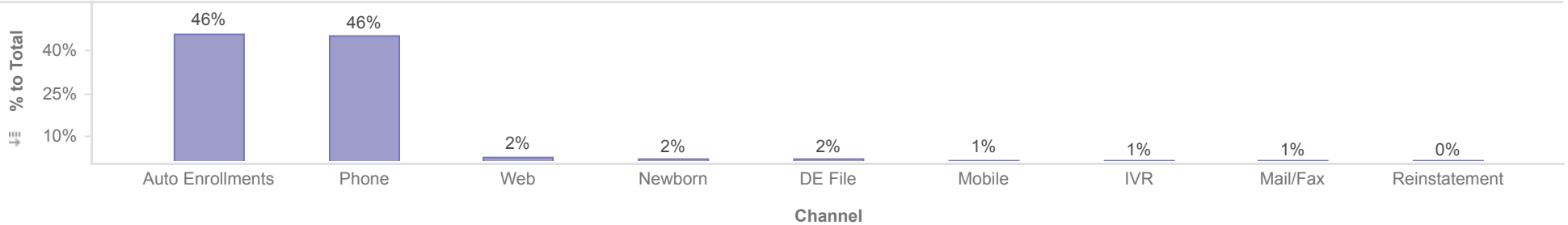
Healthy Louisiana
Enrollments by Health Plan and Source
 Reporting Month: April 2023
 Effective Month: May 2023



Enrollments by Plan



Enrollments by Source



Plan	Member Count									Total
	Auto Enrollments	DE File	IVR	Mail/Fax	Mobile	Newborn	Phone	Reinstatement	Web	
Aetna	74,201	5,199	2,008	2,141	4,101	2,058	79,665	643	5,716	175,732
AmeriHealth Caritas	120,376	2,444	660	377	1,261	4,859	100,491	790	1,388	232,646
Healthy Blue	145,736	8,645	2,375	1,982	5,577	7,378	173,035	1,114	6,865	352,707
Humana Healthy Horizons in Louisiana	127,176	881	606	799	1,147	1,600	1,576	230	1,421	135,436
LA Healthcare Connections	207,765	7,917	4,818	2,711	5,876	12,118	261,701	1,363	17,304	521,573
UnitedHealthcare Community	187,327	9,462	3,177	1,909	4,590	8,844	243,425	1,152	5,613	465,499
Total	862,581	34,548	13,644	9,919	22,552	36,857	859,893	5,292	38,307	1,883,593

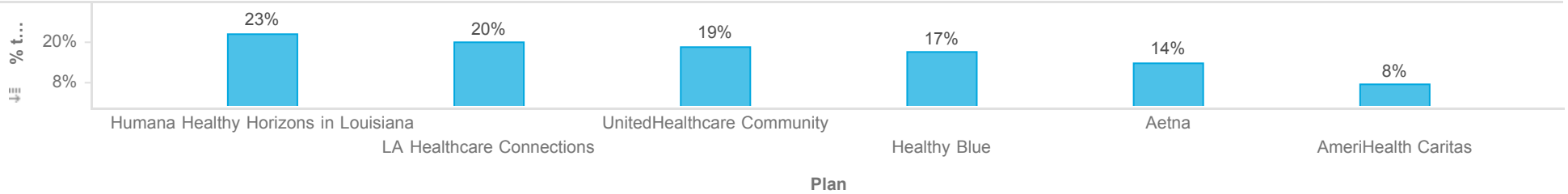
Description: This report shows all active members in Healthy Louisiana as of the effective date above. Members who will be disenrolled at the end of the reporting month are not included. Enrollees who gain and lose eligibility during the reporting month are not included. J/K linkages are excluded.
 Note: Percentages are rounded to the nearest whole number.



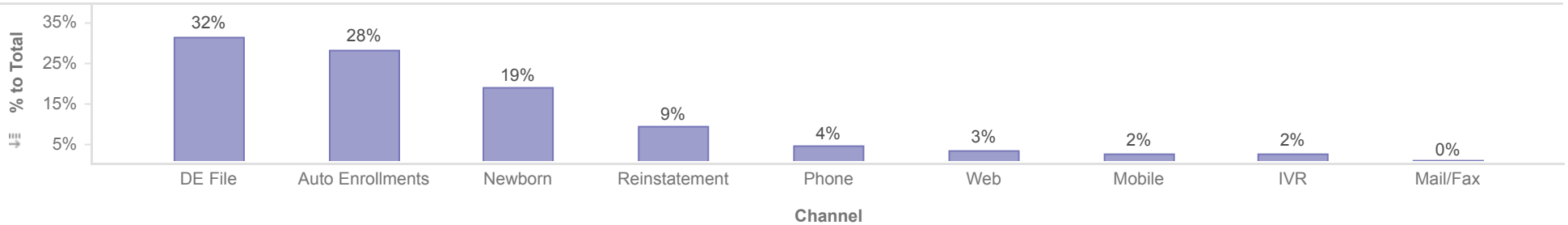
Healthy Louisiana
Enrollments by Health Plan and Source
 Reporting Month: April 2023
 Effective Month: May 2023



Enrollments by Plan



Enrollments by Source



Plan	Member Count									
	Auto Enrollments	DE File	IVR	Mail/Fax	Mobile	Newborn	Phone	Reinstatement	Web	Total
Aetna	477	822	96		108	236	174	170	155	2,238
AmeriHealth Caritas	191	391	28		17	334	41	205	19	1,226
Healthy Blue	395	1,136	58	1	81	581	113	311	127	2,803
Humana Healthy Horizons in Louisiana	2,781	254	20		32	404	32	99	30	3,652
LA Healthcare Connections	369	1,113	93	2	82	888	188	373	110	3,218
UnitedHealthcare Community	329	1,378	84	1	69	615	165	307	76	3,024
Total	4,542	5,094	379	4	389	3,058	713	1,465	517	16,161

Description: This report shows new enrollments and transfers for the reporting month. Members who transfer plan during the reporting month will only be counted once for the month, regardless of how many times the member transfers during the month. Members who will be disenrolled at the end of the reporting month are not included in this report. Enrollees who gain and lose eligibility during the reporting month are not included. J/K linkages are excluded. Open enrollment transactions are also excluded.

Note: Percentages are rounded to the nearest whole number.