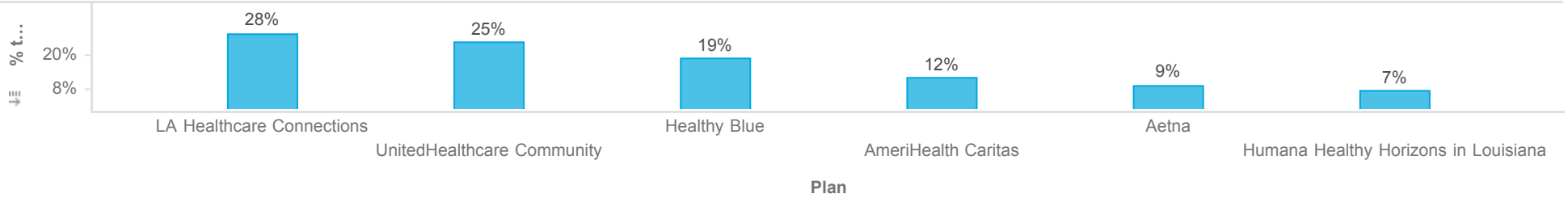




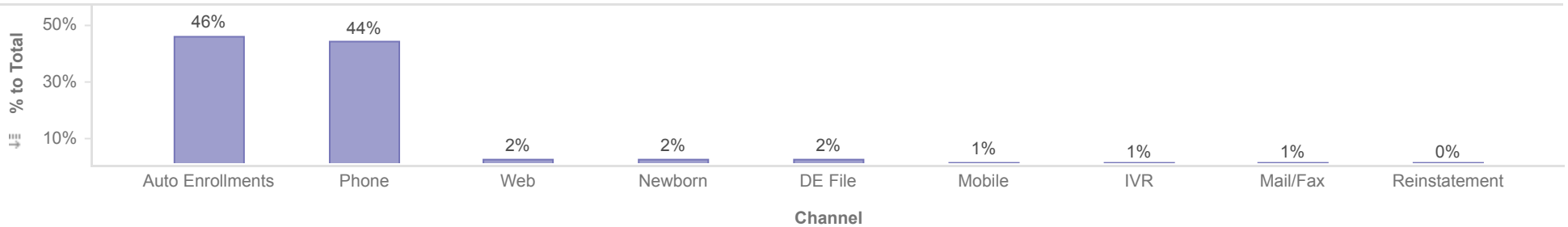
Healthy Louisiana
Enrollments by Health Plan and Source
 Reporting Month: May 2023
 Effective Month: June 2023



Enrollments by Plan



Enrollments by Source



Plan	Member Count									Total
	Auto Enrollments	DE File	IVR	Mail/Fax	Mobile	Newborn	Phone	Reinstatement	Web	
Aetna	72,712	5,924	2,063	2,236	4,143	2,969	79,350	865	5,795	176,057
AmeriHealth Caritas	118,684	2,789	782	467	1,352	5,194	99,118	1,042	1,559	230,987
Healthy Blue	145,220	9,701	2,575	2,133	5,811	7,856	169,530	1,534	7,252	351,612
Humana Healthy Horizons in Louisiana	126,692	1,127	601	791	1,138	1,999	3,649	352	1,423	137,772
LA Healthcare Connections	214,602	9,047	5,306	3,062	6,219	13,002	249,181	1,979	18,728	521,126
UnitedHealthcare Community	192,479	10,743	3,393	2,143	4,853	9,437	234,298	1,625	5,991	464,962
Total	870,389	39,331	14,720	10,832	23,516	40,457	835,126	7,397	40,748	1,882,516

Description: This report shows all active members in Healthy Louisiana as of the effective date above. Members who will be disenrolled at the end of the reporting month are not included. Enrollees who gain and lose eligibility during the reporting month are not included. J/K linkages are excluded.

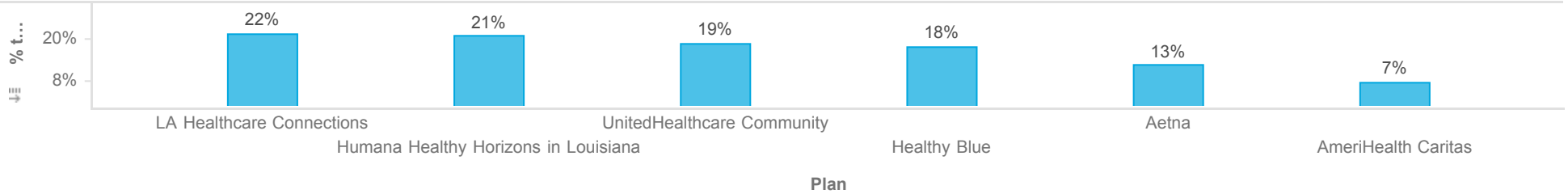
Note: Percentages are rounded to the nearest whole number.



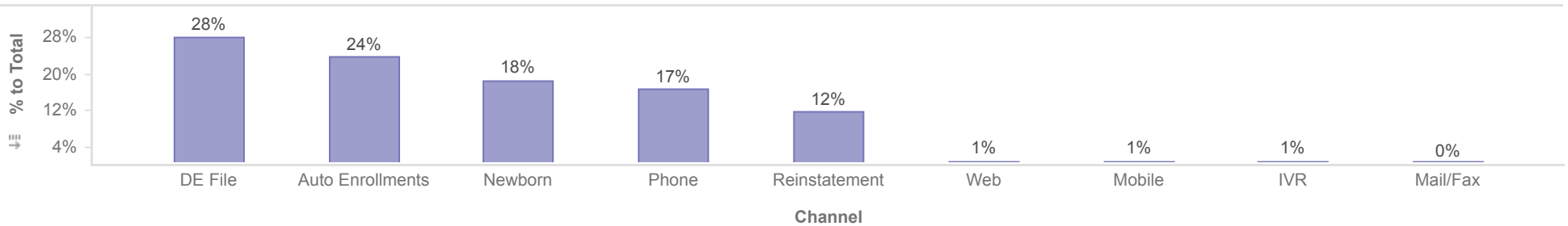
Healthy Louisiana
Enrollments by Health Plan and Source
 Reporting Month: May 2023
 Effective Month: June 2023



Enrollments by Plan



Enrollments by Source



Plan	Member Count									Total
	Auto Enrollments	DE File	IVR	Mail/Fax	Mobile	Newborn	Phone	Reinstatement	Web	
Aetna	268	767	14		24	263	651	228	27	2,242
AmeriHealth Caritas	195	370	7		3	333	165	230		1,303
Healthy Blue	322	1,117	25	1	26	647	578	429	42	3,187
Humana Healthy Horizons in Louisiana	2,786	236	3		11	427	172	122	5	3,762
LA Healthcare Connections	332	1,114	26	1	24	927	805	590	25	3,844
UnitedHealthcare Community	269	1,313	23	1	16	666	548	471	15	3,322
Total	4,172	4,917	98	3	104	3,263	2,919	2,070	114	17,660

Description: This report shows new enrollments and transfers for the reporting month. Members who transfer plan during the reporting month will only be counted once for the month, regardless of how many times the member transfers during the month. Members who will be disenrolled at the end of the reporting month are not included in this report. Enrollees who gain and lose eligibility during the reporting month are not included. J/K linkages are excluded. Open enrollment transactions are also excluded.

Note: Percentages are rounded to the nearest whole number.