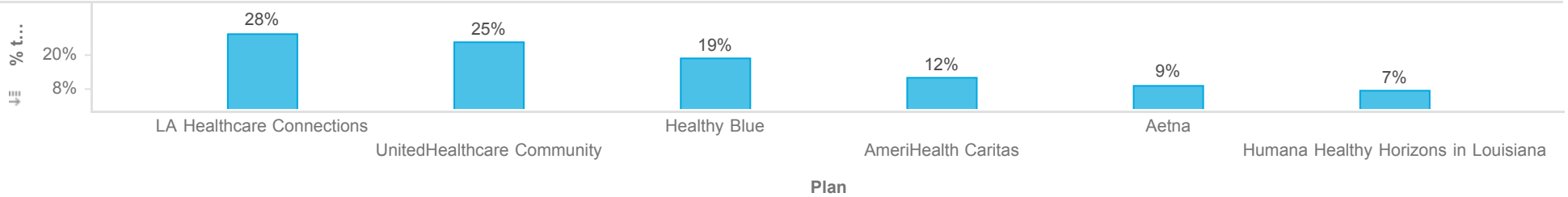




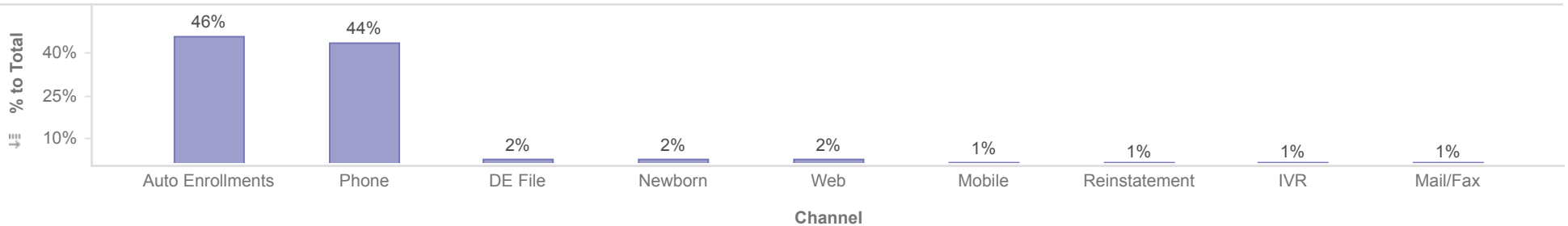
Healthy Louisiana
Enrollments by Health Plan and Source
 Reporting Month: June 2023
 Effective Month: July 2023



Enrollments by Plan



Enrollments by Source



Plan	Member Count									Total
	Auto Enrollments	DE File	IVR	Mail/Fax	Mobile	Newborn	Phone	Reinstatement	Web	
Aetna	70,469	6,664	2,011	2,180	4,081	3,137	76,680	1,510	5,694	172,426
AmeriHealth Caritas	114,936	3,143	774	450	1,322	5,433	95,852	1,924	1,515	225,349
Healthy Blue	140,585	10,870	2,544	2,096	5,715	8,306	164,008	2,968	7,083	344,175
Humana Healthy Horizons in Louisiana	125,000	1,441	589	770	1,102	2,366	3,601	893	1,370	137,132
LA Healthcare Connections	207,729	10,196	5,210	2,987	6,091	13,607	241,598	4,523	18,245	510,186
UnitedHealthcare Community	186,033	11,997	3,328	2,072	4,738	9,896	226,352	3,582	5,870	453,868
Total	844,752	44,311	14,456	10,555	23,049	42,745	808,091	15,400	39,777	1,843,136

Description: This report shows all active members in Healthy Louisiana as of the effective date above. Members who will be disenrolled at the end of the reporting month are not included. Enrollees who gain and lose eligibility during the reporting month are not included. J/K linkages are excluded.

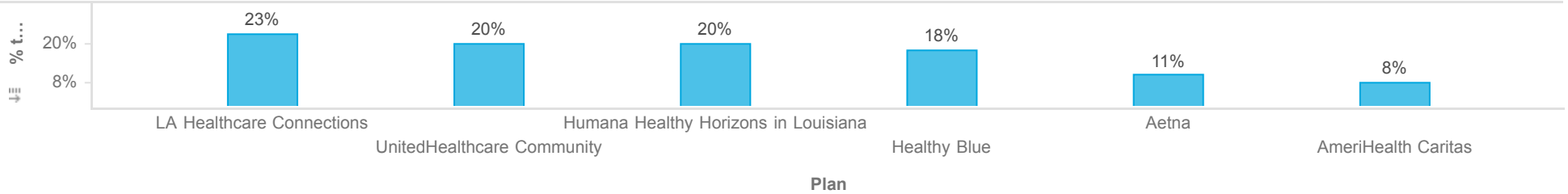
Note: Percentages are rounded to the nearest whole number.



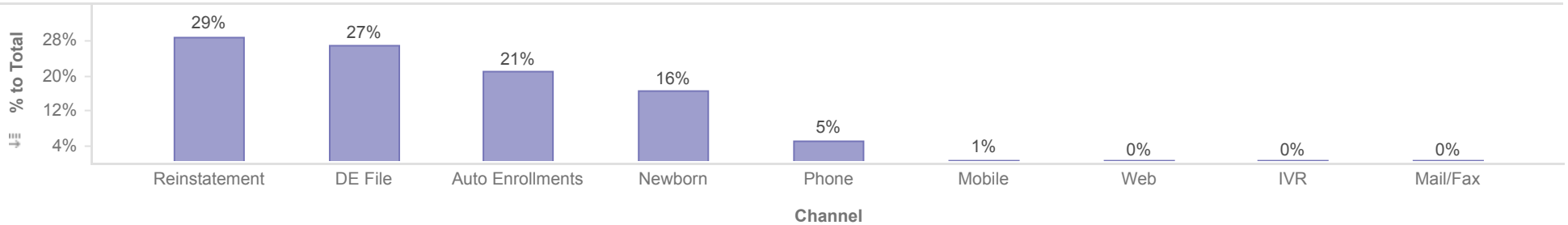
Healthy Louisiana
Enrollments by Health Plan and Source
 Reporting Month: June 2023
 Effective Month: July 2023



Enrollments by Plan



Enrollments by Source



Plan	Member Count									Total
	Auto Enrollments	DE File	IVR	Mail/Fax	Mobile	Newborn	Phone	Reinstatement	Web	
Aetna	297	824	12		44	272	259	511	30	2,249
AmeriHealth Caritas	177	418	4		13	383	60	658	4	1,717
Healthy Blue	349	1,324	27	1	55	670	232	1,086	31	3,775
Humana Healthy Horizons in Louisiana	2,945	312	7		17	452	49	386	11	4,179
LA Healthcare Connections	335	1,273	29	1	30	972	318	1,885	12	4,855
UnitedHealthcare Community	318	1,477	18		23	706	195	1,481	16	4,234
Total	4,421	5,628	97	2	182	3,455	1,113	6,007	104	21,009

Description: This report shows new enrollments and transfers for the reporting month. Members who transfer plan during the reporting month will only be counted once for the month, regardless of how many times the member transfers during the month. Members who will be disenrolled at the end of the reporting month are not included in this report. Enrollees who gain and lose eligibility during the reporting month are not included. J/K linkages are excluded. Open enrollment transactions are also excluded.

Note: Percentages are rounded to the nearest whole number.