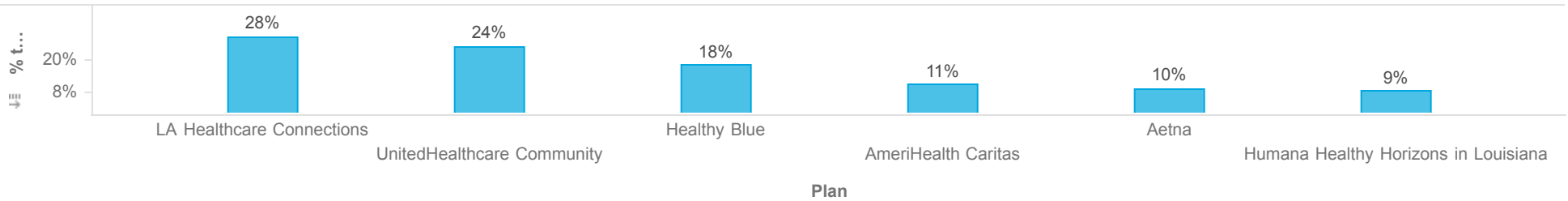




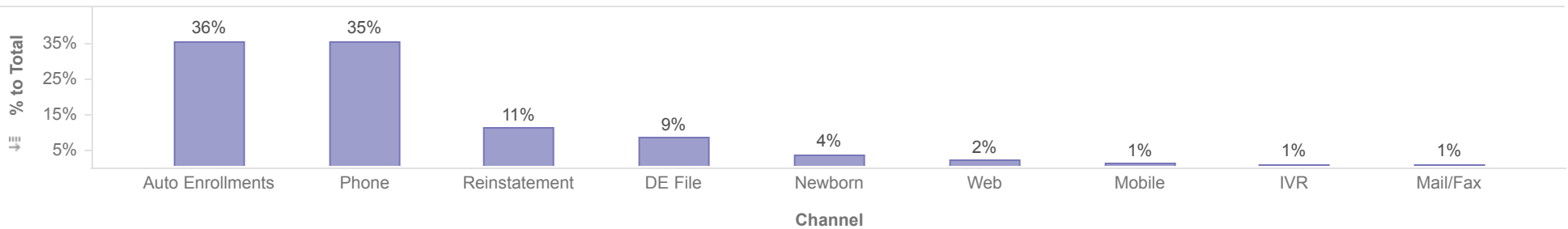
**Healthy Louisiana**  
**Enrollments by Health Plan and Source**  
**Reporting Month: April 2024**  
**Effective Month: May 2024**

**MAXIMUS**

**Enrollments by Plan**



**Enrollments by Source**



										Member Count
Plan	Auto Enrollments	DE File	IVR	Mail/Fax	Mobile	Newborn	Phone	Reinstatement	Web	Total
Aetna	44,416	17,729	2,931	2,022	4,277	4,346	51,561	15,554	5,428	148,264
AmeriHealth Caritas	70,293	10,123	766	454	1,113	5,693	63,251	20,526	1,188	173,407
Healthy Blue	83,278	29,679	2,966	2,201	5,424	10,802	107,071	30,912	6,108	278,441
Humana Healthy Horizons in Louisiana	101,839	6,742	1,059	1,168	1,423	4,624	3,051	12,467	1,658	134,031
LA Healthcare Connections	133,075	32,326	5,410	3,732	5,646	17,104	168,196	52,399	13,758	431,646
UnitedHealthcare Community	116,071	35,426	4,027	2,417	4,482	12,219	151,955	43,725	5,374	375,696
Total	548,972	132,025	17,159	11,994	22,365	54,788	545,085	175,583	33,514	1,541,485

Description: This report shows all active members in Healthy Louisiana as of the effective date above. Members who will be disenrolled at the end of the reporting month are not included. Enrollees who gain and lose eligibility during the reporting month are not included. J/K linkages are excluded.

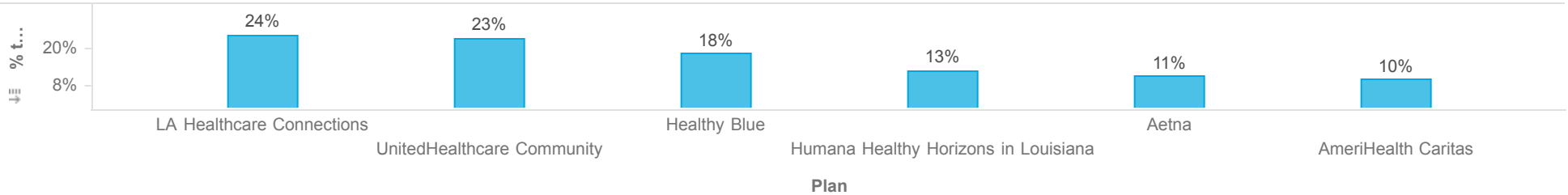
Note: Percentages are rounded to the nearest whole number.



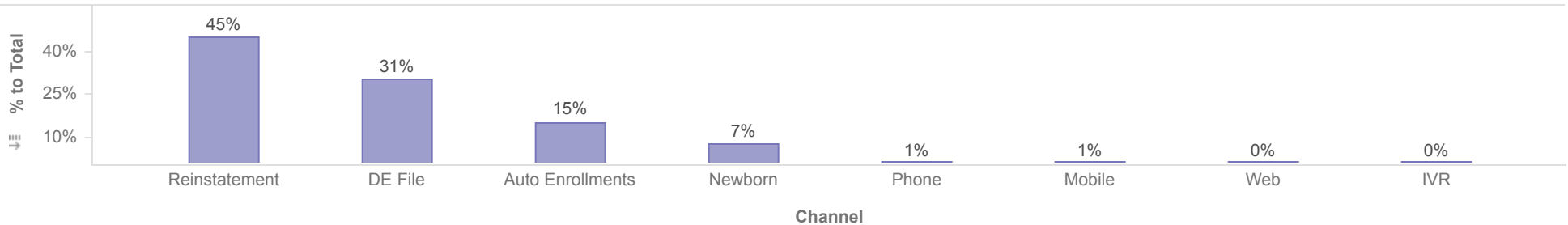
**Healthy Louisiana**  
**Enrollments by Health Plan and Source**  
**Reporting Month: April 2024**  
**Effective Month: May 2024**

**MAXIMUS**

**Enrollments by Plan**



**Enrollments by Source**



Plan	Member Count							
	Auto Enrollments	DE File	IVR	Mobile	Newborn	Phone	Reinstatement	Web
Aetna	855	1,791	31	47	255	114	1,860	41
AmeriHealth Caritas	775	1,178	5	11	346	12	2,354	13
Healthy Blue	950	2,945	24	70	617	59	3,624	48
Humana Healthy Horizons in Louisiana	2,853	775	9	29	418	21	1,675	12
LA Healthcare Connections	607	3,535	26	59	946	85	5,862	31
UnitedHealthcare Community	690	3,703	42	50	725	82	5,340	45
<b>Total</b>	<b>6,730</b>	<b>13,927</b>	<b>137</b>	<b>266</b>	<b>3,307</b>	<b>373</b>	<b>20,715</b>	<b>190</b>

Description: This report shows new enrollments and transfers for the reporting month. Members who transfer plan during the reporting month will only be counted once for the month, regardless of how many times the member transfers during the month. Members who will be disenrolled at the end of the reporting month are not included in this report. Enrollees who gain and lose eligibility during the reporting month are not included. J/K linkages are excluded. Open enrollment transactions are also excluded.

Note: Percentages are rounded to the nearest whole number.