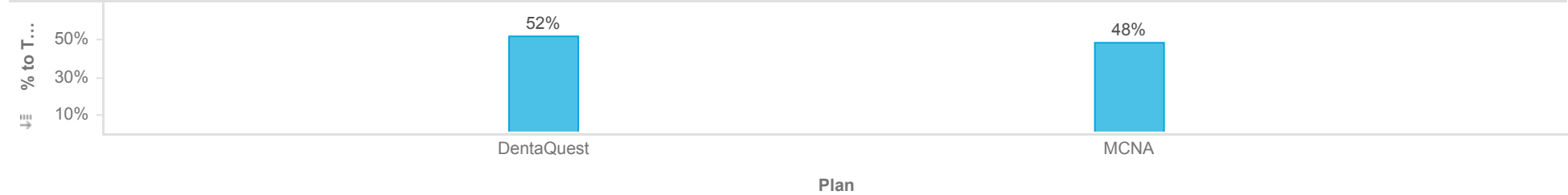
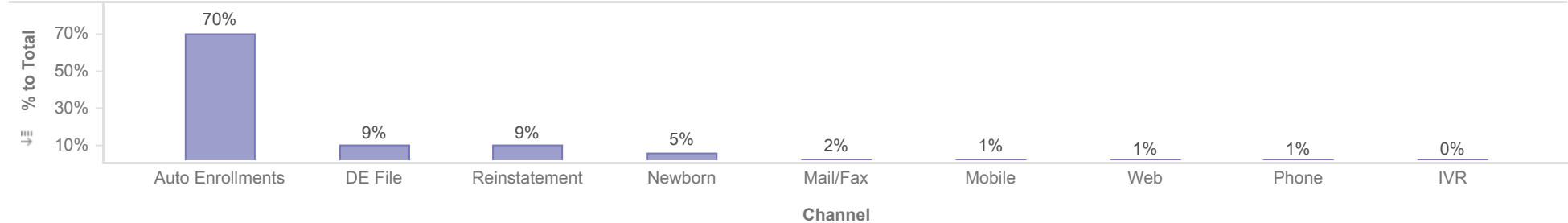


Enrollments by Plan



Enrollments by Source



	Member Count									
Plan	Auto Enrollments	DE File	IVR	Mail/Fax	Mobile	Newborn	Phone	Reinstatement	Web	Total
DentaQuest	562,360	108,007	1,705	14,062	11,784	41,747	5,027	76,179	9,399	830,270
MCNA	568,968	42,482	6,231	14,578	11,122	36,066	14,435	74,075	10,759	778,716
Total	1,131,328	150,489	7,936	28,640	22,906	77,813	19,462	150,254	20,158	1,608,986

Description: Members who will be disenrolled at the end of the reporting month are not included. Enrollees who gain and lose eligibility during the reporting month are not included.


Note: Percentages are rounded to the nearest whole number.



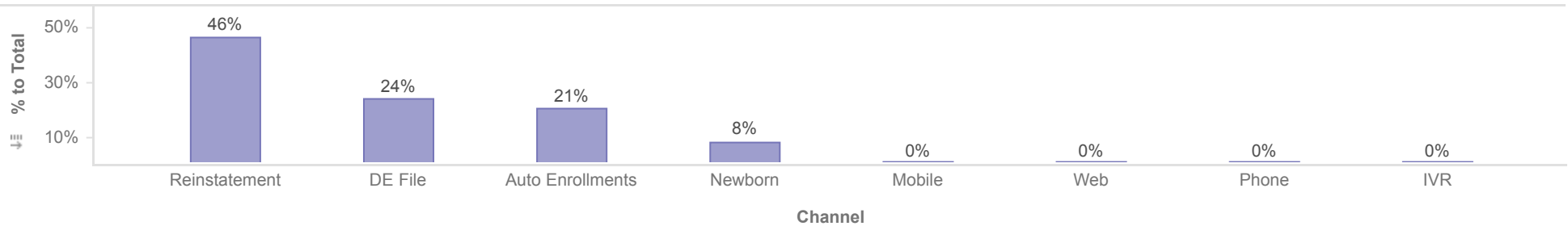
Healthy Louisiana
Enrollment by Dental Plan and Source - Total Active Members and New Members
Reporting Month: February 2024
Effective Month: March 2024

MAXIMUS

Enrollments by Plan



Enrollments by Source



									Member Count
Plan	Auto Enrollments	DE File	IVR	Mobile	Newborn	Phone	Reinstatement	Web	Total
DentaQuest	4,642	7,411	9	71	1,997	14	10,505	29	24,678
MCNA	4,732	3,377	10	62	1,647	26	10,331	28	20,213
Total	9,374	10,788	19	133	3,644	40	20,836	57	44,891

Description: Members who transfer plan during the reporting month will only be counted once for the month, regardless of how many times the member transfers during the month. Members who will be disenrolled at the end of the reporting month are not included in this report. Enrollees who gain and lose eligibility during the reporting month are not included. Open enrollment transactions are also excluded.

Note: Percentages are rounded to the nearest whole number.