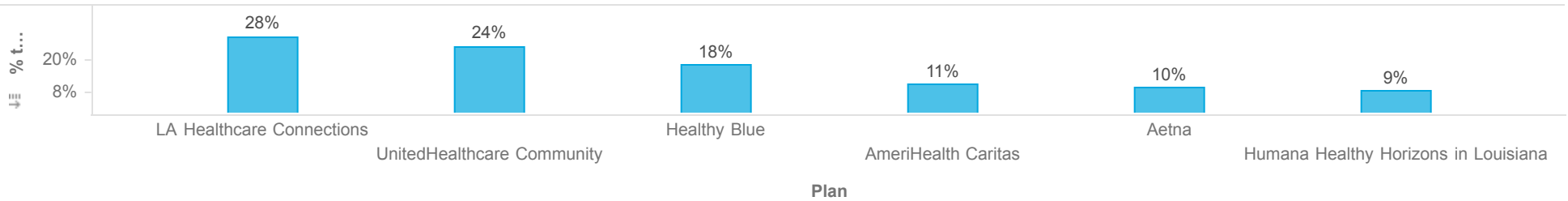




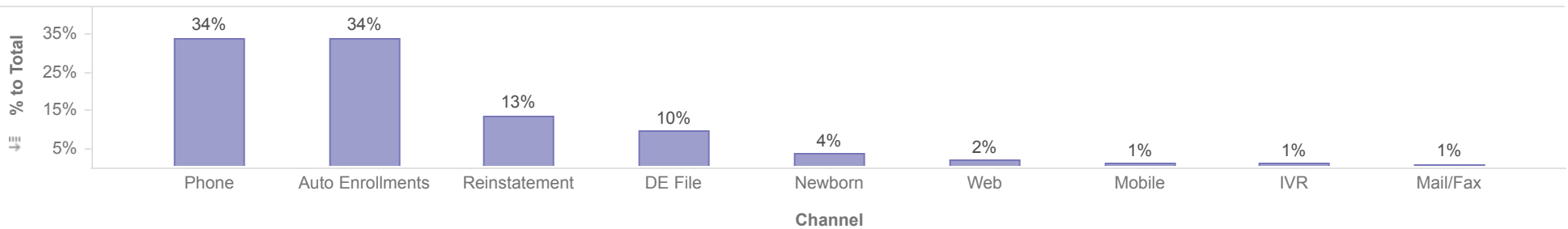
Healthy Louisiana
Enrollments by Health Plan and Source
Reporting Month: June 2024
Effective Month: July 2024

MAXIMUS

Enrollments by Plan



Enrollments by Source



										Member Count
Plan	Auto Enrollments	DE File	IVR	Mail/Fax	Mobile	Newborn	Phone	Reinstatement	Web	Total
Aetna	41,145	18,813	2,714	1,879	3,941	4,564	46,956	17,444	4,975	142,431
AmeriHealth Caritas	64,685	10,925	739	428	1,046	5,686	58,284	22,830	1,098	165,721
Healthy Blue	73,987	31,837	2,802	2,039	5,027	10,892	97,656	34,537	5,621	264,398
Humana Healthy Horizons in Louisiana	91,957	7,494	999	1,075	1,340	4,871	2,788	14,248	1,553	126,325
LA Healthcare Connections	121,552	35,229	5,046	3,439	5,263	17,451	154,694	58,538	12,706	413,918
UnitedHealthcare Community	105,608	38,175	3,754	2,252	4,160	12,504	138,780	48,933	4,882	359,048
Total	498,934	142,473	16,054	11,112	20,777	55,968	499,158	196,530	30,835	1,471,841

Description: This report shows all active members in Healthy Louisiana as of the effective date above. Members who will be disenrolled at the end of the reporting month are not included. Enrollees who gain and lose eligibility during the reporting month are not included. J/K linkages are excluded.

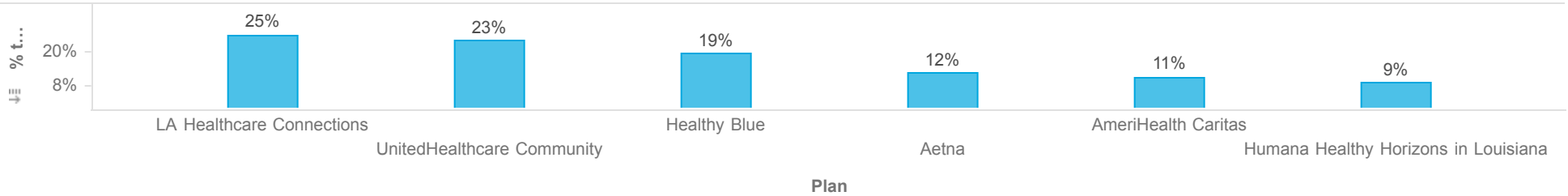
Note: Percentages are rounded to the nearest whole number.



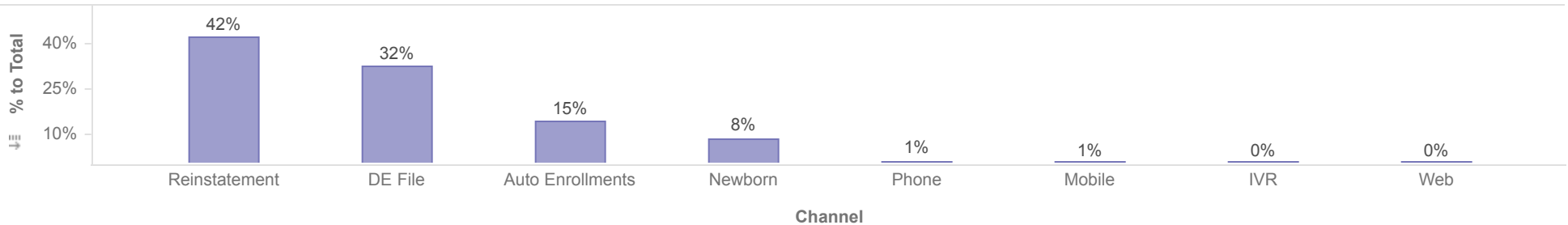
Healthy Louisiana
Enrollments by Health Plan and Source
Reporting Month: June 2024
Effective Month: July 2024

MAXIMUS

Enrollments by Plan



Enrollments by Source



Plan	Member Count							
	Auto Enrollments	DE File	IVR	Mobile	Newborn	Phone	Reinstatement	Web
Aetna	1,179	1,668	34	44	337	108	1,638	50
AmeriHealth Caritas	1,128	1,053	10	14	325	16	1,828	7
Healthy Blue	967	2,833	34	73	652	50	3,016	51
Humana Healthy Horizons in Louisiana	1,054	737	13	24	375	30	1,465	20
LA Healthcare Connections	703	3,377	49	52	1,012	53	4,928	21
UnitedHealthcare Community	916	3,470	33	51	704	72	4,219	13
Total	5,947	13,138	173	258	3,405	329	17,094	162

Description: This report shows new enrollments and transfers for the reporting month. Members who transfer plan during the reporting month will only be counted once for the month, regardless of how many times the member transfers during the month. Members who will be disenrolled at the end of the reporting month are not included in this report. Enrollees who gain and lose eligibility during the reporting month are not included. J/K linkages are excluded. Open enrollment transactions are also excluded.

Note: Percentages are rounded to the nearest whole number.