




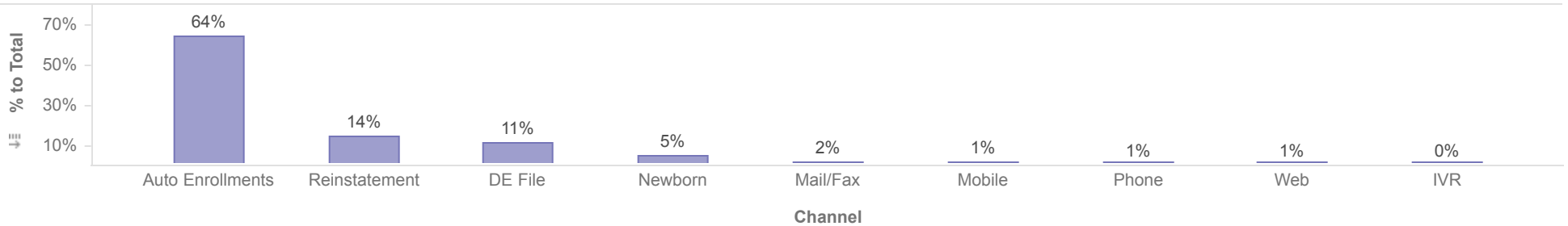
Healthy Louisiana
Enrollment by Dental Plan and Source - Total Active Members and New Members
Reporting Month: June 2024
Effective Month: July 2024



Enrollments by Plan



Enrollments by Source



Plan	Member Count									
	Auto Enrollments	DE File	IVR	Mail/Fax	Mobile	Newborn	Phone	Reinstatement	Web	Total
DentaQuest	471,551	114,841	1,389	11,863	9,739	40,086	4,228	106,395	7,573	767,665
MCNA	476,943	47,195	5,410	12,451	9,438	33,905	12,649	103,364	8,974	710,329
Total	948,494	162,036	6,799	24,314	19,177	73,991	16,877	209,759	16,547	1,477,994

Description: Members who will be disenrolled at the end of the reporting month are not included. Enrollees who gain and lose eligibility during the reporting month are not included.


Note: Percentages are rounded to the nearest whole number.



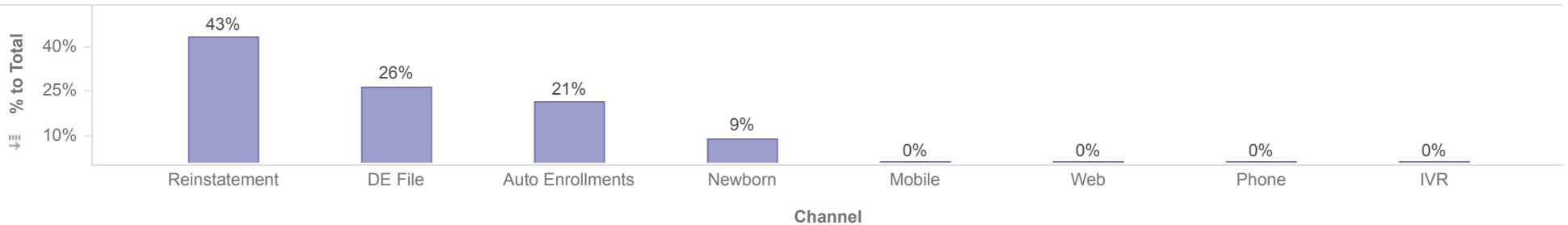
Healthy Louisiana
Enrollment by Dental Plan and Source - Total Active Members and New Members
Reporting Month: June 2024
Effective Month: July 2024



Enrollments by Plan



Enrollments by Source



Plan	Member Count								Total
	Auto Enrollments	DE File	IVR	Mobile	Newborn	Phone	Reinstatement	Web	
DentaQuest	4,235	7,112	5	86	1,907	8	8,785	33	22,171
MCNA	4,241	3,324	8	59	1,512	32	8,359	44	17,579
Total	8,476	10,436	13	145	3,419	40	17,144	77	39,750

Description: Members who transfer plan during the reporting month will only be counted once for the month, regardless of how many times the member transfers during the month. Members who will be disenrolled at the end of the reporting month are not included in this report. Enrollees who gain and lose eligibility during the reporting month are not included. Open enrollment transactions are also excluded.

Note: Percentages are rounded to the nearest whole number.