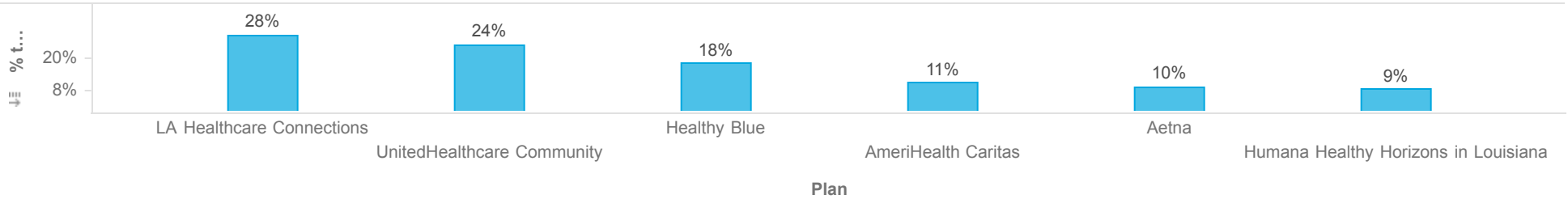




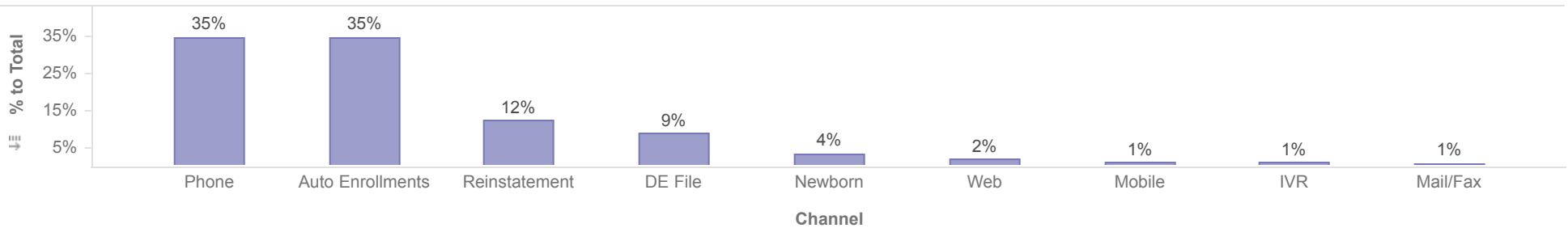
Healthy Louisiana
Enrollments by Health Plan and Source
Reporting Month: May 2024
Effective Month: June 2024

MAXIMUS

Enrollments by Plan



Enrollments by Source



										Member Count
Plan	Auto Enrollments	DE File	IVR	Mail/Fax	Mobile	Newborn	Phone	Reinstatement	Web	Total
Aetna	41,886	18,181	2,854	1,938	4,116	4,364	49,087	16,536	5,230	144,192
AmeriHealth Caritas	66,372	10,453	753	436	1,069	5,574	60,555	21,740	1,137	168,089
Healthy Blue	77,128	30,727	2,883	2,114	5,228	10,642	101,946	32,814	5,862	269,344
Humana Healthy Horizons in Louisiana	95,815	7,039	1,034	1,121	1,391	4,669	2,904	13,306	1,610	128,889
LA Healthcare Connections	125,863	33,594	5,253	3,577	5,473	16,984	161,052	55,574	13,212	420,582
UnitedHealthcare Community	109,183	36,739	3,905	2,329	4,328	12,186	144,891	46,518	5,144	365,223
Total	516,247	136,733	16,682	11,515	21,605	54,419	520,435	186,488	32,195	1,496,319

Description: This report shows all active members in Healthy Louisiana as of the effective date above. Members who will be disenrolled at the end of the reporting month are not included. Enrollees who gain and lose eligibility during the reporting month are not included. J/K linkages are excluded.

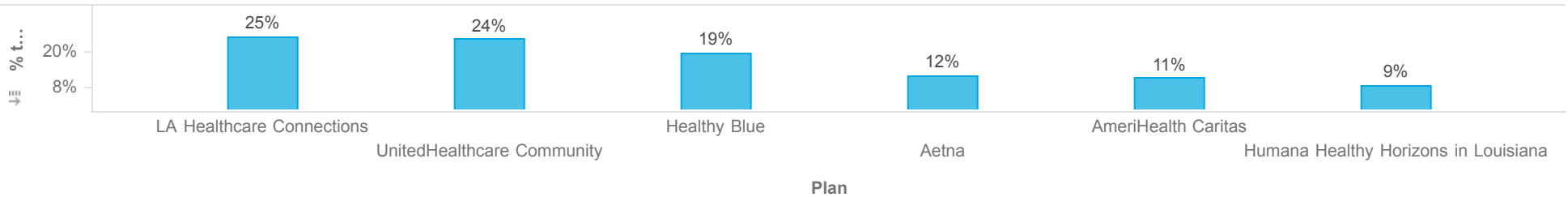
Note: Percentages are rounded to the nearest whole number.



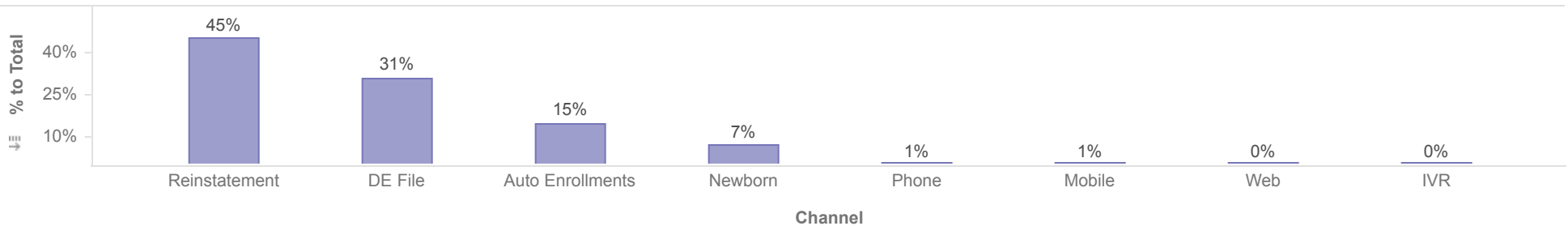
Healthy Louisiana
Enrollments by Health Plan and Source
Reporting Month: May 2024
Effective Month: June 2024

MAXIMUS

Enrollments by Plan



Enrollments by Source



Plan	Member Count							
	Auto Enrollments	DE File	IVR	Mobile	Newborn	Phone	Reinstatement	Web
Aetna	1,259	1,752	24	36	356	135	1,885	32
AmeriHealth Caritas	1,212	1,168	5	13	324	16	2,405	9
Healthy Blue	1,179	3,191	29	54	638	61	3,806	49
Humana Healthy Horizons in Louisiana	1,152	800	23	29	364	32	1,684	29
LA Healthcare Connections	949	3,611	32	52	965	73	5,853	29
UnitedHealthcare Community	1,048	3,895	34	50	774	73	5,313	33
Total	6,799	14,417	147	234	3,421	390	20,946	181

Description: This report shows new enrollments and transfers for the reporting month. Members who transfer plan during the reporting month will only be counted once for the month, regardless of how many times the member transfers during the month. Members who will be disenrolled at the end of the reporting month are not included in this report. Enrollees who gain and lose eligibility during the reporting month are not included. J/K linkages are excluded. Open enrollment transactions are also excluded.

Note: Percentages are rounded to the nearest whole number.