
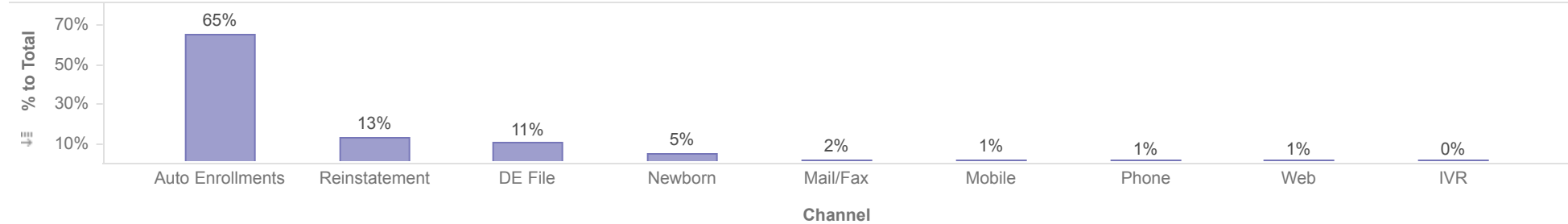


Enrollments by Plan



Enrollments by Source



										Member Count
Plan	Auto Enrollments	DE File	IVR	Mail/Fax	Mobile	Newborn	Phone	Reinstatement	Web	Total
DentaQuest	487,764	114,707	1,470	12,399	10,264	39,403	4,407	101,647	8,003	780,064
MCNA	493,409	46,549	5,590	12,873	9,829	33,455	13,027	98,931	9,383	723,046
Total	981,173	161,256	7,060	25,272	20,093	72,858	17,434	200,578	17,386	1,503,110

Description: Members who will be disenrolled at the end of the reporting month are not included. Enrollees who gain and lose eligibility during the reporting month are not included.


Note: Percentages are rounded to the nearest whole number.



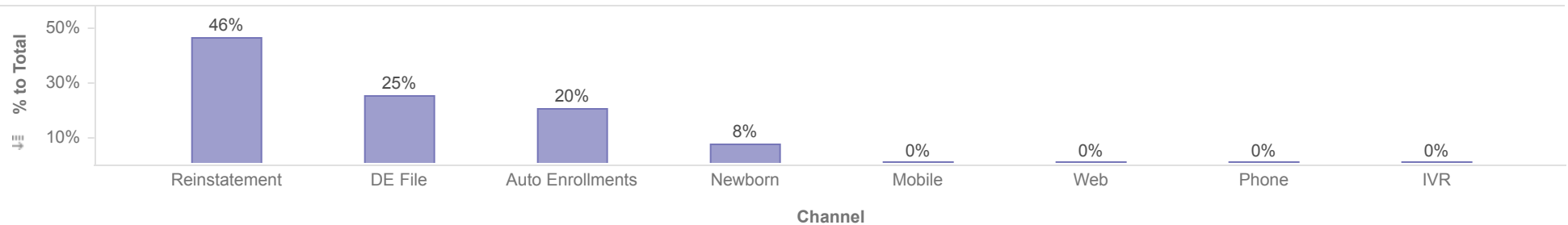
Healthy Louisiana
Enrollment by Dental Plan and Source - Total Active Members and New Members
Reporting Month: May 2024
Effective Month: June 2024

MAXIMUS

Enrollments by Plan



Enrollments by Source



Plan	Member Count							
	Auto Enrollments	DE File	IVR	Mobile	Newborn	Phone	Reinstatement	Web
DentaQuest	4,611	7,776	5	73	1,958	21	10,834	32
MCNA	4,599	3,594	14	60	1,488	33	10,192	58
Total	9,210	11,370	19	133	3,446	54	21,026	90

Description: Members who transfer plan during the reporting month will only be counted once for the month, regardless of how many times the member transfers during the month. Members who will be disenrolled at the end of the reporting month are not included in this report. Enrollees who gain and lose eligibility during the reporting month are not included. Open enrollment transactions are also excluded.

Note: Percentages are rounded to the nearest whole number.