




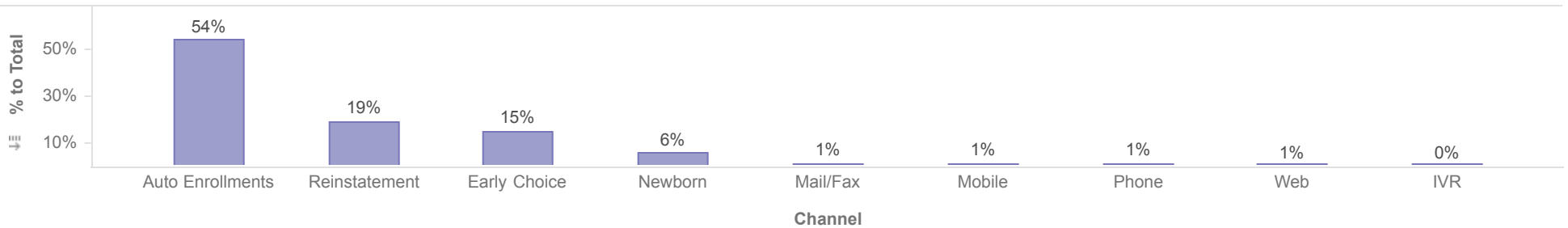
Healthy Louisiana
Enrollment by Dental Plan and Source - Total Active Members and New Members
Reporting Month: August 2025
Effective Month: September 2025



Enrollments by Plan



Enrollments by Source



Plan										Member Count	
	Auto Enrollments	Early Choice	IVR	Mail/Fax	Mobile	Newborn	Phone	Reinstatement	Web	Total	
DentaQuest	376,662	149,333	1,238	10,206	8,004	48,390	3,475	139,235	6,158	742,701	
MCNA	380,444	65,104	4,611	10,628	8,243	38,658	10,876	130,818	7,660	657,042	
Total	757,106	214,437	5,849	20,834	16,247	87,048	14,351	270,053	13,818	1,399,743	

Description: Members who will be disenrolled at the end of the reporting month are not included. Enrollees who gain and lose eligibility during the reporting month are not included.


Note: Percentages are rounded to the nearest whole number.



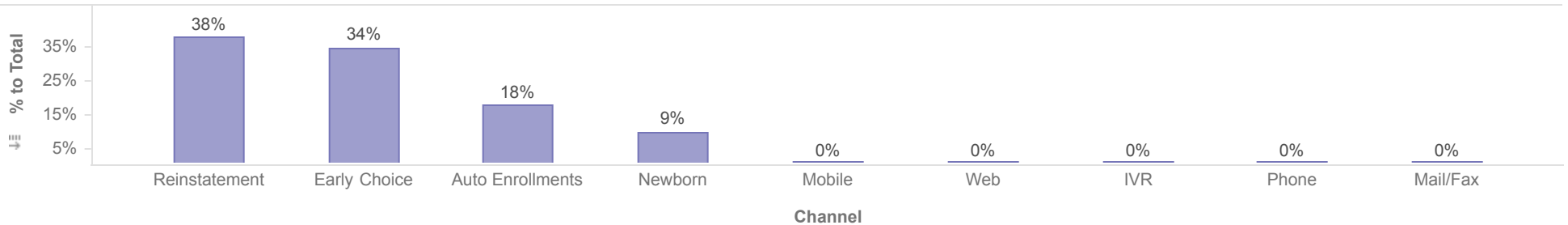
Healthy Louisiana
Enrollment by Dental Plan and Source - Total Active Members and New Members
Reporting Month: August 2025
Effective Month: September 2025



Enrollments by Plan



Enrollments by Source



Plan	Member Count									Total
	Auto Enrollments	Early Choice	IVR	Mail/Fax	Mobile	Newborn	Phone	Reinstatement	Web	
DentaQuest	3,489	9,279	11	1	56	2,130	5	7,833	43	22,847
MCNA	3,383	4,089	5	0	73	1,486	9	6,794	67	15,906
Total	6,872	13,368	16	1	129	3,616	14	14,627	110	38,753

Description: Members who transfer plan during the reporting month will only be counted once for the month, regardless of how many times the member transfers during the month. Members who will be disenrolled at the end of the reporting month are not included in this report. Enrollees who gain and lose eligibility during the reporting month are not included. Open enrollment transactions are also excluded.

Note: Percentages are rounded to the nearest whole number.