




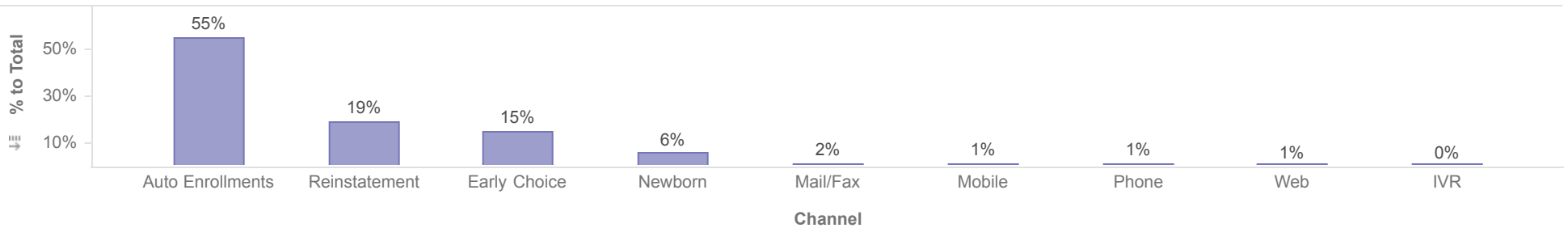
Healthy Louisiana
Enrollment by Dental Plan and Source - Total Active Members and New Members
Reporting Month: July 2025
Effective Month: August 2025



Enrollments by Plan



Enrollments by Source



Plan	Member Count									Total
	Auto Enrollments	Early Choice	IVR	Mail/Fax	Mobile	Newborn	Phone	Reinstatement	Web	
DentaQuest	382,768	146,653	1,260	10,376	8,148	47,889	3,537	136,818	6,299	743,748
MCNA	386,564	63,889	4,680	10,777	8,354	38,480	11,039	128,770	7,792	660,345
Total	769,332	210,542	5,940	21,153	16,502	86,369	14,576	265,588	14,091	1,404,093

Description: Members who will be disenrolled at the end of the reporting month are not included. Enrollees who gain and lose eligibility during the reporting month are not included.


Note: Percentages are rounded to the nearest whole number.



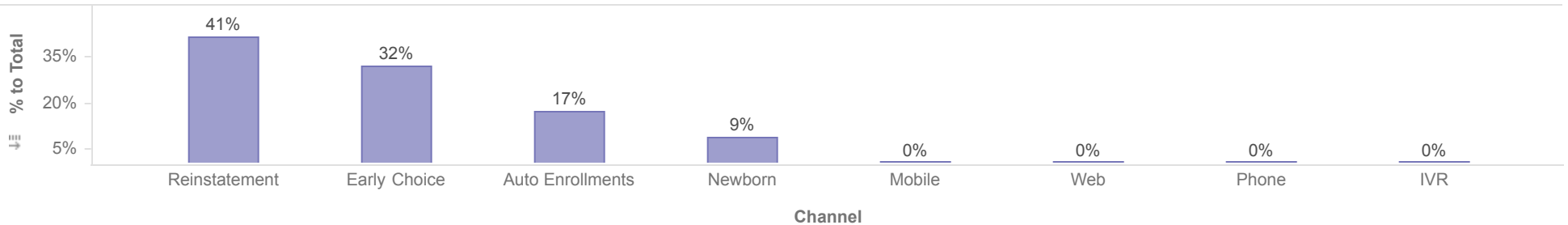
Healthy Louisiana
Enrollment by Dental Plan and Source - Total Active Members and New Members
Reporting Month: July 2025
Effective Month: August 2025



Enrollments by Plan



Enrollments by Source



Plan	Member Count								Total
	Auto Enrollments	Early Choice	IVR	Mobile	Newborn	Phone	Reinstatement	Web	
DentaQuest	3,613	9,298	3	90	2,170	5	9,263	46	24,488
MCNA	3,492	4,122	8	63	1,594	15	7,894	44	17,232
Total	7,105	13,420	11	153	3,764	20	17,157	90	41,720

Description: Members who transfer plan during the reporting month will only be counted once for the month, regardless of how many times the member transfers during the month. Members who will be disenrolled at the end of the reporting month are not included in this report. Enrollees who gain and lose eligibility during the reporting month are not included. Open enrollment transactions are also excluded.

Note: Percentages are rounded to the nearest whole number.