




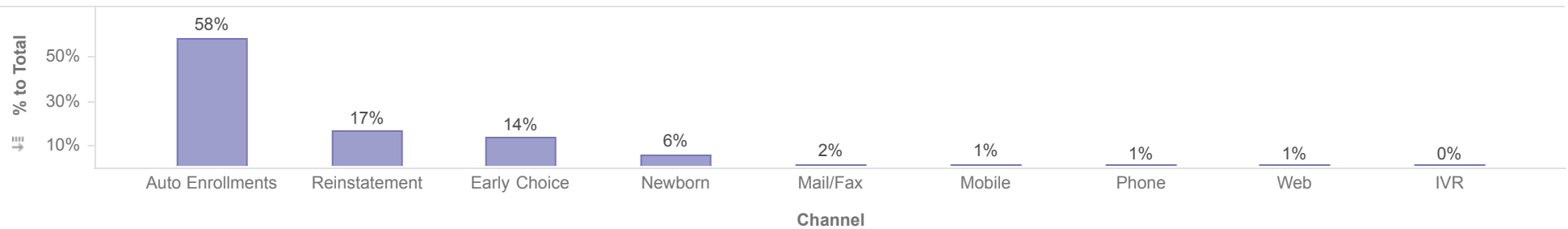
Healthy Louisiana
Enrollment by Dental Plan and Source - Total Active Members and New Members
Reporting Month: March 2025
Effective Month: April 2025

MAXIMUS

Enrollments by Plan



Enrollments by Source



										Member Count
Plan	Auto Enrollments	Early Choice	IVR	Mail/Fax	Mobile	Newborn	Phone	Reinstatement	Web	Total
DentaQuest	420,235	143,312	1,404	11,383	9,117	45,962	3,878	126,831	7,134	769,256
MCNA	424,233	60,989	5,016	11,703	9,173	37,246	11,899	120,787	8,619	689,665
Total	844,468	204,301	6,420	23,086	18,290	83,208	15,777	247,618	15,753	1,458,921


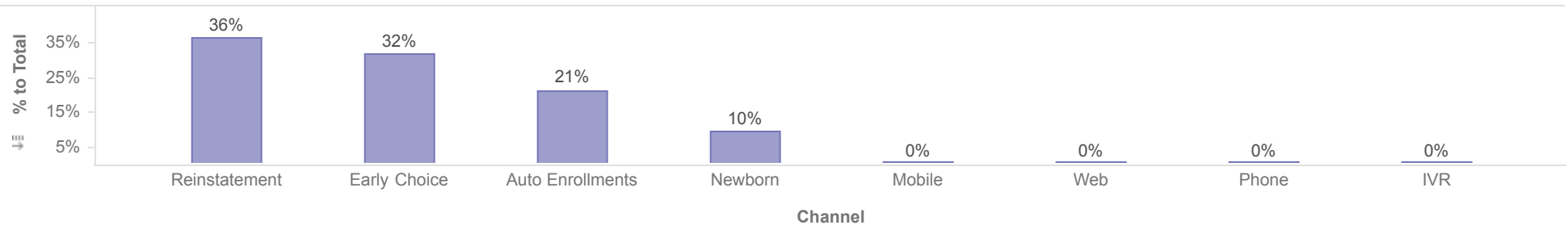
Description: Members who will be disenrolled at the end of the reporting month are not included. Enrollees who gain and lose eligibility during the reporting month are not included.

Note: Percentages are rounded to the nearest whole number.



Healthy Louisiana
Enrollment by Dental Plan and Source - Total Active Members and New Members
Reporting Month: March 2025
Effective Month: April 2025

MAXIMUS™

Enrollments by Plan**Enrollments by Source**

Plan	Member Count							
	Auto Enrollments	Early Choice	IVR	Mobile	Newborn	Phone	Reinstatement	Web
DentaQuest	3,586	7,399	4	82	1,908	25	6,318	39
MCNA	3,521	3,160	10	72	1,328	48	5,748	63
Total	7,107	10,559	14	154	3,236	73	12,066	102

Description: Members who transfer plan during the reporting month will only be counted once for the month, regardless of how many times the member transfers during the month. Members who will be disenrolled at the end of the reporting month are not included in this report. Enrollees who gain and lose eligibility during the reporting month are not included. Open enrollment transactions are also excluded.

Note: Percentages are rounded to the nearest whole number.