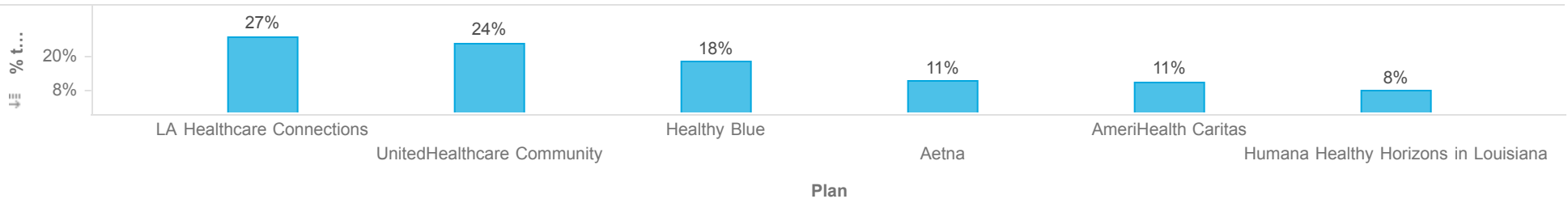




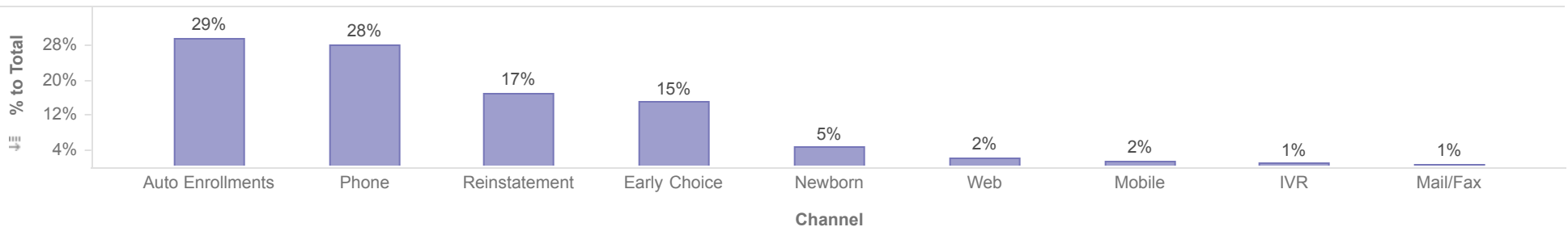
**Healthy Louisiana**  
**Enrollments by Health Plan and Source**  
**Reporting Month: May 2025**  
**Effective Month: June 2025**

**MAXIMUS**

**Enrollments by Plan**



**Enrollments by Source**



	Member Count									
Plan	Auto Enrollments	Early Choice	IVR	Mail/Fax	Mobile	Newborn	Phone	Reinstatement	Web	Total
Aetna	40,984	29,292	4,385	2,640	5,592	7,466	42,860	23,042	6,629	162,890
AmeriHealth Caritas	57,332	16,705	734	466	1,055	6,919	45,695	26,938	1,012	156,856
Healthy Blue	62,952	47,324	3,068	2,327	5,214	13,729	77,037	43,081	5,484	260,216
Humana Healthy Horizons in Louisiana	71,277	12,197	1,577	1,642	2,525	5,340	3,730	18,925	2,272	119,485
LA Healthcare Connections	98,165	52,558	4,450	2,927	4,814	19,434	118,073	68,500	10,282	379,203
UnitedHealthcare Community	88,635	57,162	3,835	2,368	4,310	15,512	109,797	59,923	4,669	346,211
Total	419,345	215,238	18,049	12,370	23,510	68,400	397,192	240,409	30,348	1,424,861

Description: This report shows all active members in Healthy Louisiana as of the effective date above. Members who will be disenrolled at the end of the reporting month are not included. Enrollees who gain and lose eligibility during the reporting month are not included. J/K linkages are excluded.

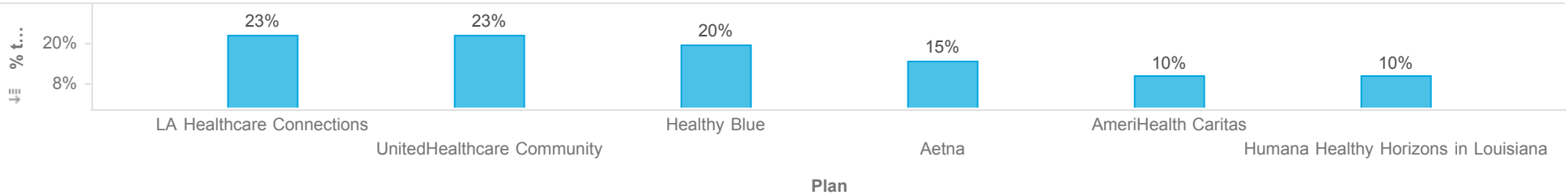
Note: Percentages are rounded to the nearest whole number.



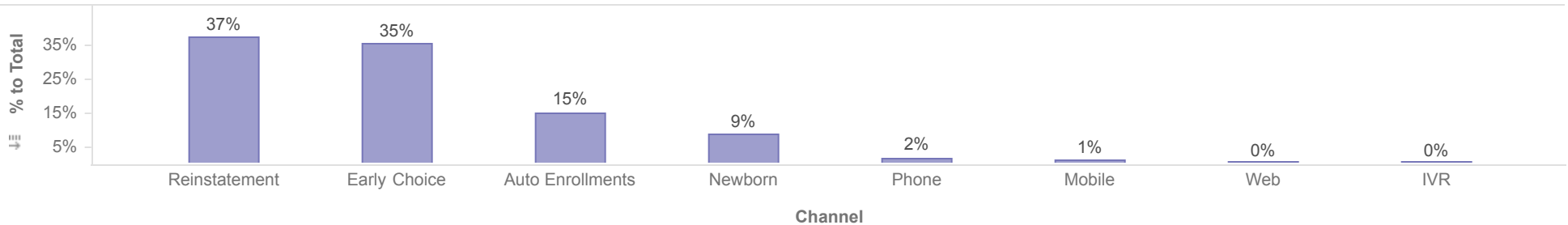
**Healthy Louisiana**  
**Enrollments by Health Plan and Source**  
**Reporting Month: May 2025**  
**Effective Month: June 2025**

**MAXIMUS**

**Enrollments by Plan**



**Enrollments by Source**



									Member Count
Plan	Auto Enrollments	Early Choice	IVR	Mobile	Newborn	Phone	Reinstatement	Web	Total
Aetna	1,031	1,994	40	60	446	150	1,729	47	5,497
AmeriHealth Caritas	1,016	1,063	8	11	340	21	1,492	10	3,961
Healthy Blue	936	2,839	16	43	703	126	2,689	34	7,386
Humana Healthy Horizons in Louisiana	1,095	855	15	249	277	232	1,104	49	3,876
LA Healthcare Connections	752	3,165	19	43	904	55	3,632	23	8,593
UnitedHealthcare Community	853	3,437	20	61	734	62	3,350	19	8,536
Total	5,683	13,353	118	467	3,404	646	13,996	182	37,849

Description: This report shows new enrollments and transfers for the reporting month. Members who transfer plan during the reporting month will only be counted once for the month, regardless of how many times the member transfers during the month. Members who will be disenrolled at the end of the reporting month are not included in this report. Enrollees who gain and lose eligibility during the reporting month are not included. J/K linkages are excluded. Open enrollment transactions are also excluded.

Note: Percentages are rounded to the nearest whole number.