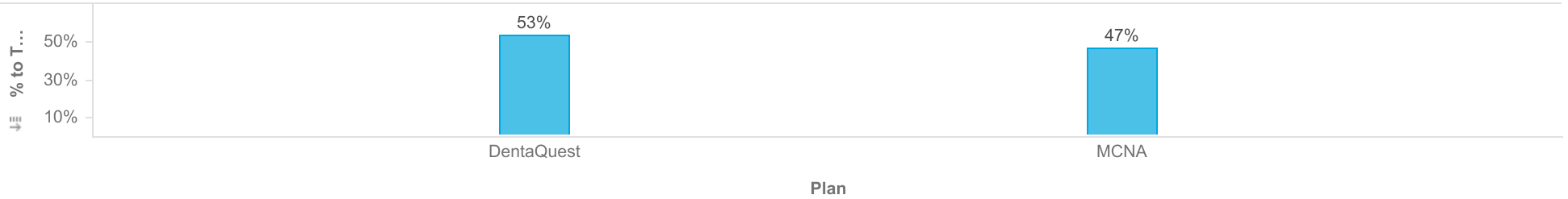




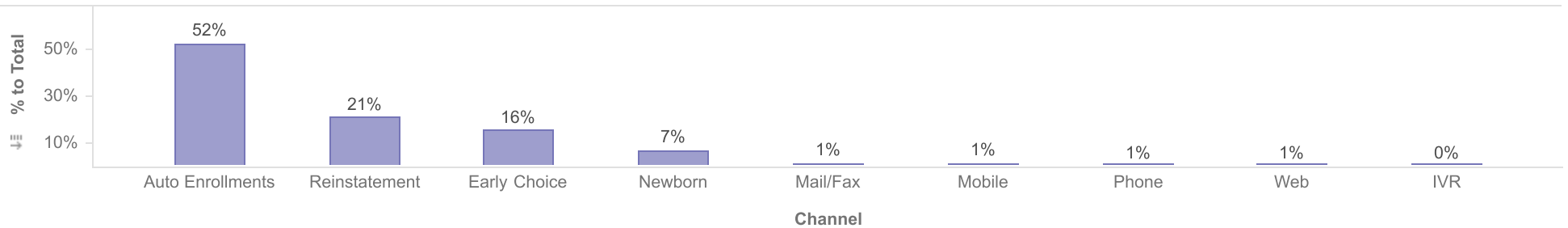
Healthy Louisiana
Enrollment by Dental Plan and Source - Total Active Members and New Members
Reporting Month: November 2025
Effective Month: December 2025



Enrollments by Plan



Enrollments by Source



Plan										Member Count
	Auto Enrollments	Early Choice	IVR	Mail/Fax	Mobile	Newborn	Phone	Reinstatement	Web	Total
DentaQuest	351,351	150,738	1,151	9,556	7,305	49,647	3,239	147,218	5,631	725,836
MCNA	354,605	65,760	4,360	9,993	7,753	39,237	10,292	136,600	7,121	635,721
Total	705,956	216,498	5,511	19,549	15,058	88,884	13,531	283,818	12,752	1,361,557

Description: Members who will be disenrolled at the end of the reporting month are not included. Enrollees who gain and lose eligibility during the reporting month are not included.

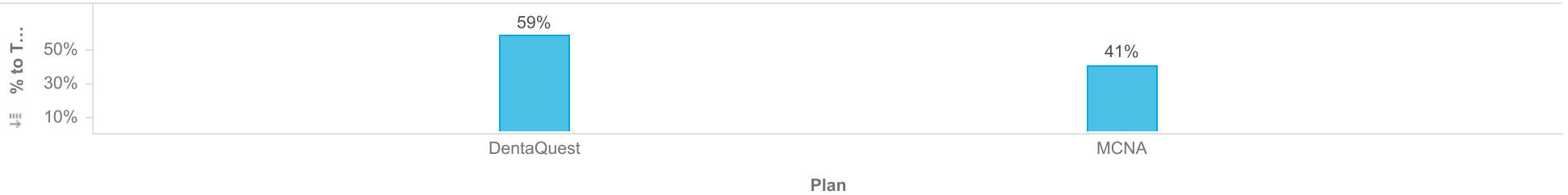
Note: Percentages are rounded to the nearest whole number.



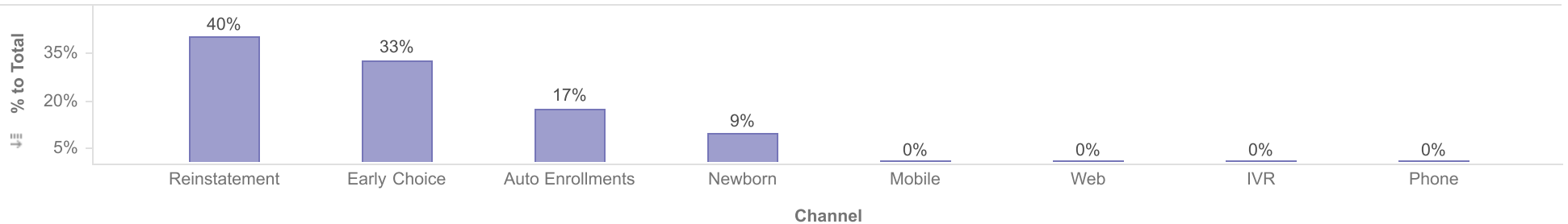
Healthy Louisiana
Enrollment by Dental Plan and Source - Total Active Members and New Members
 Reporting Month: November 2025
 Effective Month: December 2025



Enrollments by Plan



Enrollments by Source



Plan	Member Count								Total
	Auto Enrollments	Early Choice	IVR	Mobile	Newborn	Phone	Reinstatement	Web	
DentaQuest	2,725	7,306	3	51	1,711	4	6,937	36	18,773
MCNA	2,694	3,037	11	52	1,273	9	5,801	48	12,925
Total	5,419	10,343	14	103	2,984	13	12,738	84	31,698

Description: Members who transfer plan during the reporting month will only be counted once for the month, regardless of how many times the member transfers during the month. Members who will be disenrolled at the end of the reporting month are not included in this report. Enrollees who gain and lose eligibility during the reporting month are not included. Open enrollment transactions are also excluded.

Note: Percentages are rounded to the nearest whole number.