




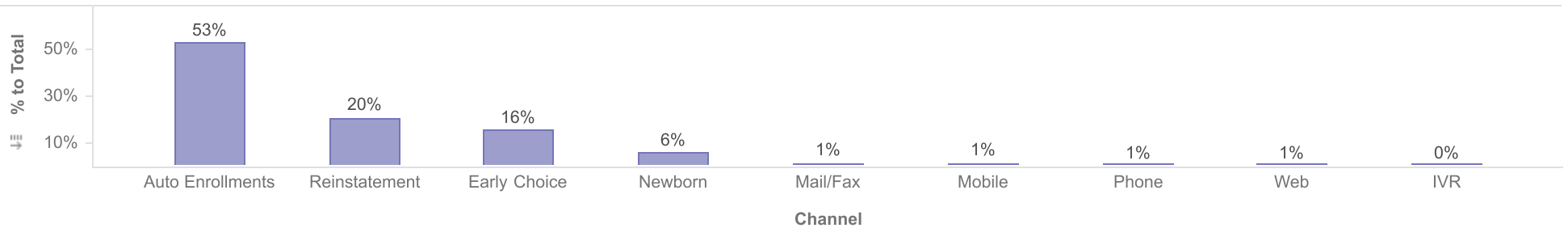
Healthy Louisiana
Enrollment by Dental Plan and Source - Total Active Members and New Members
Reporting Month: October 2025
Effective Month: November 2025



Enrollments by Plan



Enrollments by Source



Plan										Member Count
	Auto Enrollments	Early Choice	IVR	Mail/Fax	Mobile	Newborn	Phone	Reinstatement	Web	Total
DentaQuest	357,792	149,833	1,170	9,701	7,499	49,379	3,294	144,406	5,754	728,828
MCNA	361,130	65,422	4,404	10,154	7,872	38,955	10,448	134,495	7,258	640,138
Total	718,922	215,255	5,574	19,855	15,371	88,334	13,742	278,901	13,012	1,368,966

Description: Members who will be disenrolled at the end of the reporting month are not included. Enrollees who gain and lose eligibility during the reporting month are not included.

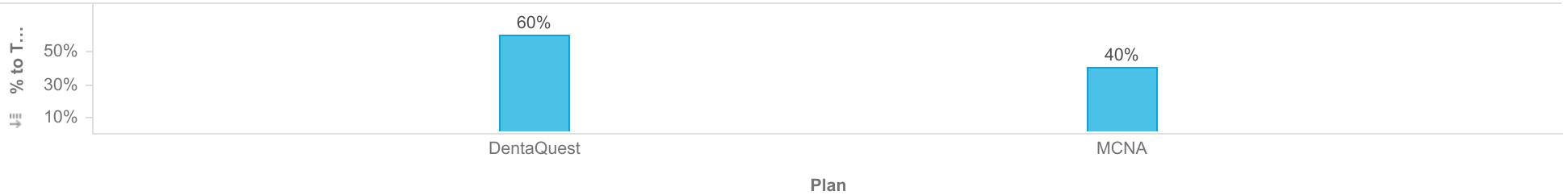
Note: Percentages are rounded to the nearest whole number.



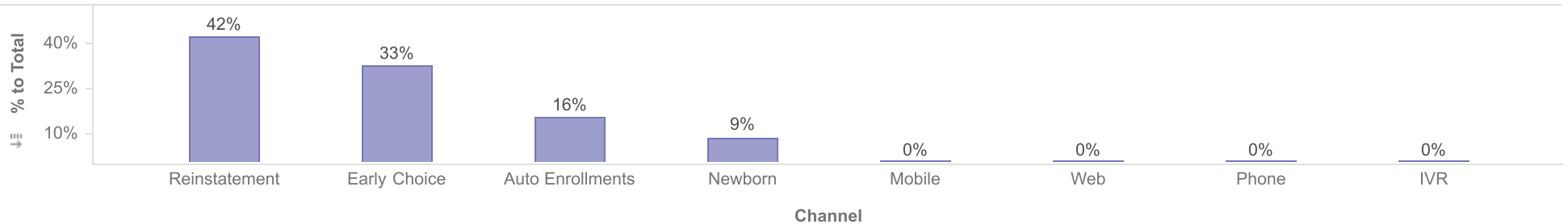
Healthy Louisiana
Enrollment by Dental Plan and Source - Total Active Members and New Members
Reporting Month: October 2025
Effective Month: November 2025



Enrollments by Plan



Enrollments by Source



Plan	Member Count								Total
	Auto Enrollments	Early Choice	IVR	Mobile	Newborn	Phone	Reinstatement	Web	
DentaQuest	3,159	9,112	9	68	2,138	1	9,169	35	23,691
MCNA	3,111	3,865	3	104	1,347	14	7,593	58	16,095
Total	6,270	12,977	12	172	3,485	15	16,762	93	39,786

Description: Members who transfer plan during the reporting month will only be counted once for the month, regardless of how many times the member transfers during the month. Members who will be disenrolled at the end of the reporting month are not included in this report. Enrollees who gain and lose eligibility during the reporting month are not included. Open enrollment transactions are also excluded.

Note: Percentages are rounded to the nearest whole number.