




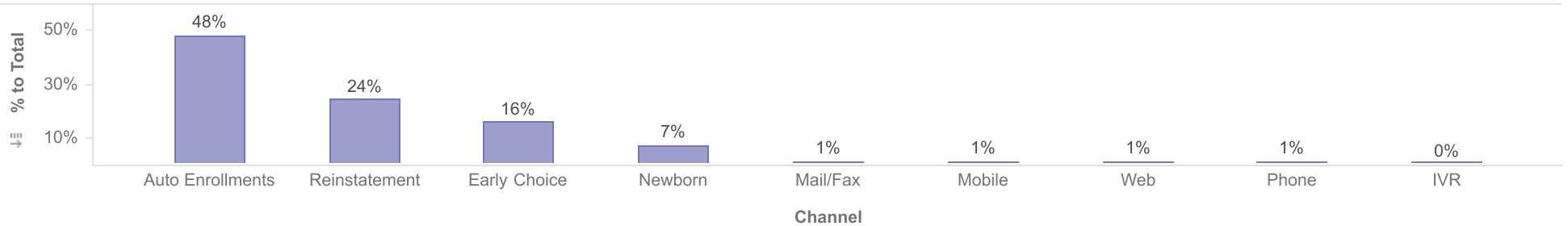
Healthy Louisiana
Enrollment by Dental Plan and Source - Total Active Members and New Members
Reporting Month: March 2026
Effective Month: April 2026



Enrollments by Plan



Enrollments by Source



| Plan | Member Count | | | | | | | | | Total |
|--------------|------------------|----------------|--------------|---------------|---------------|---------------|---------------|----------------|---------------|------------------|
| | Auto Enrollments | Early Choice | IVR | Mail/Fax | Mobile | Newborn | Phone | Reinstatement | Web | |
| DentaQuest | 298,554 | 139,462 | 1,143 | 8,289 | 6,732 | 50,344 | 3,038 | 159,482 | 5,912 | 672,956 |
| MCNA | 301,774 | 61,317 | 4,026 | 8,774 | 7,057 | 39,231 | 9,671 | 145,258 | 7,404 | 584,512 |
| Total | 600,328 | 200,779 | 5,169 | 17,063 | 13,789 | 89,575 | 12,709 | 304,740 | 13,316 | 1,257,468 |

Description: Members who will be disenrolled at the end of the reporting month are not included. Enrollees who gain and lose eligibility during the reporting month are not included.

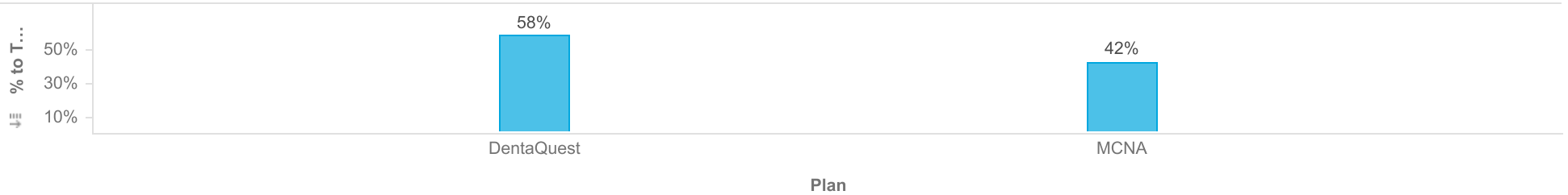
Note: Percentages are rounded to the nearest whole number.



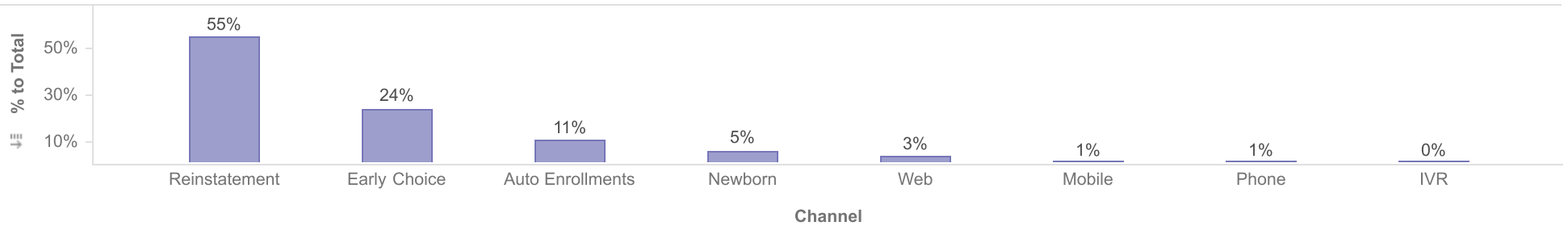
Healthy Louisiana
Enrollment by Dental Plan and Source - Total Active Members and New Members
 Reporting Month: March 2026
 Effective Month: April 2026



Enrollments by Plan



Enrollments by Source



| Plan | Member Count | | | | | | | | Total |
|--------------|------------------|---------------|------------|------------|--------------|------------|---------------|--------------|---------------|
| | Auto Enrollments | Early Choice | IVR | Mobile | Newborn | Phone | Reinstatement | Web | |
| DentaQuest | 2,955 | 9,203 | 71 | 218 | 1,780 | 166 | 16,555 | 805 | 31,753 |
| MCNA | 2,852 | 3,967 | 57 | 273 | 1,201 | 216 | 13,479 | 943 | 22,988 |
| Total | 5,807 | 13,170 | 128 | 491 | 2,981 | 382 | 30,034 | 1,748 | 54,741 |

Description: Members who transfer plan during the reporting month will only be counted once for the month, regardless of how many times the member transfers during the month. Members who will be disenrolled at the end of the reporting month are not included in this report. Enrollees who gain and lose eligibility during the reporting month are not included. Open enrollment transactions are also excluded.

Note: Percentages are rounded to the nearest whole number.