




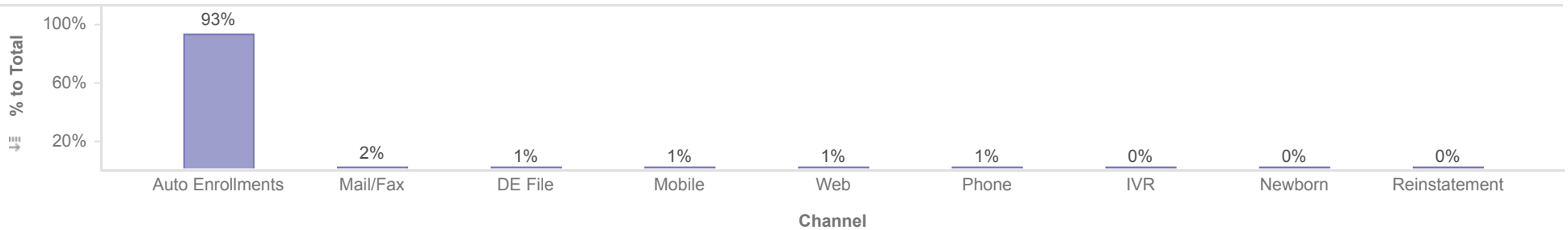
Healthy Louisiana
Enrollment by Dental Plan and Source - Total Active Members and New Members
Reporting Month: February 2021
Effective Month: March 2021



Enrollments by Plan



Enrollments by Source



Metrics	Member Count									
	Auto Enrollments	DE File	IVR	Mail/Fax	Mobile	Newborn	Phone	Reinstatement	Web	Total
DentaQuest	798,483	13,827	1,918	17,816	8,619	2,784	4,391	713	8,216	856,767
MCNA	802,730	5,144	4,499	18,359	8,600	2,734	8,737	825	7,820	859,448
Total	1,601,213	18,971	6,417	36,175	17,219	5,518	13,128	1,538	16,036	1,716,215

Description: Members who will be disenrolled at the end of the reporting month are not included. Enrollees who gain and lose eligibility during the reporting month are not included.

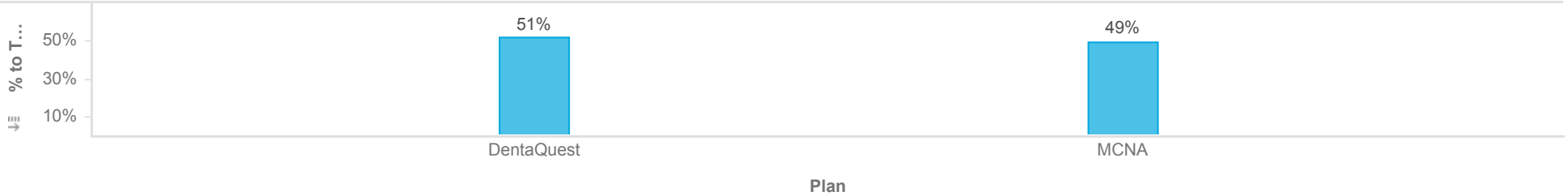
Note: Percentages are rounded to the nearest whole number.



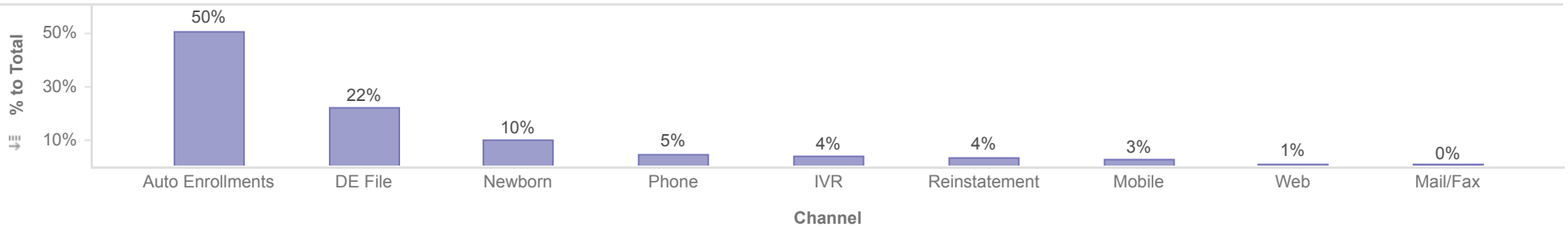
Healthy Louisiana
Enrollment by Dental Plan and Source - Total Active Members and New Members
Reporting Month: February 2021
Effective Month: March 2021



Enrollments by Plan



Enrollments by Source



Metrics	Member Count									
	Auto Enrollments	DE File	IVR	Mail/Fax	Mobile	Newborn	Phone	Reinstatement	Web	Total
DentaQuest	6,936	4,456	109	11	453	1,367	86	441	179	14,038
MCNA	6,892	1,686	1,105	13	372	1,383	1,204	519	211	13,385
Total	13,828	6,142	1,214	24	825	2,750	1,290	960	390	27,423

Description: Members who transfer plan during the reporting month will only be counted once for the month, regardless of how many times the member transfers during the month. Members who will be disenrolled at the end of the reporting month are not included in this report. Enrollees who gain and lose eligibility during the reporting month are not included. Open enrollment transactions are also excluded.

Note: Percentages are rounded to the nearest whole number.