




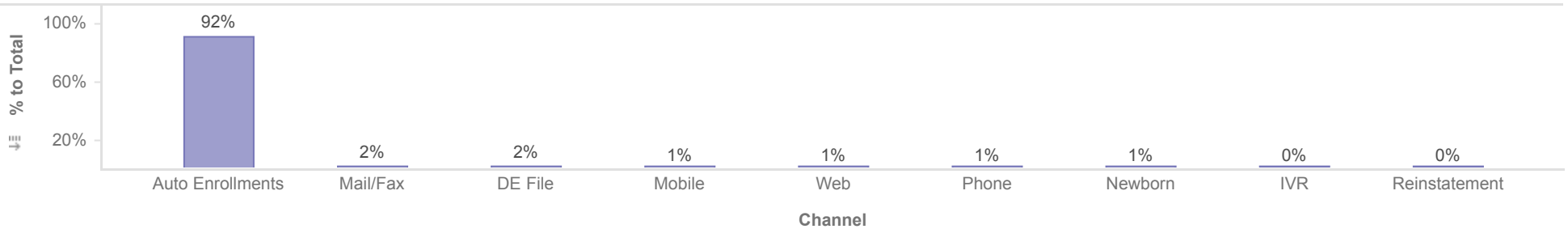
Healthy Louisiana
Enrollment by Dental Plan and Source - Total Active Members and New Members
Reporting Month: May 2021
Effective Month: June 2021



Enrollments by Plan



Enrollments by Source



Metrics	Member Count									
	Auto Enrollments	DE File	IVR	Mail/Fax	Mobile	Newborn	Phone	Reinstatement	Web	Total
DentaQuest	789,292	25,608	1,982	17,486	9,054	7,071	4,347	2,453	8,302	865,595
MCNA	795,159	9,780	5,884	18,045	9,001	6,907	10,131	2,598	7,902	865,407
Total	1,584,451	35,388	7,866	35,531	18,055	13,978	14,478	5,051	16,204	1,731,002

Description: Members who will be disenrolled at the end of the reporting month are not included. Enrollees who gain and lose eligibility during the reporting month are not included.


Note: Percentages are rounded to the nearest whole number.



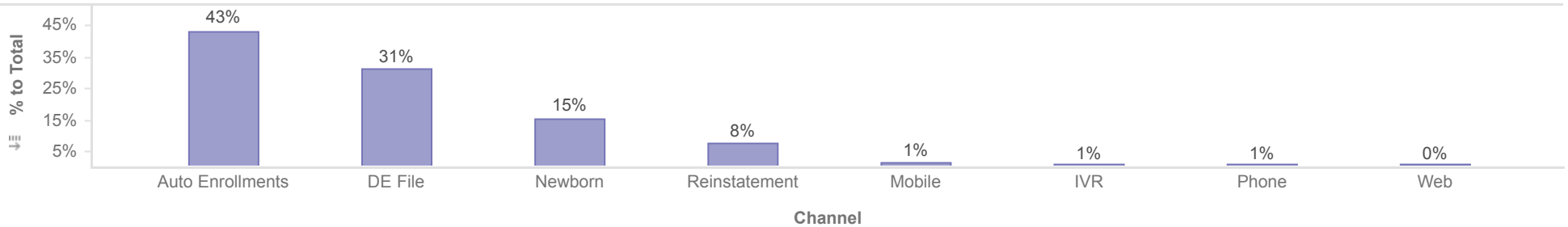
Healthy Louisiana
Enrollment by Dental Plan and Source - Total Active Members and New Members
Reporting Month: May 2021
Effective Month: June 2021



Enrollments by Plan



Enrollments by Source



Metrics									Member Count	
	Auto Enrollments	DE File	IVR	Mobile	Newborn	Phone	Reinstatement	Web	Total	
DentaQuest	3,796	3,966	13	134	1,317	4	644	23	9,897	
MCNA	3,789	1,549	110	122	1,362	88	709	20	7,749	
Total	7,585	5,515	123	256	2,679	92	1,353	43	17,646	

Description: Members who transfer plan during the reporting month will only be counted once for the month, regardless of how many times the member transfers during the month. Members who will be disenrolled at the end of the reporting month are not included in this report. Enrollees who gain and lose eligibility during the reporting month are not included. Open enrollment transactions are also excluded.

Note: Percentages are rounded to the nearest whole number.