



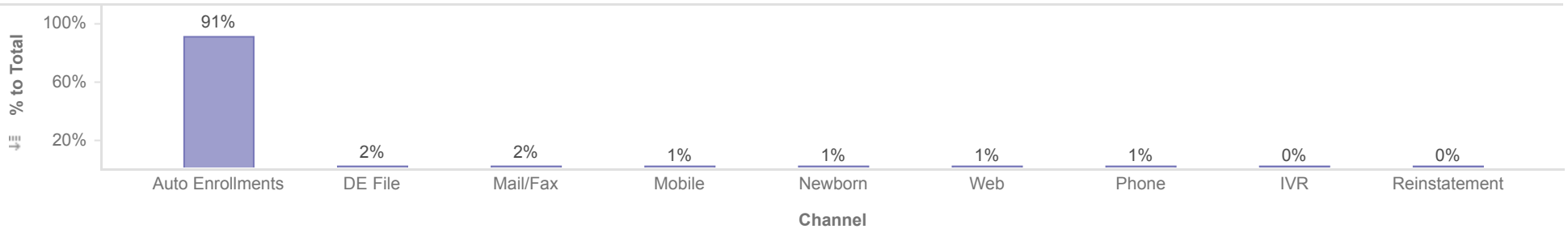
Healthy Louisiana
Enrollment by Dental Plan and Source - Total Active Members and New Members
Reporting Month: June 2021
Effective Month: July 2021



Enrollments by Plan



Enrollments by Source



Metrics	Member Count									
	Auto Enrollments	DE File	IVR	Mail/Fax	Mobile	Newborn	Phone	Reinstatement	Web	Total
DentaQuest	788,832	29,822	1,982	17,382	9,121	8,573	4,403	3,031	8,271	871,417
MCNA	794,789	11,440	6,003	17,980	9,071	8,415	10,362	3,113	7,907	869,080
Total	1,583,621	41,262	7,985	35,362	18,192	16,988	14,765	6,144	16,178	1,740,497

Description: Members who will be disenrolled at the end of the reporting month are not included. Enrollees who gain and lose eligibility during the reporting month are not included.


Note: Percentages are rounded to the nearest whole number.



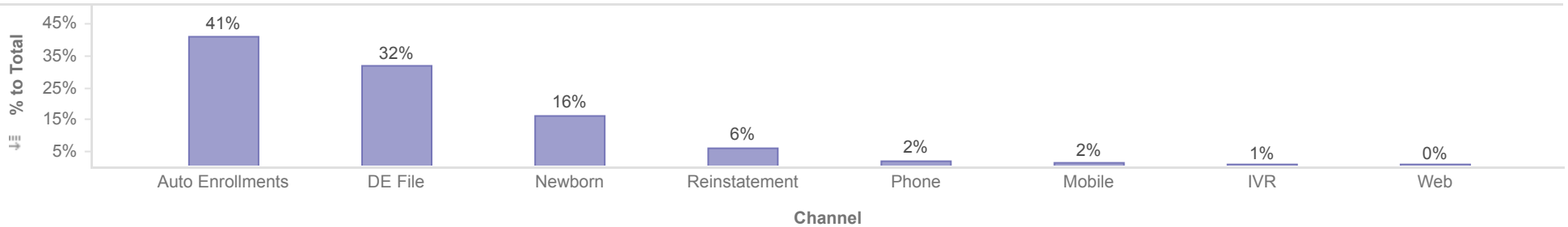
Healthy Louisiana
Enrollment by Dental Plan and Source - Total Active Members and New Members
Reporting Month: June 2021
Effective Month: July 2021



Enrollments by Plan



Enrollments by Source



Metrics									Member Count
	Auto Enrollments	DE File	IVR	Mobile	Newborn	Phone	Reinstatement	Web	Total
DentaQuest	3,831	4,253	14	147	1,509	94	606	25	10,479
MCNA	3,833	1,712	119	136	1,520	256	564	34	8,174
Total	7,664	5,965	133	283	3,029	350	1,170	59	18,653

Description: Members who transfer plan during the reporting month will only be counted once for the month, regardless of how many times the member transfers during the month. Members who will be disenrolled at the end of the reporting month are not included in this report. Enrollees who gain and lose eligibility during the reporting month are not included. Open enrollment transactions are also excluded.

Note: Percentages are rounded to the nearest whole number.