




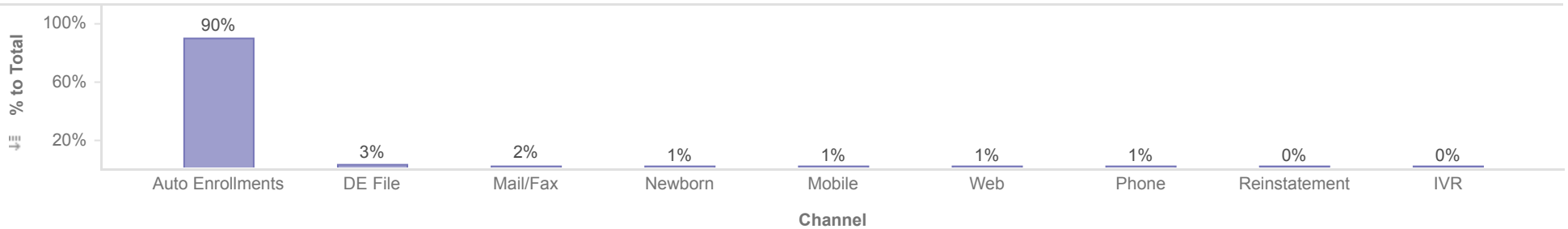
Healthy Louisiana
Enrollment by Dental Plan and Source - Total Active Members and New Members
Reporting Month: August 2021
Effective Month: September 2021



Enrollments by Plan



Enrollments by Source



Metrics	Member Count									
	Auto Enrollments	DE File	IVR	Mail/Fax	Mobile	Newborn	Phone	Reinstatement	Web	Total
DentaQuest	787,743	37,593	1,967	17,226	9,144	11,665	4,555	3,948	8,205	882,046
MCNA	793,641	14,346	5,990	17,826	9,065	11,250	10,553	4,030	7,832	874,533
Total	1,581,384	51,939	7,957	35,052	18,209	22,915	15,108	7,978	16,037	1,756,579

Description: Members who will be disenrolled at the end of the reporting month are not included. Enrollees who gain and lose eligibility during the reporting month are not included.


Note: Percentages are rounded to the nearest whole number.



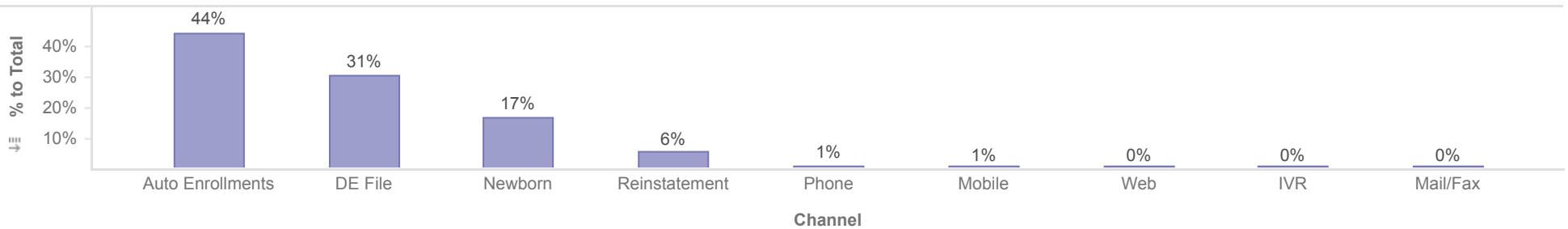
Healthy Louisiana
Enrollment by Dental Plan and Source - Total Active Members and New Members
Reporting Month: August 2021
Effective Month: September 2021



Enrollments by Plan



Enrollments by Source



Metrics	Member Count									
	Auto Enrollments	DE File	IVR	Mail/Fax	Mobile	Newborn	Phone	Reinstatement	Web	Total
DentaQuest	4,366	4,386	3	1	60	1,720	117	603	19	11,275
MCNA	4,413	1,652	7	0	55	1,622	142	600	12	8,503
Total	8,779	6,038	10	1	115	3,342	259	1,203	31	19,778

Description: Members who transfer plan during the reporting month will only be counted once for the month, regardless of how many times the member transfers during the month. Members who will be disenrolled at the end of the reporting month are not included in this report. Enrollees who gain and lose eligibility during the reporting month are not included. Open enrollment transactions are also excluded.

Note: Percentages are rounded to the nearest whole number.