




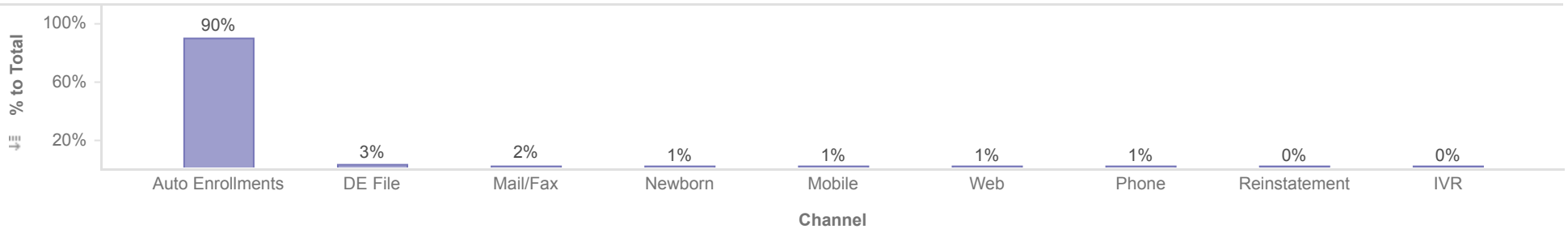
Healthy Louisiana
Enrollment by Dental Plan and Source - Total Active Members and New Members
Reporting Month: September 2021
Effective Month: October 2021



Enrollments by Plan



Enrollments by Source



Metrics	Member Count									
	Auto Enrollments	DE File	IVR	Mail/Fax	Mobile	Newborn	Phone	Reinstatement	Web	Total
DentaQuest	787,266	40,825	1,961	17,177	9,144	13,387	4,683	4,339	8,168	886,950
MCNA	793,156	15,487	5,983	17,773	9,064	12,865	10,682	4,450	7,800	877,260
Total	1,580,422	56,312	7,944	34,950	18,208	26,252	15,365	8,789	15,968	1,764,210

Description: Members who will be disenrolled at the end of the reporting month are not included. Enrollees who gain and lose eligibility during the reporting month are not included.


Note: Percentages are rounded to the nearest whole number.



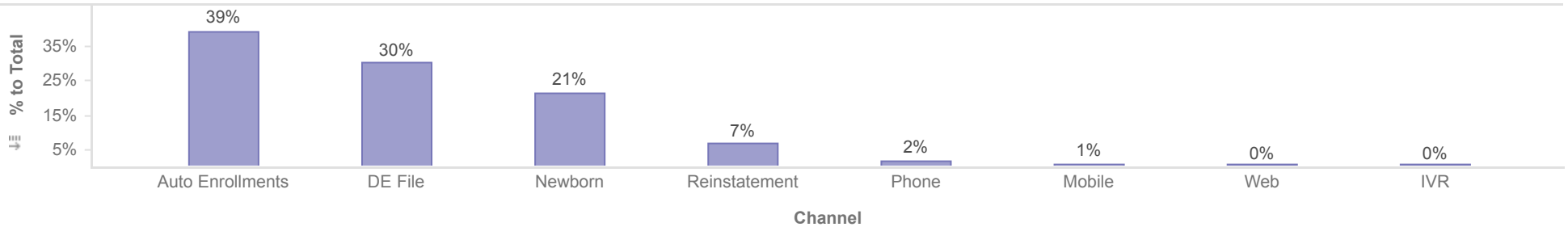
Healthy Louisiana
Enrollment by Dental Plan and Source - Total Active Members and New Members
Reporting Month: September 2021
Effective Month: October 2021



Enrollments by Plan



Enrollments by Source



Metrics									Member Count	
	Auto Enrollments	DE File	IVR	Mobile	Newborn	Phone	Reinstatement	Web	Total	
DentaQuest	2,963	3,327	1	66	1,663	145	505	12	8,682	
MCNA	2,911	1,215	4	44	1,534	158	518	11	6,395	
Total	5,874	4,542	5	110	3,197	303	1,023	23	15,077	

Description: Members who transfer plan during the reporting month will only be counted once for the month, regardless of how many times the member transfers during the month. Members who will be disenrolled at the end of the reporting month are not included in this report. Enrollees who gain and lose eligibility during the reporting month are not included. Open enrollment transactions are also excluded.

Note: Percentages are rounded to the nearest whole number.