




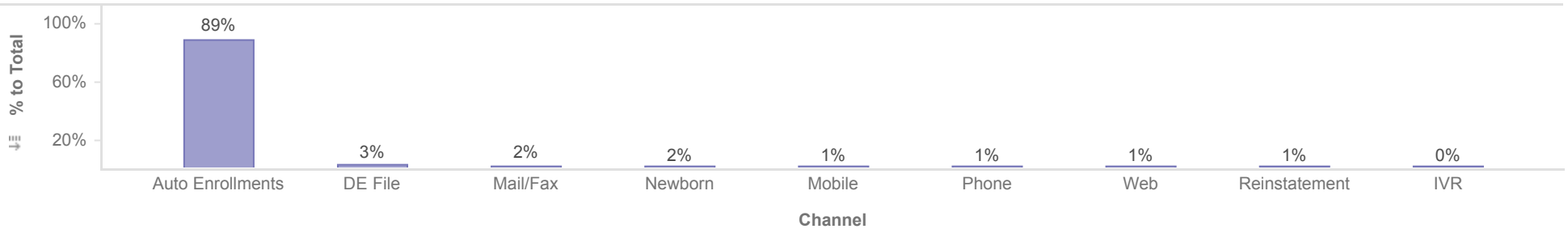
Healthy Louisiana
Enrollment by Dental Plan and Source - Total Active Members and New Members
Reporting Month: October 2021
Effective Month: November 2021



Enrollments by Plan



Enrollments by Source



Metrics										Member Count
	Auto Enrollments	DE File	IVR	Mail/Fax	Mobile	Newborn	Phone	Reinstatement	Web	Total
DentaQuest	785,374	44,626	1,957	17,086	9,105	15,057	4,970	4,833	8,141	891,149
MCNA	791,054	16,841	5,976	17,680	9,054	14,407	10,969	4,917	7,757	878,655
Total	1,576,428	61,467	7,933	34,766	18,159	29,464	15,939	9,750	15,898	1,769,804

Description: Members who will be disenrolled at the end of the reporting month are not included. Enrollees who gain and lose eligibility during the reporting month are not included.


Note: Percentages are rounded to the nearest whole number.



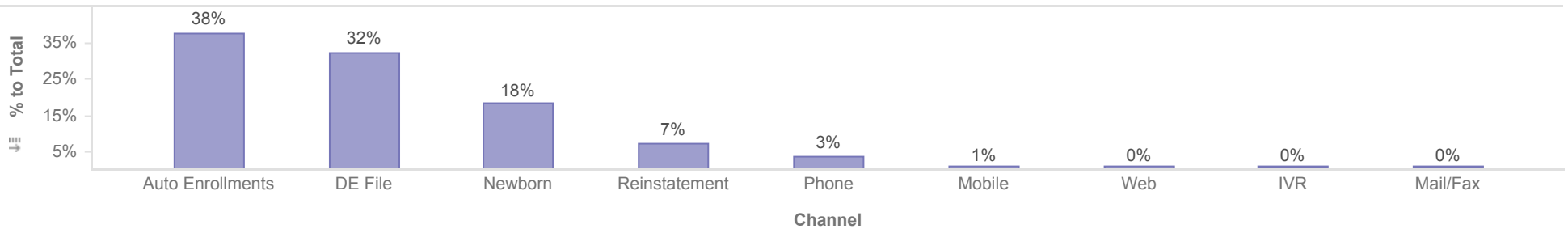
Healthy Louisiana
Enrollment by Dental Plan and Source - Total Active Members and New Members
Reporting Month: October 2021
Effective Month: November 2021



Enrollments by Plan



Enrollments by Source



Metrics										Member Count	
	Auto Enrollments	DE File	IVR	Mail/Fax	Mobile	Newborn	Phone	Reinstatement	Web	Total	
DentaQuest	3,436	4,322	7	2	45	1,771	308	653	24	10,568	
MCNA	3,447	1,605	15	0	60	1,601	326	672	18	7,744	
Total	6,883	5,927	22	2	105	3,372	634	1,325	42	18,312	

Description: Members who transfer plan during the reporting month will only be counted once for the month, regardless of how many times the member transfers during the month. Members who will be disenrolled at the end of the reporting month are not included in this report. Enrollees who gain and lose eligibility during the reporting month are not included. Open enrollment transactions are also excluded.

Note: Percentages are rounded to the nearest whole number.