




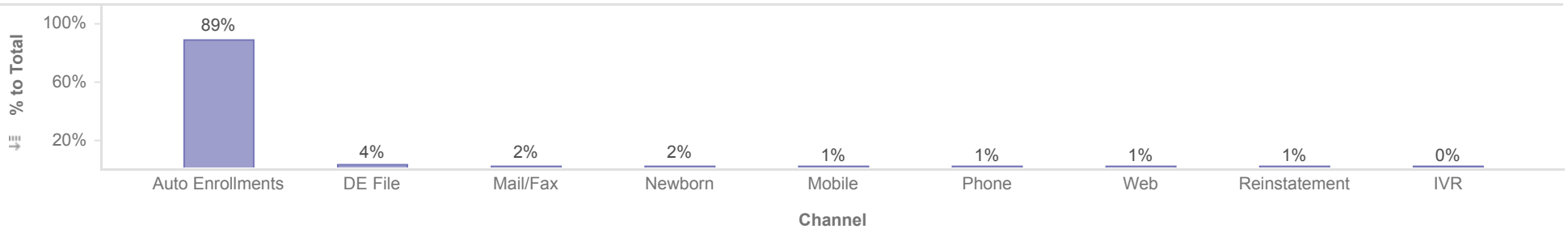
Healthy Louisiana
Enrollment by Dental Plan and Source - Total Active Members and New Members
Reporting Month: November 2021
Effective Month: December 2021



Enrollments by Plan



Enrollments by Source



Metrics										Member Count
	Auto Enrollments	DE File	IVR	Mail/Fax	Mobile	Newborn	Phone	Reinstatement	Web	Total
DentaQuest	785,318	47,425	1,955	17,027	9,120	16,483	5,032	5,168	8,125	895,653
MCNA	790,886	17,814	5,981	17,626	9,090	15,667	11,048	5,278	7,755	881,145
Total	1,576,204	65,239	7,936	34,653	18,210	32,150	16,080	10,446	15,880	1,776,798

Description: Members who will be disenrolled at the end of the reporting month are not included. Enrollees who gain and lose eligibility during the reporting month are not included.


Note: Percentages are rounded to the nearest whole number.



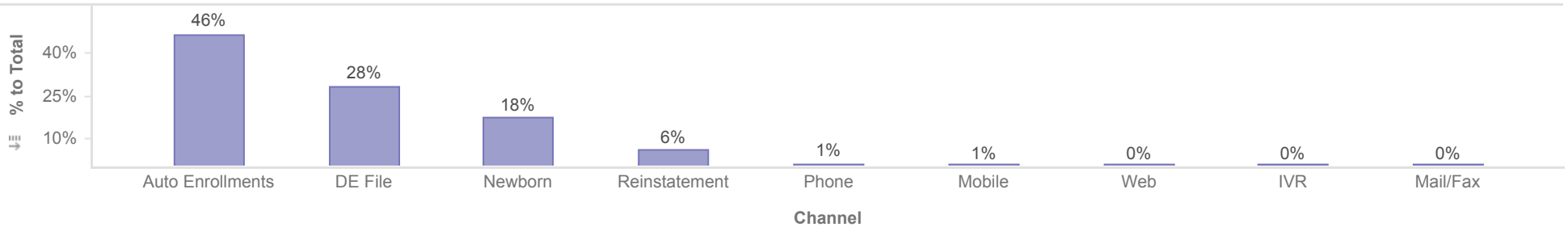
Healthy Louisiana
Enrollment by Dental Plan and Source - Total Active Members and New Members
Reporting Month: November 2021
Effective Month: December 2021



Enrollments by Plan



Enrollments by Source



Metrics	Member Count									
	Auto Enrollments	DE File	IVR	Mail/Fax	Mobile	Newborn	Phone	Reinstatement	Web	Total
DentaQuest	3,715	3,302	6	1	50	1,470	92	513	29	9,178
MCNA	3,649	1,165	11	0	52	1,337	111	497	25	6,847
Total	7,364	4,467	17	1	102	2,807	203	1,010	54	16,025

Description: Members who transfer plan during the reporting month will only be counted once for the month, regardless of how many times the member transfers during the month. Members who will be disenrolled at the end of the reporting month are not included in this report. Enrollees who gain and lose eligibility during the reporting month are not included. Open enrollment transactions are also excluded.

Note: Percentages are rounded to the nearest whole number.