




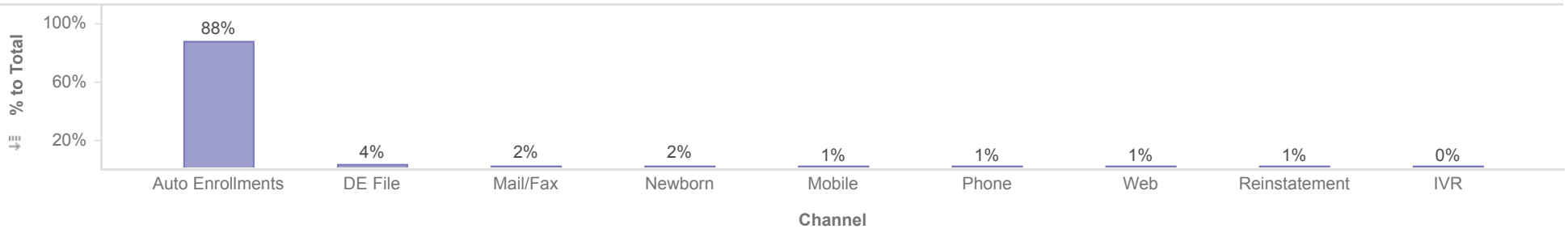
Healthy Louisiana
Enrollment by Dental Plan and Source - Total Active Members and New Members
Reporting Month: December 2021
Effective Month: January 2022



Enrollments by Plan



Enrollments by Source



Metrics										Member Count
	Auto Enrollments	DE File	IVR	Mail/Fax	Mobile	Newborn	Phone	Reinstatement	Web	Total
DentaQuest	782,253	50,313	2,044	18,018	9,764	18,192	5,046	5,595	8,586	899,811
MCNA	789,594	18,966	6,647	18,606	9,788	17,194	12,380	5,642	8,369	887,186
Total	1,571,847	69,279	8,691	36,624	19,552	35,386	17,426	11,237	16,955	1,786,997

Description: Members who will be disenrolled at the end of the reporting month are not included. Enrollees who gain and lose eligibility during the reporting month are not included.


Note: Percentages are rounded to the nearest whole number.



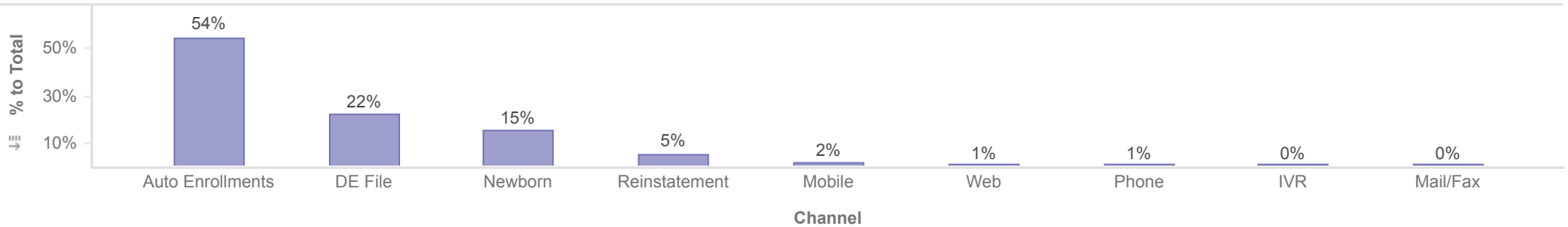
Healthy Louisiana
Enrollment by Dental Plan and Source - Total Active Members and New Members
Reporting Month: December 2021
Effective Month: January 2022



Enrollments by Plan



Enrollments by Source



Metrics	Member Count									
	Auto Enrollments	DE File	IVR	Mail/Fax	Mobile	Newborn	Phone	Reinstatement	Web	Total
DentaQuest	6,113	3,591	11	29	220	1,823	27	642	102	12,558
MCNA	6,066	1,413	60	11	179	1,640	110	580	57	10,116
Total	12,179	5,004	71	40	399	3,463	137	1,222	159	22,674

Description: Members who transfer plan during the reporting month will only be counted once for the month, regardless of how many times the member transfers during the month. Members who will be disenrolled at the end of the reporting month are not included in this report. Enrollees who gain and lose eligibility during the reporting month are not included. Open enrollment transactions are also excluded.

Note: Percentages are rounded to the nearest whole number.