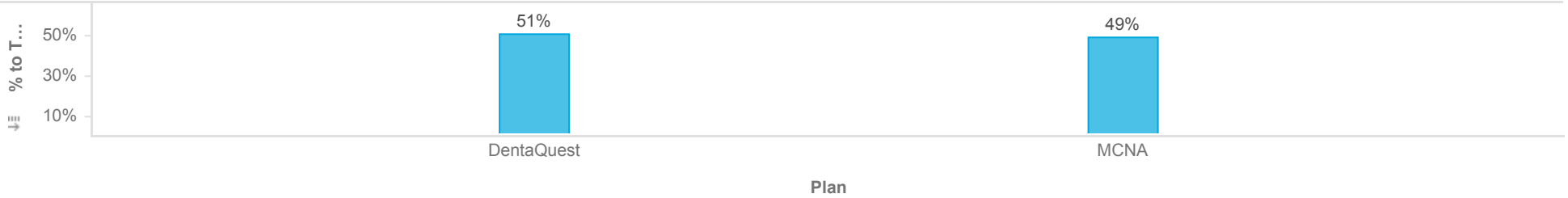




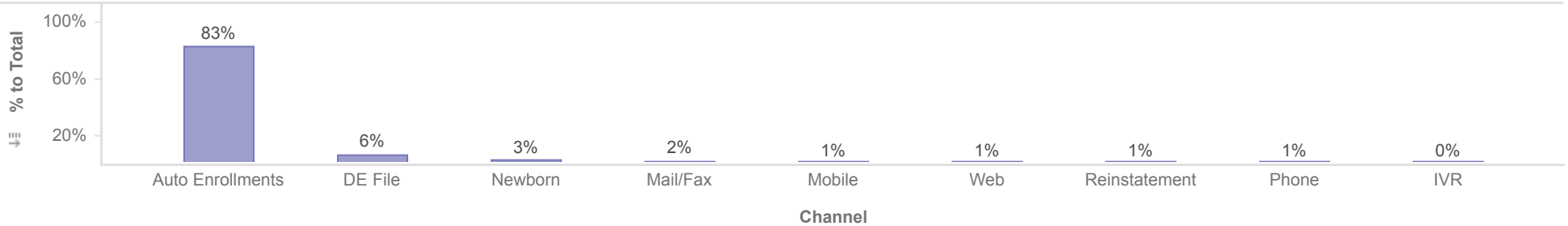
Healthy Louisiana
Enrollment by Dental Plan and Source - Total Active Members and New Members
Reporting Month: January 2023
Effective Month: February 2023



Enrollments by Plan



Enrollments by Source



Plan										Member Count
	Auto Enrollments	DE File	IVR	Mail/Fax	Mobile	Newborn	Phone	Reinstatement	Web	Total
DentaQuest	776,789	86,779	2,058	16,870	13,417	32,276	5,804	10,977	11,686	956,656
MCNA	784,257	32,149	7,087	17,631	12,609	29,728	15,388	10,925	12,493	922,267
Total	1,561,046	118,928	9,145	34,501	26,026	62,004	21,192	21,902	24,179	1,878,923

Description: Members who will be disenrolled at the end of the reporting month are not included. Enrollees who gain and lose eligibility during the reporting month are not included.


Note: Percentages are rounded to the nearest whole number.



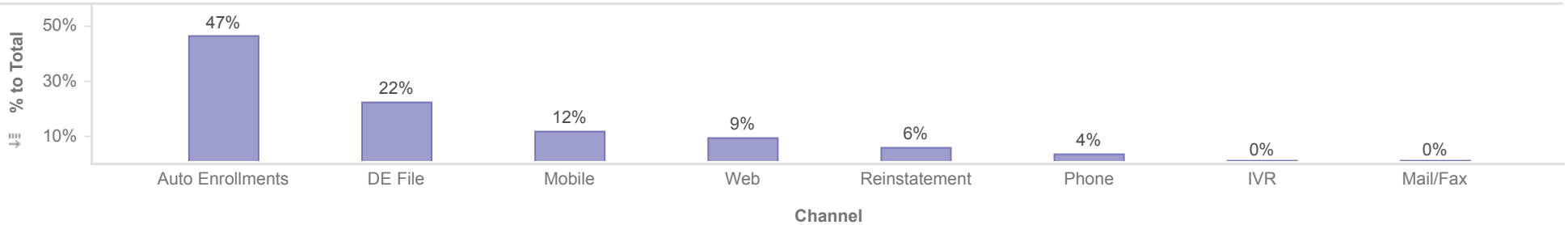
Healthy Louisiana
Enrollment by Dental Plan and Source - Total Active Members and New Members
Reporting Month: January 2023
Effective Month: February 2023



Enrollments by Plan



Enrollments by Source



Plan	Member Count								Total
	Auto Enrollments	DE File	IVR	Mail/Fax	Mobile	Phone	Reinstatement	Web	
DentaQuest	5,169	3,615	1	2	1,415	121	651	850	11,824
MCNA	4,950	1,258	10	1	1,145	699	620	1,178	9,861
Total	10,119	4,873	11	3	2,560	820	1,271	2,028	21,685

Description: Members who transfer plan during the reporting month will only be counted once for the month, regardless of how many times the member transfers during the month. Members who will be disenrolled at the end of the reporting month are not included in this report. Enrollees who gain and lose eligibility during the reporting month are not included. Open enrollment transactions are also excluded.

Note: Percentages are rounded to the nearest whole number.