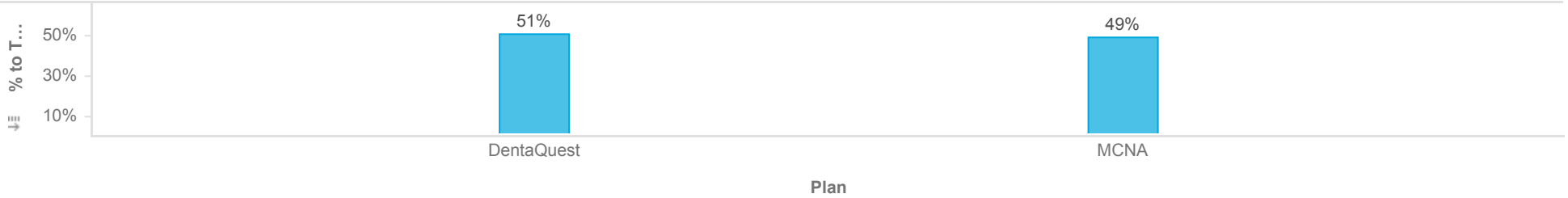




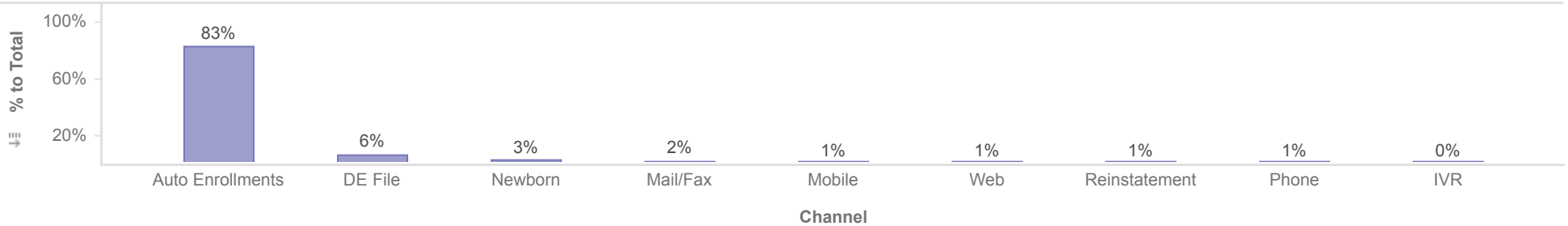
Healthy Louisiana
Enrollment by Dental Plan and Source - Total Active Members and New Members
Reporting Month: February 2023
Effective Month: March 2023



Enrollments by Plan



Enrollments by Source



Plan										Member Count	
	Auto Enrollments	DE File	IVR	Mail/Fax	Mobile	Newborn	Phone	Reinstatement	Web	Total	
DentaQuest	776,318	89,060	2,046	16,798	14,032	32,148	5,862	11,283	11,971	959,518	
MCNA	783,862	32,842	7,070	17,570	13,041	29,611	15,717	11,230	12,894	923,837	
Total	1,560,180	121,902	9,116	34,368	27,073	61,759	21,579	22,513	24,865	1,883,355	

Description: Members who will be disenrolled at the end of the reporting month are not included. Enrollees who gain and lose eligibility during the reporting month are not included.


Note: Percentages are rounded to the nearest whole number.



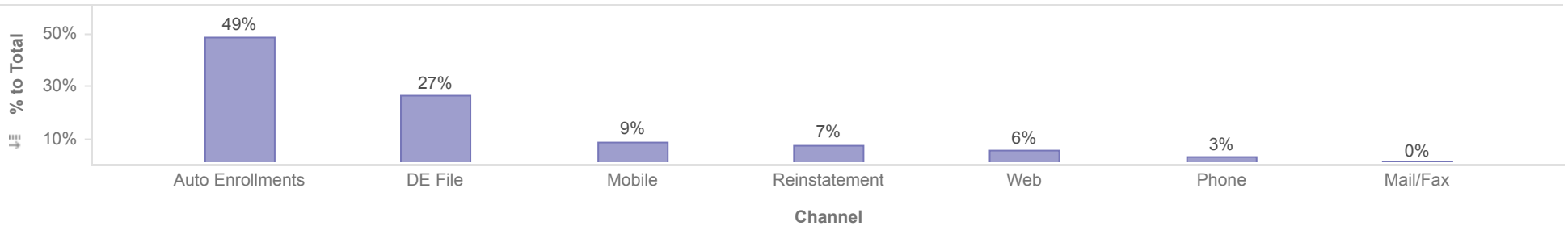
Healthy Louisiana
Enrollment by Dental Plan and Source - Total Active Members and New Members
Reporting Month: February 2023
Effective Month: March 2023



Enrollments by Plan



Enrollments by Source



Plan								Member Count	
	Auto Enrollments	DE File	Mail/Fax	Mobile	Phone	Reinstatement	Web	Total	
DentaQuest	3,994	3,227	1	792	99	607	389	9,109	
MCNA	3,970	1,091	3	606	393	565	530	7,158	
Total	7,964	4,318	4	1,398	492	1,172	919	16,267	

Description: Members who transfer plan during the reporting month will only be counted once for the month, regardless of how many times the member transfers during the month. Members who will be disenrolled at the end of the reporting month are not included in this report. Enrollees who gain and lose eligibility during the reporting month are not included. Open enrollment transactions are also excluded.

Note: Percentages are rounded to the nearest whole number.