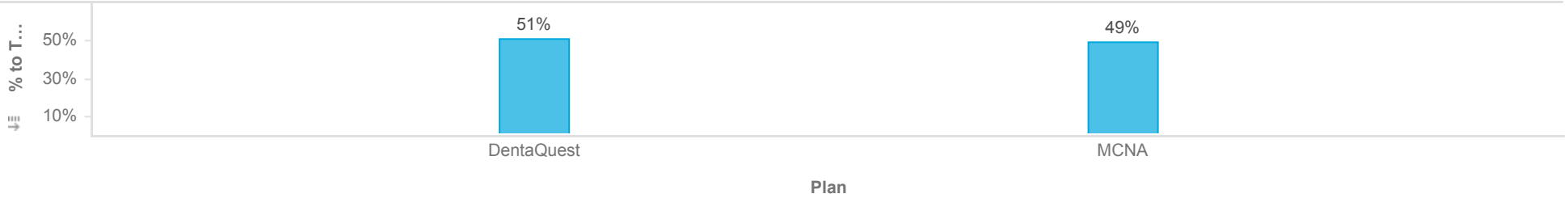




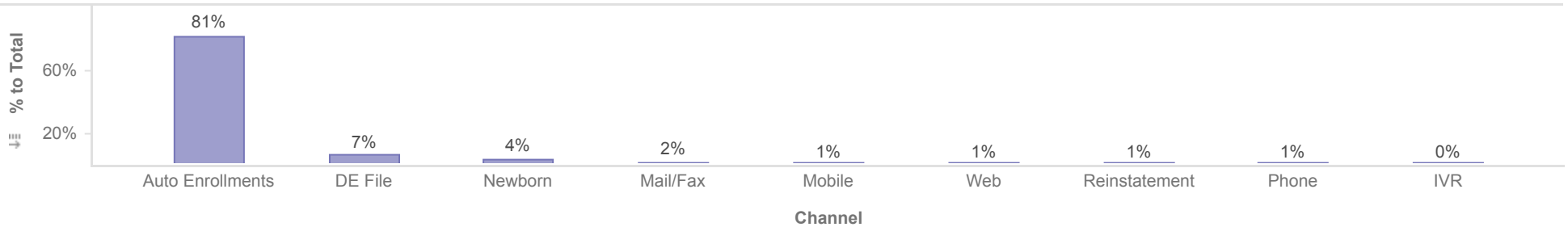
Healthy Louisiana
Enrollment by Dental Plan and Source - Total Active Members and New Members
Reporting Month: April 2023
Effective Month: May 2023



Enrollments by Plan



Enrollments by Source



Plan										Member Count	
	Auto Enrollments	DE File	IVR	Mail/Fax	Mobile	Newborn	Phone	Reinstatement	Web	Total	
DentaQuest	764,559	93,135	2,083	16,592	14,589	43,391	5,857	12,104	12,219	964,529	
MCNA	772,868	34,169	7,199	17,411	13,437	39,239	15,986	12,124	13,165	925,598	
Total	1,537,427	127,304	9,282	34,003	28,026	82,630	21,843	24,228	25,384	1,890,127	

Description: Members who will be disenrolled at the end of the reporting month are not included. Enrollees who gain and lose eligibility during the reporting month are not included.


Note: Percentages are rounded to the nearest whole number.



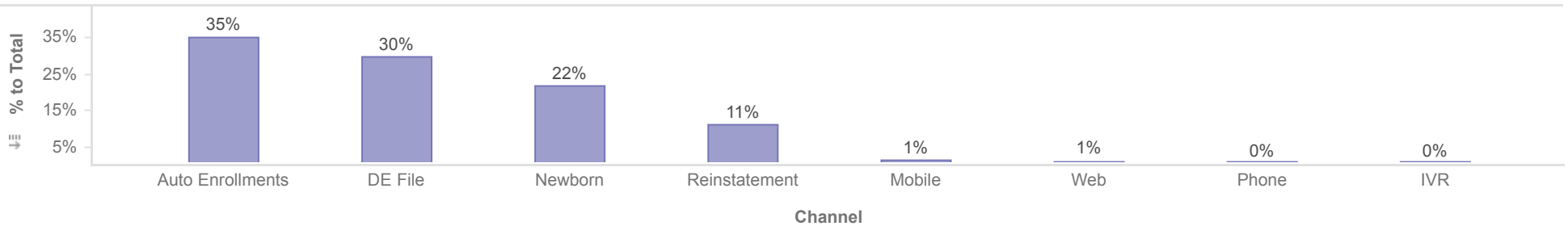
Healthy Louisiana
Enrollment by Dental Plan and Source - Total Active Members and New Members
Reporting Month: April 2023
Effective Month: May 2023



Enrollments by Plan



Enrollments by Source



Plan	Member Count								Total
	Auto Enrollments	DE File	IVR	Mobile	Newborn	Phone	Reinstatement	Web	
DentaQuest	2,396	2,963	6	80	1,642	10	781	61	7,939
MCNA	2,381	1,086	13	93	1,301	32	756	74	5,736
Total	4,777	4,049	19	173	2,943	42	1,537	135	13,675

Description: Members who transfer plan during the reporting month will only be counted once for the month, regardless of how many times the member transfers during the month. Members who will be disenrolled at the end of the reporting month are not included in this report. Enrollees who gain and lose eligibility during the reporting month are not included. Open enrollment transactions are also excluded.

Note: Percentages are rounded to the nearest whole number.