




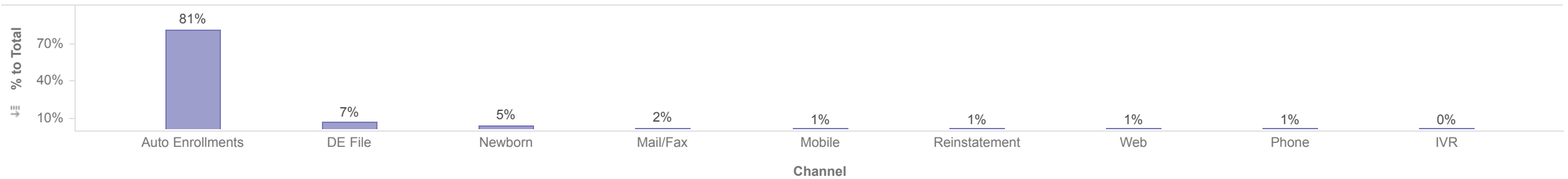
Healthy Louisiana
Enrollment by Dental Plan and Source - Total Active Members and New Members
 Reporting Month: May 2023
 Effective Month: June 2023



Enrollments by Plan



Enrollments by Source



Plan										Member Count	
	Auto Enrollments	DE File	IVR	Mail/Fax	Mobile	Newborn	Phone	Reinstatement	Web	Total	
DentaQuest	760,299	95,320	2,064	16,446	14,472	45,189	6,098	12,922	12,154	964,964	
MCNA	768,785	34,855	7,164	17,276	13,375	40,753	16,284	12,853	13,096	924,441	
Total	1,529,084	130,175	9,228	33,722	27,847	85,942	22,382	25,775	25,250	1,889,405	

Description: Members who will be disenrolled at the end of the reporting month are not included. Enrollees who gain and lose eligibility during the reporting month are not included.


Note: Percentages are rounded to the nearest whole number.



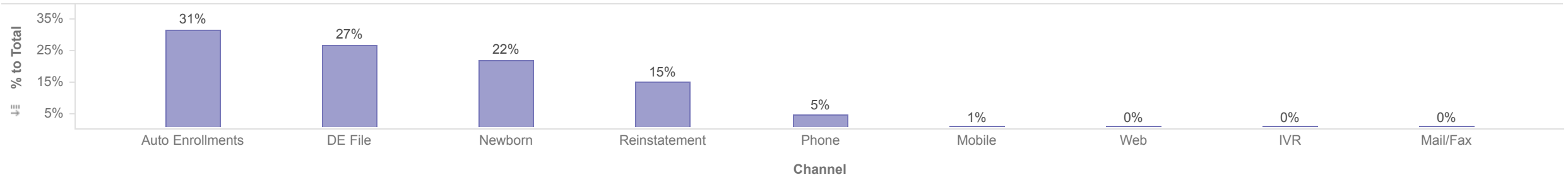
Healthy Louisiana
Enrollment by Dental Plan and Source - Total Active Members and New Members
Reporting Month: May 2023
Effective Month: June 2023



Enrollments by Plan



Enrollments by Source



Plan										Member Count	
	Auto Enrollments	DE File	IVR	Mail/Fax	Mobile	Newborn	Phone	Reinstatement	Web	Total	
DentaQuest	2,292	2,891	1	0	38	1,706	283	1,088	19	8,318	
MCNA	2,222	963	5	2	40	1,455	370	1,055	33	6,145	
Total	4,514	3,854	6	2	78	3,161	653	2,143	52	14,463	

Description: Members who transfer plan during the reporting month will only be counted once for the month, regardless of how many times the member transfers during the month. Members who will be disenrolled at the end of the reporting month are not included in this report. Enrollees who gain and lose eligibility during the reporting month are not included. Open enrollment transactions are also excluded.

Note: Percentages are rounded to the nearest whole number.