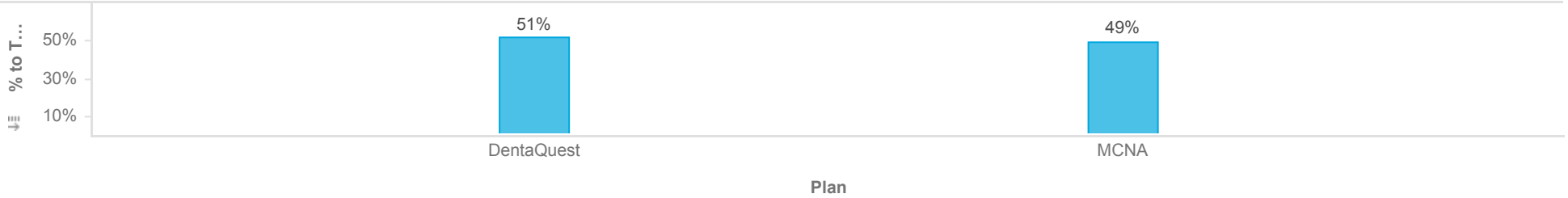




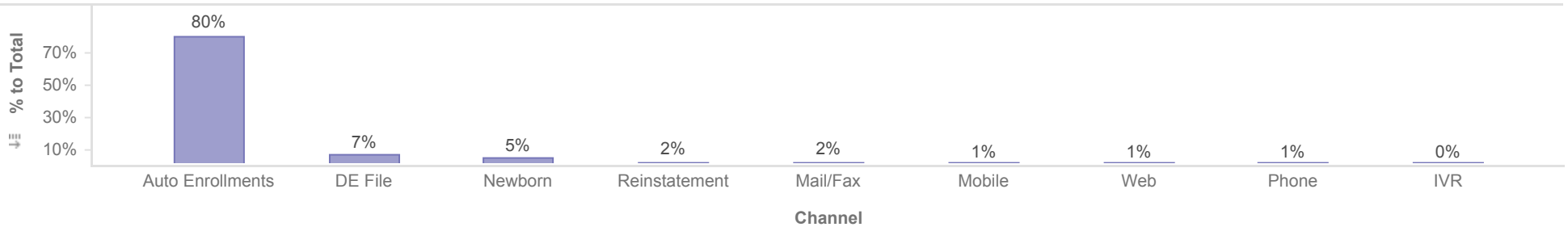
Healthy Louisiana
Enrollment by Dental Plan and Source - Total Active Members and New Members
Reporting Month: June 2023
Effective Month: July 2023



Enrollments by Plan



Enrollments by Source



Plan										Member Count	
	Auto Enrollments	DE File	IVR	Mail/Fax	Mobile	Newborn	Phone	Reinstatement	Web	Total	
DentaQuest	737,723	96,619	1,989	15,954	14,125	45,101	6,074	16,582	11,816	945,983	
MCNA	746,232	35,067	6,957	16,835	13,037	40,396	16,024	16,511	12,754	903,813	
Total	1,483,955	131,686	8,946	32,789	27,162	85,497	22,098	33,093	24,570	1,849,796	

Description: Members who will be disenrolled at the end of the reporting month are not included. Enrollees who gain and lose eligibility during the reporting month are not included.

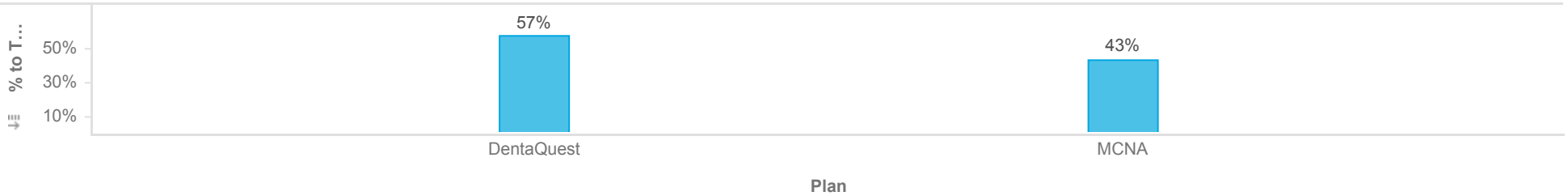
Note: Percentages are rounded to the nearest whole number.



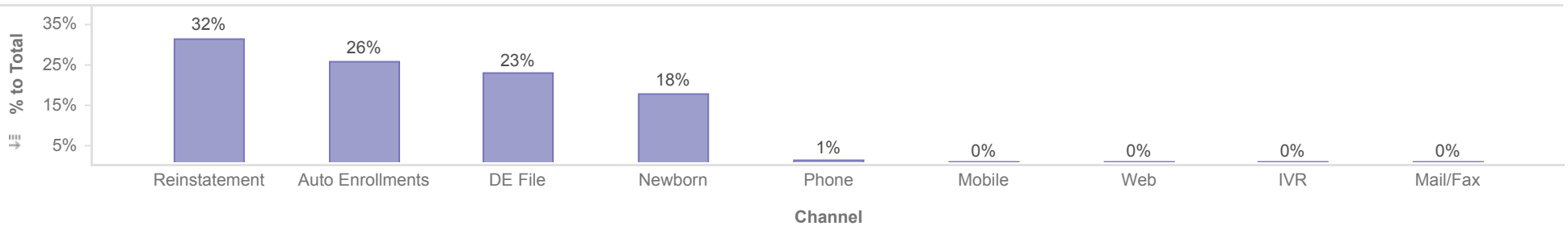
Healthy Louisiana
Enrollment by Dental Plan and Source - Total Active Members and New Members
Reporting Month: June 2023
Effective Month: July 2023



Enrollments by Plan



Enrollments by Source



Plan										Member Count	
	Auto Enrollments	DE File	IVR	Mail/Fax	Mobile	Newborn	Phone	Reinstatement	Web	Total	
DentaQuest	2,486	3,282	4	1	55	1,869	132	3,077	21	10,927	
MCNA	2,486	1,117	11	0	39	1,499	136	2,993	20	8,301	
Total	4,972	4,399	15	1	94	3,368	268	6,070	41	19,228	

Description: Members who transfer plan during the reporting month will only be counted once for the month, regardless of how many times the member transfers during the month. Members who will be disenrolled at the end of the reporting month are not included in this report. Enrollees who gain and lose eligibility during the reporting month are not included. Open enrollment transactions are also excluded.

Note: Percentages are rounded to the nearest whole number.