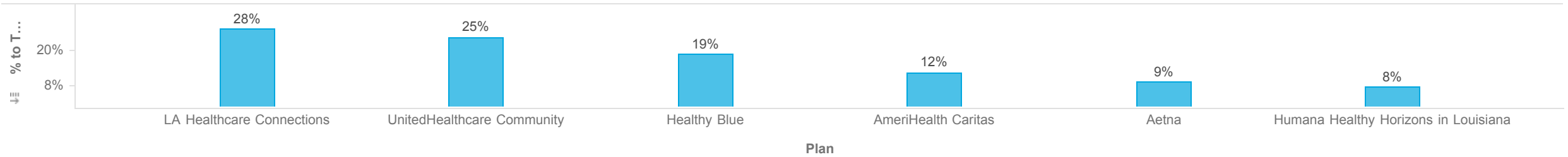




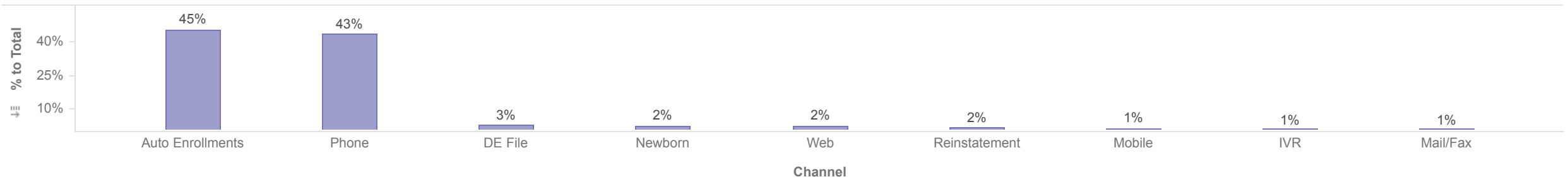
Healthy Louisiana
Enrollments by Health Plan and Source
 Reporting Month: July 2023
 Effective Month: August 2023



Enrollments by Plan



Enrollments by Source



Plan										Member Count	
	Auto Enrollments	DE File	IVR	Mail/Fax	Mobile	Newborn	Phone	Reinstatement	Web	Total	
Aetna	67,578	7,377	1,966	2,107	3,992	3,287	73,671	2,923	5,523	168,424	
AmeriHealth Caritas	110,357	3,441	761	435	1,282	5,537	92,650	3,787	1,482	219,732	
Healthy Blue	134,881	11,908	2,506	2,011	5,556	8,706	157,791	5,782	6,844	335,985	
Humana Healthy Horizons in Louisiana	122,086	1,746	585	750	1,088	2,724	3,466	2,008	1,342	135,795	
LA Healthcare Connections	199,557	11,380	5,087	2,892	5,932	14,140	233,875	9,545	17,669	500,077	
UnitedHealthcare Community	178,689	13,238	3,266	1,996	4,614	10,278	218,346	7,660	5,714	443,801	
Total	813,148	49,090	14,171	10,191	22,464	44,672	779,799	31,705	38,574	1,803,814	

Description: This report shows all active members in Healthy Louisiana as of the effective date above. Members who will be disenrolled at the end of the reporting month are not included. Enrollees who gain and lose eligibility during the reporting month are not included. J/K linkages are excluded.

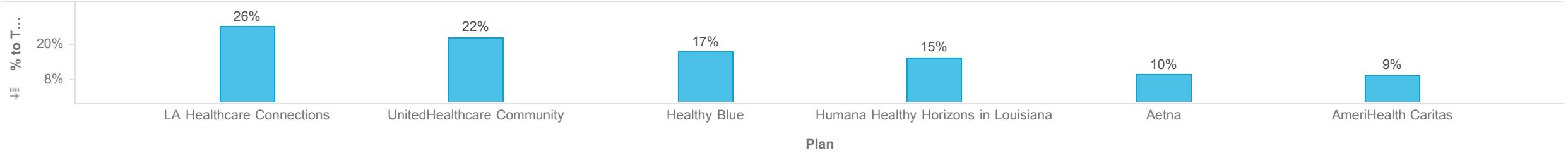
Note: Percentages are rounded to the nearest whole number.



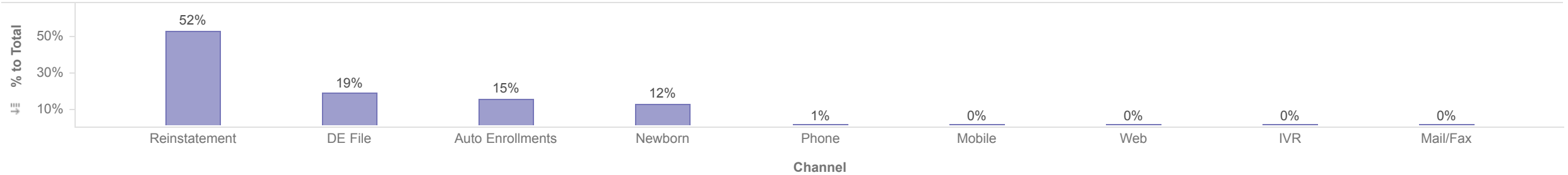
**Healthy Louisiana
Enrollments by Health Plan and Source
Reporting Month: July 2023
Effective Month: August 2023**



Enrollments by Plan



Enrollments by Source



Plan	Member Count									Total
	Auto Enrollments	DE File	IVR	Mail/Fax	Mobile	Newborn	Phone	Reinstatement	Web	
Aetna	367	919	12		36	329	70	1,455	20	3,208
AmeriHealth Caritas	229	417	3		7	395	17	1,951	1	3,020
Healthy Blue	477	1,311	27		43	747	44	2,941	36	5,626
Humana Healthy Horizons in Louisiana	2,978	346	10		14	479	9	1,122	14	4,972
LA Healthcare Connections	407	1,464	24	1	25	1,179	71	5,218	34	8,423
UnitedHealthcare Community	383	1,626	30		25	815	50	4,199	15	7,143
Total	4,841	6,083	106	1	150	3,944	261	16,886	120	32,392

Description: This report shows new enrollments and transfers for the reporting month. Members who transfer plan during the reporting month will only be counted once for the month, regardless of how many times the member transfers during the month. Members who will be disenrolled at the end of the reporting month are not included in this report. Enrollees who gain and lose eligibility during the reporting month are not included. J/K linkages are excluded. Open enrollment transactions are also excluded. Note: Percentages are rounded to the nearest whole number.