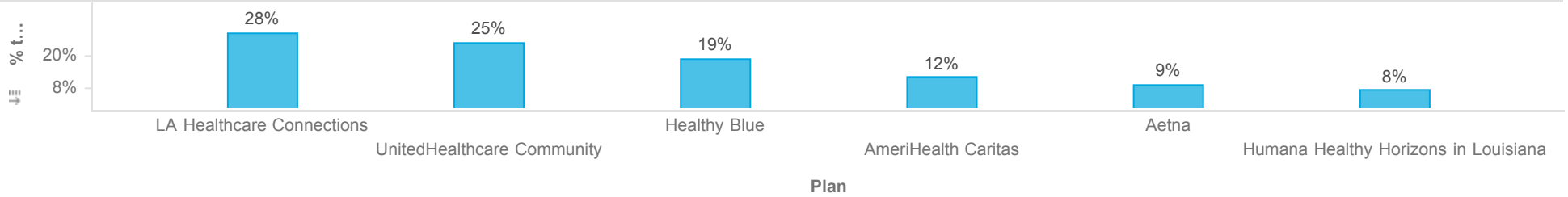




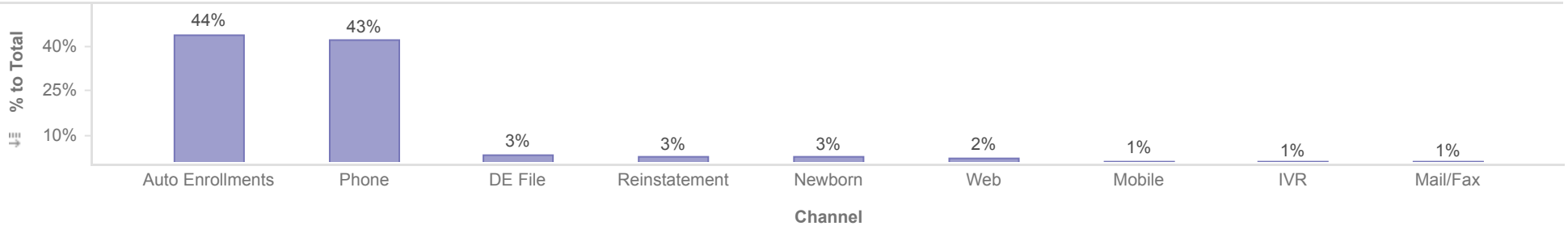
Healthy Louisiana
Enrollments by Health Plan and Source
 Reporting Month: August 2023
 Effective Month: September 2023



Enrollments by Plan



Enrollments by Source



Plan	Member Count									Total
	Auto Enrollments	DE File	IVR	Mail/Fax	Mobile	Newborn	Phone	Reinstatement	Web	
Aetna	64,791	8,424	1,938	2,030	3,892	3,467	70,725	4,525	5,402	165,194
AmeriHealth Caritas	105,802	3,955	750	419	1,254	5,760	89,641	5,890	1,446	214,917
Healthy Blue	128,866	13,533	2,464	1,939	5,402	9,222	151,497	8,715	6,665	328,303
Humana Healthy Horizons in Louisiana	119,491	2,178	585	725	1,067	3,147	3,382	3,267	1,313	135,155
LA Healthcare Connections	191,928	13,014	4,990	2,821	5,812	14,834	226,857	14,839	17,191	492,286
UnitedHealthcare Community	171,141	15,177	3,221	1,916	4,477	10,775	210,779	11,980	5,528	434,994
Total	782,019	56,281	13,948	9,850	21,904	47,205	752,881	49,216	37,545	1,770,849

Description: This report shows all active members in Healthy Louisiana as of the effective date above. Members who will be disenrolled at the end of the reporting month are not included. Enrollees who gain and lose eligibility during the reporting month are not included. J/K linkages are excluded.

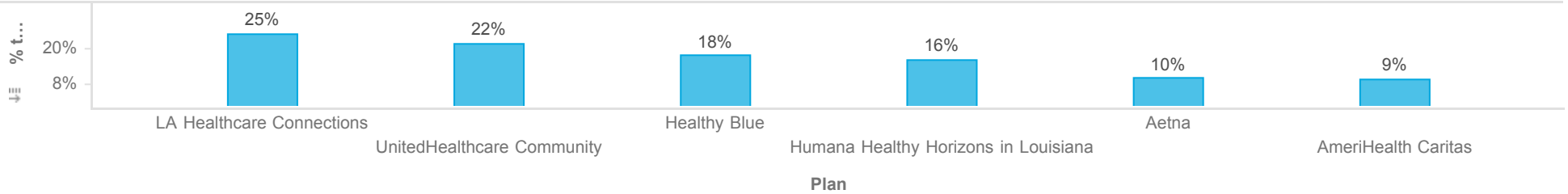
Note: Percentages are rounded to the nearest whole number.



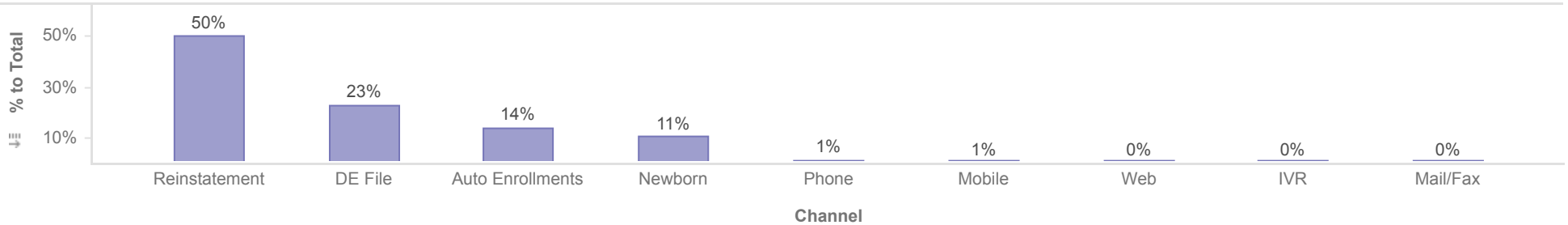
Healthy Louisiana
Enrollments by Health Plan and Source
Reporting Month: August 2023
Effective Month: September 2023



Enrollments by Plan



Enrollments by Source



Plan	Member Count									Total
	Auto Enrollments	DE File	IVR	Mail/Fax	Mobile	Newborn	Phone	Reinstatement	Web	
Aetna	375	1,278	21		52	333	94	1,787	36	3,976
AmeriHealth Caritas	195	672	2		18	427	20	2,380	4	3,718
Healthy Blue	510	2,043	27		52	840	75	3,364	50	6,961
Humana Healthy Horizons in Louisiana	3,927	506	12		14	490	31	1,471	11	6,462
LA Healthcare Connections	303	2,043	43	1	43	1,210	116	5,939	26	9,724
UnitedHealthcare Community	274	2,365	35		26	923	81	4,863	24	8,591
Total	5,584	8,907	140	1	205	4,223	417	19,804	151	39,432

Description: This report shows new enrollments and transfers for the reporting month. Members who transfer plan during the reporting month will only be counted once for the month, regardless of how many times the member transfers during the month. Members who will be disenrolled at the end of the reporting month are not included in this report. Enrollees who gain and lose eligibility during the reporting month are not included. J/K linkages are excluded. Open enrollment transactions are also excluded.

Note: Percentages are rounded to the nearest whole number.