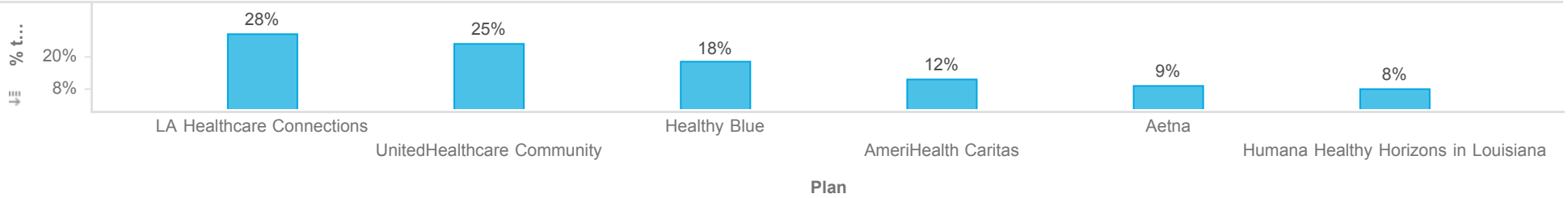




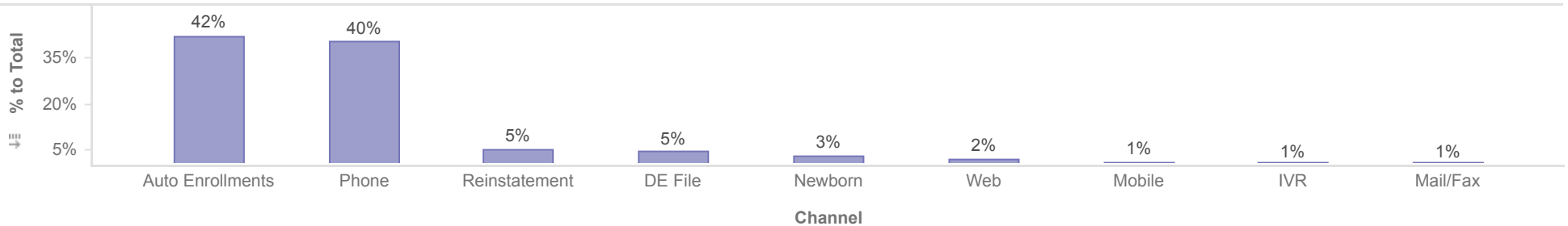
Healthy Louisiana
Enrollments by Health Plan and Source
Reporting Month: November 2023
Effective Month: December 2023



Enrollments by Plan



Enrollments by Source



Plan	Member Count									Total
	Auto Enrollments	DE File	IVR	Mail/Fax	Mobile	Newborn	Phone	Reinstatement	Web	
Aetna	57,901	11,575	1,839	1,844	3,647	3,961	62,802	7,983	4,987	156,539
AmeriHealth Caritas	93,913	5,964	705	392	1,170	6,152	81,228	10,362	1,315	201,201
Healthy Blue	112,169	18,732	2,311	1,777	5,036	10,322	135,431	15,445	6,177	307,400
Humana Healthy Horizons in Louisiana	115,089	3,729	554	658	1,004	4,432	3,269	6,005	1,205	135,945
LA Healthcare Connections	173,461	19,308	4,760	2,622	5,495	16,606	207,847	25,448	15,916	471,463
UnitedHealthcare Community	153,711	21,815	3,032	1,772	4,096	11,912	191,043	21,017	5,140	413,538
Total	706,244	81,123	13,201	9,065	20,448	53,385	681,620	86,260	34,740	1,686,086

Description: This report shows all active members in Healthy Louisiana as of the effective date above. Members who will be disenrolled at the end of the reporting month are not included. Enrollees who gain and lose eligibility during the reporting month are not included. J/K linkages are excluded.

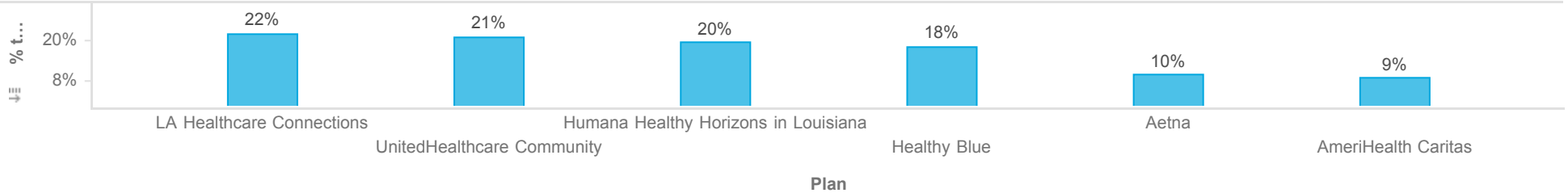
Note: Percentages are rounded to the nearest whole number.



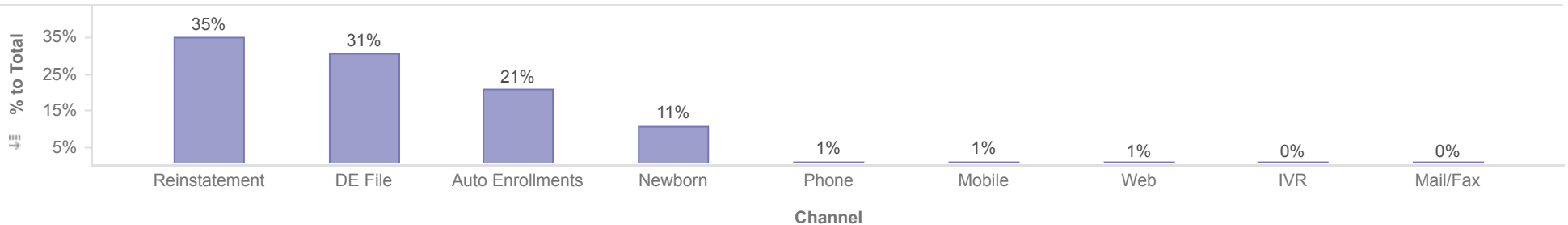
Healthy Louisiana
Enrollments by Health Plan and Source
Reporting Month: November 2023
Effective Month: December 2023



Enrollments by Plan



Enrollments by Source



Plan	Member Count									
	Auto Enrollments	DE File	IVR	Mail/Fax	Mobile	Newborn	Phone	Reinstatement	Web	Total
Aetna	438	1,465	33	4	61	327	102	1,196	44	3,670
AmeriHealth Caritas	396	860	6	3	8	370	22	1,575	11	3,251
Healthy Blue	749	2,471	32	2	83	721	63	2,388	66	6,575
Humana Healthy Horizons in Louisiana	5,054	640	14		20	529	36	913	19	7,225
LA Healthcare Connections	480	2,716	49	3	45	1,069	64	3,538	26	7,990
UnitedHealthcare Community	529	2,998	34	3	40	811	106	3,152	32	7,705
Total	7,646	11,150	168	15	257	3,827	393	12,762	198	36,416

Description: This report shows new enrollments and transfers for the reporting month. Members who transfer plan during the reporting month will only be counted once for the month, regardless of how many times the member transfers during the month. Members who will be disenrolled at the end of the reporting month are not included in this report. Enrollees who gain and lose eligibility during the reporting month are not included. J/K linkages are excluded. Open enrollment transactions are also excluded.

Note: Percentages are rounded to the nearest whole number.