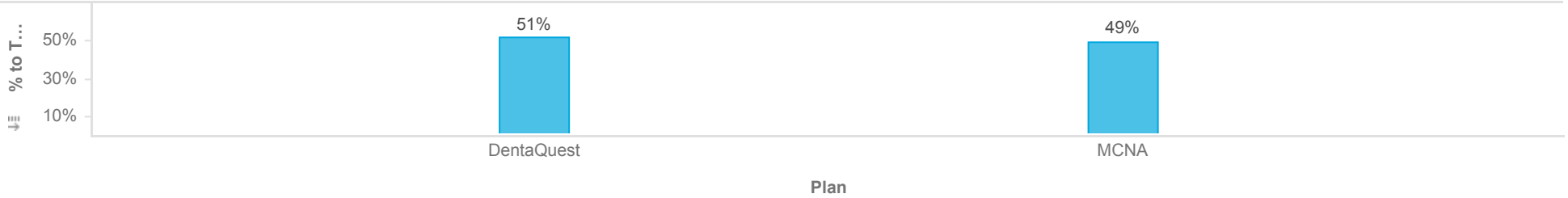




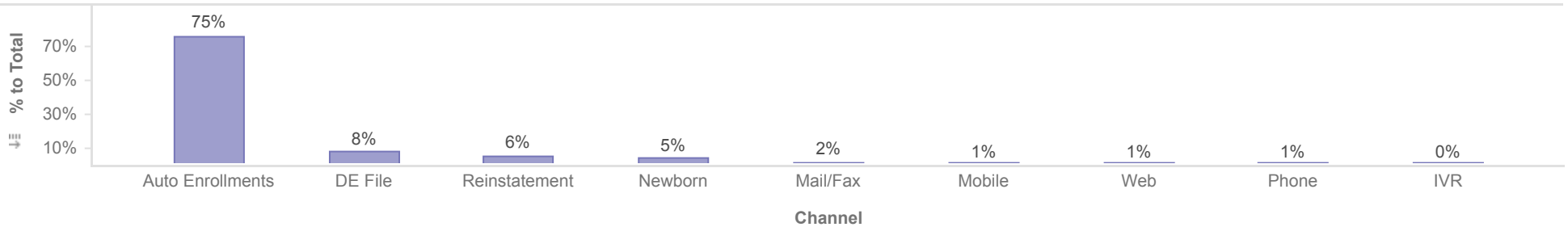
Healthy Louisiana
Enrollment by Dental Plan and Source - Total Active Members and New Members
Reporting Month: November 2023
Effective Month: December 2023



Enrollments by Plan



Enrollments by Source



Plan										Member Count	
	Auto Enrollments	DE File	IVR	Mail/Fax	Mobile	Newborn	Phone	Reinstatement	Web	Total	
DentaQuest	631,376	99,529	1,715	13,936	11,995	44,043	5,429	51,361	9,819	869,203	
MCNA	638,652	37,945	6,208	14,791	11,192	38,848	14,731	49,878	10,725	822,970	
Total	1,270,028	137,474	7,923	28,727	23,187	82,891	20,160	101,239	20,544	1,692,173	

Description: Members who will be disenrolled at the end of the reporting month are not included. Enrollees who gain and lose eligibility during the reporting month are not included.


Note: Percentages are rounded to the nearest whole number.



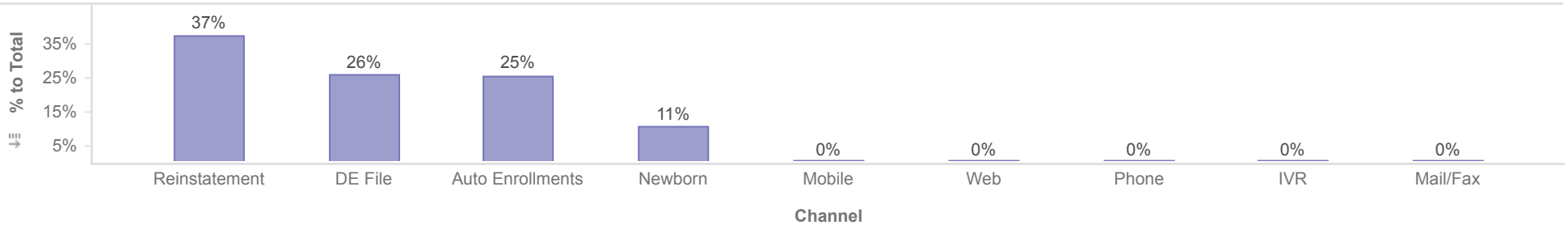
Healthy Louisiana
Enrollment by Dental Plan and Source - Total Active Members and New Members
Reporting Month: November 2023
Effective Month: December 2023



Enrollments by Plan



Enrollments by Source



Plan	Member Count									Total
	Auto Enrollments	DE File	IVR	Mail/Fax	Mobile	Newborn	Phone	Reinstatement	Web	
DentaQuest	4,358	6,168	5	3	97	2,064	8	6,626	43	19,372
MCNA	4,411	2,818	10	4	71	1,662	30	6,230	47	15,283
Total	8,769	8,986	15	7	168	3,726	38	12,856	90	34,655

Description: Members who transfer plan during the reporting month will only be counted once for the month, regardless of how many times the member transfers during the month. Members who will be disenrolled at the end of the reporting month are not included in this report. Enrollees who gain and lose eligibility during the reporting month are not included. Open enrollment transactions are also excluded.

Note: Percentages are rounded to the nearest whole number.