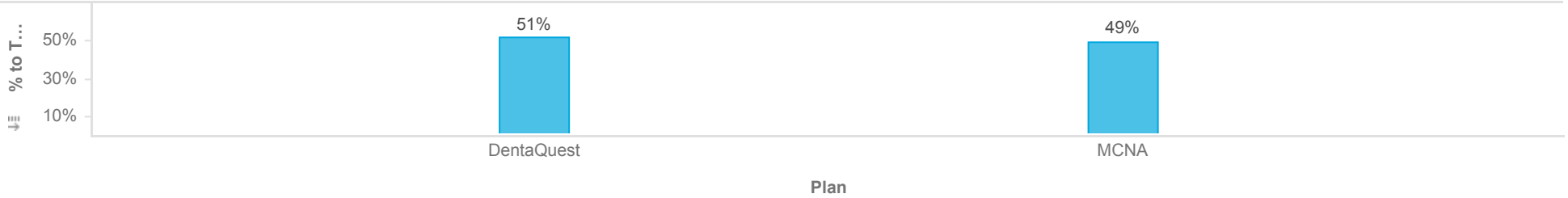




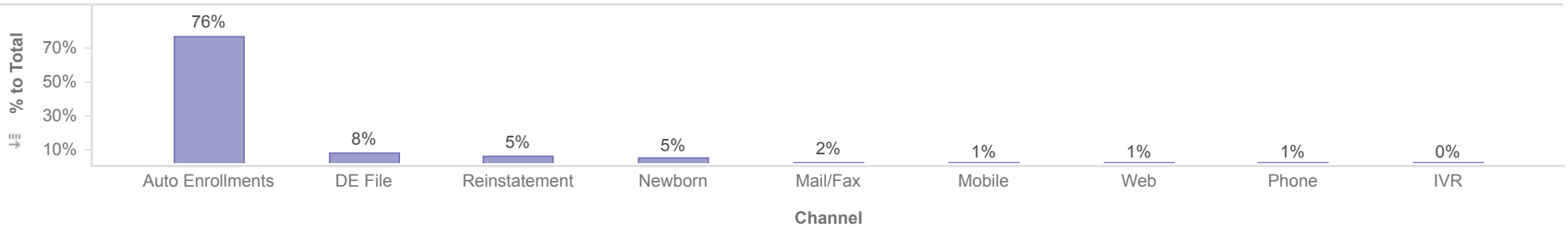
Healthy Louisiana
Enrollment by Dental Plan and Source - Total Active Members and New Members
Reporting Month: October 2023
Effective Month: November 2023



Enrollments by Plan



Enrollments by Source



Plan										Member Count	
	Auto Enrollments	DE File	IVR	Mail/Fax	Mobile	Newborn	Phone	Reinstatement	Web	Total	
DentaQuest	648,696	99,298	1,771	14,220	12,369	44,168	5,584	46,073	10,172	882,351	
MCNA	656,383	37,404	6,326	15,086	11,477	39,022	14,997	44,998	11,026	836,719	
Total	1,305,079	136,702	8,097	29,306	23,846	83,190	20,581	91,071	21,198	1,719,070	

Description: Members who will be disenrolled at the end of the reporting month are not included. Enrollees who gain and lose eligibility during the reporting month are not included.


Note: Percentages are rounded to the nearest whole number.



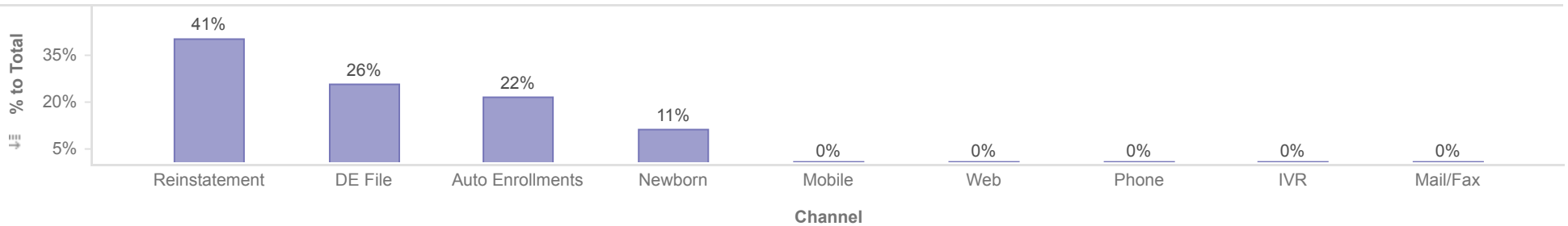
Healthy Louisiana
Enrollment by Dental Plan and Source - Total Active Members and New Members
Reporting Month: October 2023
Effective Month: November 2023



Enrollments by Plan



Enrollments by Source



Plan	Member Count									Total
	Auto Enrollments	DE File	IVR	Mail/Fax	Mobile	Newborn	Phone	Reinstatement	Web	
DentaQuest	3,816	6,240	6	0	58	2,183	17	7,233	33	19,586
MCNA	3,799	2,691	25	1	63	1,705	29	6,864	31	15,208
Total	7,615	8,931	31	1	121	3,888	46	14,097	64	34,794

Description: Members who transfer plan during the reporting month will only be counted once for the month, regardless of how many times the member transfers during the month. Members who will be disenrolled at the end of the reporting month are not included in this report. Enrollees who gain and lose eligibility during the reporting month are not included. Open enrollment transactions are also excluded.

Note: Percentages are rounded to the nearest whole number.