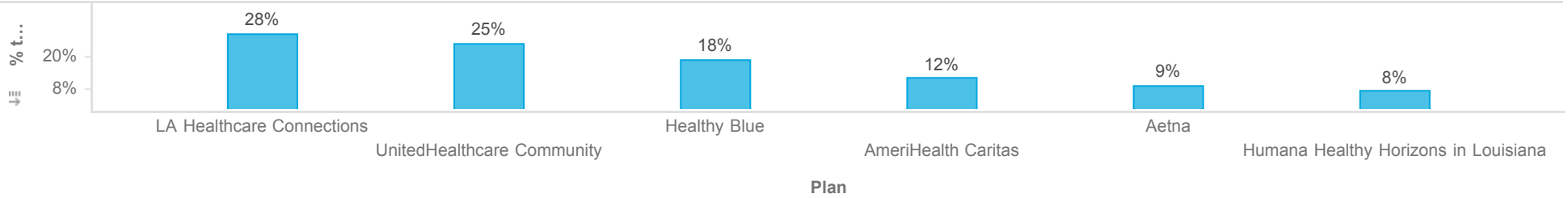




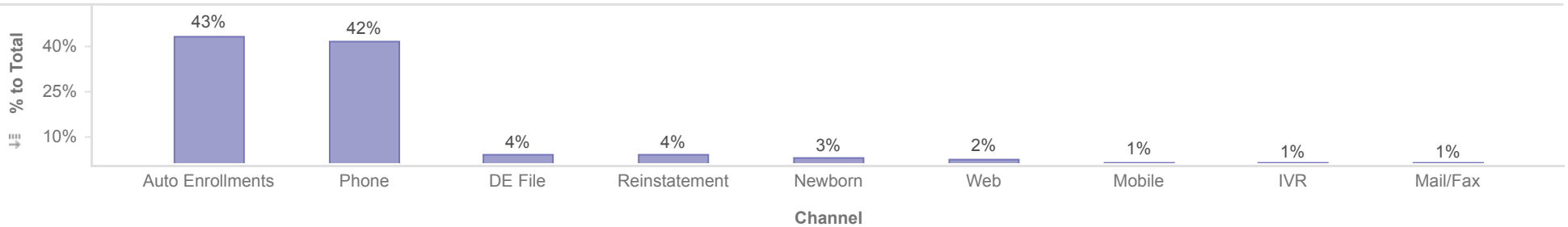
Healthy Louisiana
Enrollments by Health Plan and Source
Reporting Month: September 2023
Effective Month: October 2023



Enrollments by Plan



Enrollments by Source



Plan	Member Count									Total
	Auto Enrollments	DE File	IVR	Mail/Fax	Mobile	Newborn	Phone	Reinstatement	Web	
Aetna	62,083	9,459	1,903	1,962	3,777	3,600	67,981	5,683	5,256	161,704
AmeriHealth Caritas	101,550	4,634	725	405	1,225	5,850	86,539	7,370	1,400	209,698
Healthy Blue	122,473	15,199	2,412	1,871	5,223	9,528	145,804	10,790	6,435	319,735
Humana Healthy Horizons in Louisiana	116,852	2,630	574	697	1,033	3,538	3,427	4,199	1,269	134,219
LA Healthcare Connections	184,849	14,995	4,907	2,749	5,692	15,330	220,186	18,423	16,695	483,826
UnitedHealthcare Community	164,461	17,274	3,138	1,847	4,327	11,060	203,639	14,943	5,387	426,076
Total	752,268	64,191	13,659	9,531	21,277	48,906	727,576	61,408	36,442	1,735,258

Description: This report shows all active members in Healthy Louisiana as of the effective date above. Members who will be disenrolled at the end of the reporting month are not included. Enrollees who gain and lose eligibility during the reporting month are not included. J/K linkages are excluded.

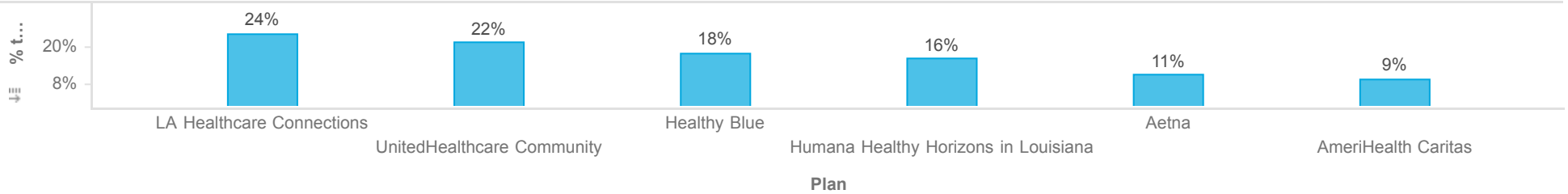
Note: Percentages are rounded to the nearest whole number.



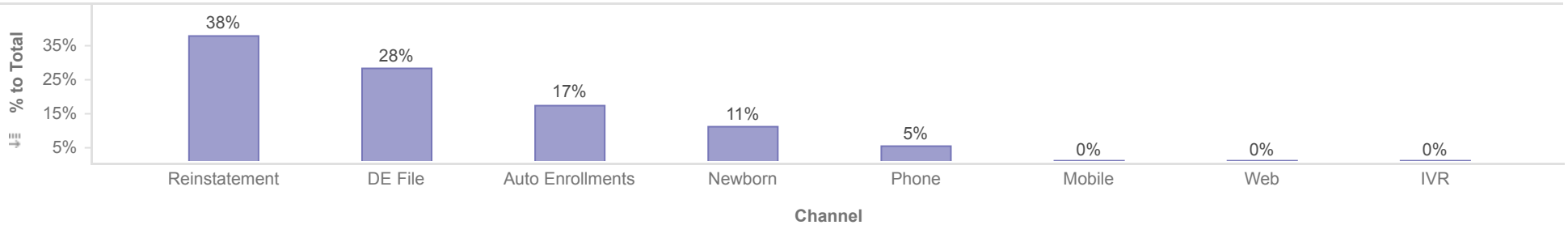
Healthy Louisiana
Enrollments by Health Plan and Source
Reporting Month: September 2023
Effective Month: October 2023



Enrollments by Plan



Enrollments by Source



Plan	Member Count								Total
	Auto Enrollments	DE File	IVR	Mobile	Newborn	Phone	Reinstatement	Web	
Aetna	488	1,401	22	38	340	425	1,400	26	4,140
AmeriHealth Caritas	419	878	3	16	416	90	1,737	8	3,567
Healthy Blue	706	2,294	26	55	788	404	2,427	44	6,744
Humana Healthy Horizons in Louisiana	3,712	571	11	15	540	163	1,054	9	6,075
LA Healthcare Connections	583	2,630	38	41	1,147	510	4,121	33	9,103
UnitedHealthcare Community	561	2,870	25	24	880	324	3,476	18	8,178
Total	6,469	10,644	125	189	4,111	1,916	14,215	138	37,807

Description: This report shows new enrollments and transfers for the reporting month. Members who transfer plan during the reporting month will only be counted once for the month, regardless of how many times the member transfers during the month. Members who will be disenrolled at the end of the reporting month are not included in this report. Enrollees who gain and lose eligibility during the reporting month are not included. J/K linkages are excluded. Open enrollment transactions are also excluded.

Note: Percentages are rounded to the nearest whole number.