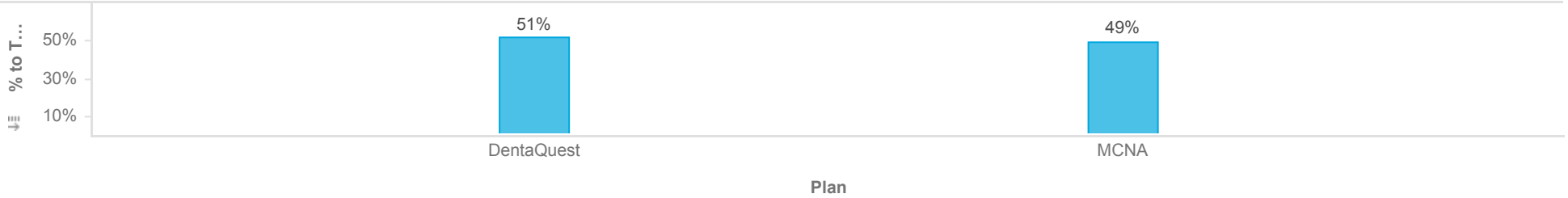




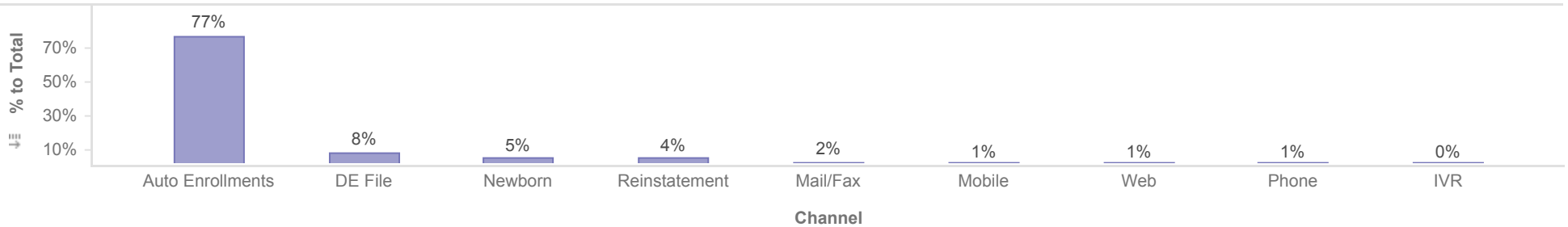
Healthy Louisiana
Enrollment by Dental Plan and Source - Total Active Members and New Members
Reporting Month: September 2023
Effective Month: October 2023



Enrollments by Plan



Enrollments by Source



Plan										Member Count	
	Auto Enrollments	DE File	IVR	Mail/Fax	Mobile	Newborn	Phone	Reinstatement	Web	Total	
DentaQuest	667,603	97,358	1,831	14,653	12,696	43,225	5,713	39,029	10,480	892,588	
MCNA	675,373	36,145	6,490	15,521	11,822	38,458	15,276	38,318	11,398	848,801	
Total	1,342,976	133,503	8,321	30,174	24,518	81,683	20,989	77,347	21,878	1,741,389	

Description: Members who will be disenrolled at the end of the reporting month are not included. Enrollees who gain and lose eligibility during the reporting month are not included.


Note: Percentages are rounded to the nearest whole number.



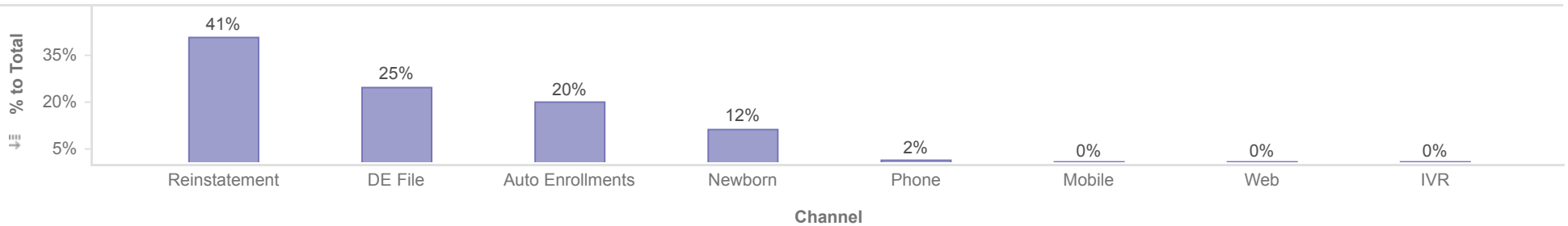
Healthy Louisiana
Enrollment by Dental Plan and Source - Total Active Members and New Members
Reporting Month: September 2023
Effective Month: October 2023



Enrollments by Plan



Enrollments by Source



Plan									Member Count	
	Auto Enrollments	DE File	IVR	Mobile	Newborn	Phone	Reinstatement	Web	Total	
DentaQuest	3,589	5,986	3	57	2,214	213	7,390	42	19,494	
MCNA	3,514	2,662	4	49	1,798	338	6,926	35	15,326	
Total	7,103	8,648	7	106	4,012	551	14,316	77	34,820	

Description: Members who transfer plan during the reporting month will only be counted once for the month, regardless of how many times the member transfers during the month. Members who will be disenrolled at the end of the reporting month are not included in this report. Enrollees who gain and lose eligibility during the reporting month are not included. Open enrollment transactions are also excluded.

Note: Percentages are rounded to the nearest whole number.