



# Act 88 – Advisory Council on Heroin and Opioid Prevention and Education

May 15, 2018

# HOPE Council Members

---

- ▶ **Co-Chair Dr. Hussey:** *Department of Health*
- ▶ **Co-Chair Matt Adams:** *Board of Regents*
- ▶ **Mona Michelli:** *Department of Children and Family Services*
- ▶ **Michael Comeaux:** *Department of Education*
- ▶ **Dr. Susan Tucker:** *Department of Corrections and Public Safety*
- ▶ **Major Bob Brown:** *State Police*
- ▶ **Linda Theriot:** *Veterans Affairs*
- ▶ **Sheral Kellar:** *Workforce Commission*
- ▶ **Senator Regina Barrow:** *Senate*
- ▶ **Troy Prevot:** *House of Representatives*
- ▶ **Keetsie Gunnels:** *Department of Justice*
- ▶ **Thomas Travis:** *Department of Insurance*
- ▶ **Judge Jules D. Edwards, III:** *15<sup>th</sup> Judicial Court*
  - **Dr. Chaunda Mitchell:** *Governor's Office, Drug Policy*

Welcome

Review

Discussion

Next Steps /  
Adjournment

# Agenda

---

- ▶ Call to Order
- ▶ Roll Call
- ▶ Approval of Agenda
- ▶ Approval of Minutes from the February Advisory Council Meeting
- ▶ Workgroup Breakouts
- ▶ Workgroup Updates
  - Interagency Coordination Plan Workgroup
  - Data Surveillance Workgroup
- ▶ Grants Update
- ▶ Updates from Members
- ▶ Public Comment and General Discussion
- ▶ Review of HOPE Advisory Council and Workgroup Next Steps
- ▶ Date, Time, Place of Future HOPE Meetings
- ▶ Adjournment

Welcome

Review

Discussion

Next Steps /  
Adjournment

# Workgroups

---

- ▶ Feel free to listen in on a Workgroup during the Breakout Session:
  - Interagency Coordination Plan Workgroup
  - Data Surveillance Workgroup

Welcome

Review

Discussion

Next Steps /  
Adjournment

# Interagency Coordination Plan Workgroup Report

---

## ► Act 88 Deliverables:

- ◆ Progress of current initiatives in the state relating to the heroin and opioid epidemic
- ◆ Specific impacts to agencies in addressing education, treatment including the use of medication-assisted treatment, prevention, overdose, and recovery

Welcome

Review

Discussion

Next Steps /  
Adjournment

# Interagency Coordination Plan Workgroup Report

---

## ► Membership

- **Judge Jules Edwards** (Lead)- *15<sup>th</sup> Judicial District Court*
- **Michael Comeaux** (Co-lead)- *Department of Education*
- **Mona Michelli** (Scribe)- *Department of Children and Family Services*
- **Dr. James Hussey**- *Department of Health, Office of Behavioral Health*
- **Dr. Janice Petersen**- *Department of Health, Office of Behavioral Health*
- **Jamey Boudreaux**-*Louisiana/Mississippi Hospice and Palliative Care Organization*
- **Dr. Chaunda Mitchell**- *Governor's Office, Drug Policy*
- **Keetsie Gunnels**- *Department of Justice*
- **George Lovecchio**- *Board of Drug Device and Distributors*
- **Jose Calderon**- *United Healthcare, Optum*
- **Dr. Susan Tucker**- *Department of Corrections and Public Safety*

Welcome

Review

Discussion

Next Steps /  
Adjournment

# Interagency Coordination Plan Workgroup Report

---

## ► Objective and Scope

- ◆ Catalogue current initiatives in the state relating to the heroin and opioid epidemic and the progress of these initiatives
- ◆ Share specific impacts to agencies in addressing education, treatment, prevention, overdose, and recovery
- ◆ Prepare report for submission annually on the established online location to drug policy board, Governor, President of the Senate, Speaker of the House, and Chief Justice of the Louisiana Supreme Court at the end of each calendar year

Welcome

Review

Discussion

Next Steps /  
Adjournment

# Interagency Coordination Plan Workgroup Report

---

## ► Survey Development / Progress

- ◆ Members identified questions to include in the survey
- ◆ Surveyed 19 stakeholder agencies included in the legislation and have expanded the list
- ◆ Not all agencies have responded and members continue to make calls to obtain responses

Welcome

Review

Discussion

Next Steps /  
Adjournment

# Interagency Coordination Plan Workgroup Report

► Survey Posted on OBH Page <http://ldh.la.gov/index.cfm/newsroom/detail/4574>

## Heroin & Opioid Crisis Interagency Survey

### Heroin and Opioid Crisis Interagency Coordination Survey

*During the 2017 Regular Legislative Session, Act 88 established the Advisory Council on Heroin and Opioid Prevention and Education (HOPE). The Council's purpose is to create an Interagency Heroin and Opioid Coordination Plan, coordinate parish-level data on opioid overdoses and usage of overdose-reversal medication (Naloxone), and coordinate a central online location to disseminate information and resources, including the Interagency Heroin and Opioid Coordination Plan. Two sub-committees were formed to address this body of work: a Data Workgroup, and an Interagency Coordination Plan Workgroup.*

*The objective of the Interagency Coordination Plan Workgroup is to coordinate and organize existing initiatives and resources to assist in developing a statewide coordination plan. We are asking for your participation in this survey so we may gather information on heroin and opioid initiatives taking place within your organization **since July 1, 2016 (State Fiscal Year 2017)** and the impacts of these initiatives. We request a response to this survey by **close-of-business on April 5<sup>th</sup>, 2018**. Please send completed survey responses to Brad Wellons with the Office of Behavioral Health at [brad.wellons@la.gov](mailto:brad.wellons@la.gov)*

*Feel free to share this survey with other agencies, organizations or departments, as well. Thank you for your time, and we look forward to your response.*

### Organization Information

Click or tap here to enter text.

Agency/Organization

9th JDC

Name

Patricia Koch

Address

[pkoch@9thjdc.com](mailto:pkoch@9thjdc.com)

Email

Click or tap here to enter text.

Office/Subdivision

Rapides Parish

Title

District Judge, Chief

City

318 443 6893

Phone

Welcome

Review

Discussion

Next Steps /  
Adjournment

# Interagency Coordination Plan Workgroup Report

Welcome

## ► Data Categories – Workgroup & Survey Responses

- Workgroup identified 19 stakeholder agencies from whom they wanted to solicit responses – These 19 fell into 10 different categories
  - Judicial Partners, Governor’s Cabinet: State Departments and Organizations, Board of Pharmacy (PDMP), Local Behavioral Health & Rural SUD Agencies, University System, Hospital Partners, Law Enforcement & First Responders, Private Partnerships, Private Insurance & MCOs, and Coroner and Medical Associations and Organizations
- Survey responses – We have received 84 completed surveys. The responses have been from other agencies not on the original list & Hope Council member suggestions in addition to the 19 solicited responses
  - Survey Groups - Slightly different from the Workgroup agencies – Courts, Police, State Agencies, LGEs & Other Local Government Organizations, Private Health Care Organizations: (Hospice, Hospitals, & Health Systems), Private Treatment Facilities, Private Health Insurance Companies & MCOs, Coroners & Medical Associations, LSU Health Sciences Centers & other State Universities, Other – Alphabetical

Review

Discussion

Next Steps /  
Adjournment

# Interagency Coordination Plan Workgroup Report

## ► Survey Responses: OBH Webpage

- ◆ Link: <http://ldh.la.gov/index.cfm/page/98>. Click on **HOPE** button.
- ◆ Direct: <http://ldh.la.gov/index.cfm/page/3034>

### By Agency

| Organization | Type of Initiatives |           |          |           |       |
|--------------|---------------------|-----------|----------|-----------|-------|
|              | Prevention          |           |          | Treatment | Other |
|              | Education           | Awareness | Outreach |           |       |
| Courts       |                     |           |          |           |       |
| 9th JDC      |                     |           |          | Treatment |       |
| 12th JDC     |                     | Awareness |          |           |       |
| 15th JDC     | Education           |           |          | Treatment |       |
| 22nd JDC     | Education           | Awareness |          | Treatment | Other |

Welcome

Review

Discussion

Next Steps /  
Adjournment

# Interagency Coordination Plan Workgroup Report

## ► Survey Responses: OBH Webpage

- ◆ Link: <http://ldh.la.gov/index.cfm/page/98>. Click on **HOPE** button.
- ◆ Direct: <http://ldh.la.gov/index.cfm/page/3034>

### By Initiative

| Type of Initiatives      | Organization  |
|--------------------------|---|
| Prevention Only          | EBR Police Dept, Thibodaux Police Dept, Dept of Education, Dept of Insurance, LA Board of Drug and Device Distributors, LA Property and Casualty Insurance Commission, LA State Medical Society, AAHSD (Initiative #2), Capital Area HSD (Initiative #1, Initiative #2), JPHSA (Initiative #1, Initiative #2), NE Delta HSA (Initiative #1, Initiative #2, Initiative #3, Initiative #4), Clarity Hospice, Compassus Hospice, Hospice of Acadiana, St. Catherine's Hospice, St. Margaret's Hospice, EBR Coroner's Office, LA Ambulance Alliance, LA Poison Control Center (Initiative #2), Jonathan Bowman O.D., Statewide Independent Living Council |
| Treatment Only           | 9th JDC, Gretna Police Dept, JPHSA (Initiative #3), SCLHSA (Initiative #2), Addiction Recovery Resources, AAHSD (Initiative #1), OBH MAT-PDOA Grant   |
| Other Only               | Berwick Police Dept, Duson City Police Dept, Springfield Police Dept, DCFS, Dept of Environment and Quality, LA Poison Control Center (Initiative #1)   |
| Prevention and Treatment | 15 <sup>th</sup> JDC, New Iberia City Court, Central LA HSD, New Iberia City Court, Plaquemine Police Dept, OBH-COAP Grant, LA Workforce Commission   |
| Prevention and Other     |   |
| Treatment and Other      |   |

Welcome

Review

Discussion

Next Steps /  
Adjournment

# Interagency Coordination Plan Workgroup Report

## ► Survey Data Collection Tool

Welcome

Review

Discussion

Next Steps /  
Adjournment

| Initiative # 1            |   |                           |                           |            |        |                  |            |            |               |              |                |               |
|---------------------------|---|---------------------------|---------------------------|------------|--------|------------------|------------|------------|---------------|--------------|----------------|---------------|
| Organization Name         | B. Initiative can be categorized as: (check all that apply) |                           |                           |            |        | E. Target Populi |            |            |               |              |                |               |
|                           | type of prevention initiative                               |                           |                           | Treatment  | Other  | 1. Age:          |            |            |               | 2. Gender:   |                |               |
|                           |   |                           |                           |            |        | 0-17             | 18-21      | 22-45      | 46 and older  | Male         | Female         | Other         |
|                           | Education   | Awarness                  | Outreach                  | treatment1 | other1 | Age1_0_17        | Age1_18_21 | Age1_22_45 | Age1_46_older | Gender1_Male | Gender1_Female | Gender1_other |
| Organization_Name         | Prevention_type1_education                                  | Prevention_type1_Awarness | Prevention_type1_outreach | treatment1 | other1 | Age1_0_17        | Age1_18_21 | Age1_22_45 | Age1_46_older | Gender1_Male | Gender1_Female | Gender1_other |
| COURT                     |   |                           |                           |            |        |                  |            |            |               |              |                |               |
|                           |   |                           |                           |            |        |                  |            |            |               |              |                |               |
| 9th JDC                   |   |                           |                           | Yes        |        |                  | Yes        | Yes        | Yes           | Yes          | Yes            |               |
| 12th JDC                  |   |                           |                           |            |        |                  |            |            |               |              |                |               |
| 15th JDC                  | Yes   |                           |                           | Yes        |        |                  | Yes        | Yes        | Yes           | Yes          | Yes            | Yes           |
| 22nd JDC                  | Yes   | Yes                       |                           | Yes        | Yes    |                  | Yes        | Yes        | Yes           | Yes          | Yes            | Yes           |
| 36th JDC                  | Yes   | Yes                       | Yes                       | Yes        |        |                  |            |            |               | Yes          | Yes            |               |
| New Iberia City Court     | Yes   | Yes                       | Yes                       | Yes        |        | Yes              | Yes        | Yes        | Yes           | Yes          | Yes            |               |
|                           |   |                           |                           |            |        |                  |            |            |               |              |                |               |
| POLICE                    |   |                           |                           |            |        |                  |            |            |               |              |                |               |
|                           |   |                           |                           |            |        |                  |            |            |               |              |                |               |
| LA State Police           | Yes   | Yes                       |                           |            | Yes    | Yes              | Yes        | Yes        | Yes           | Yes          | Yes            |               |
| LA State Police-Crime Lab | Yes   |                           |                           |            | Yes    | Yes              | Yes        | Yes        | Yes           | Yes          | Yes            |               |
| Berwick Police Dept       |   |                           |                           |            | Yes    |                  |            | Yes        | Yes           |              |                |               |
| Duson City Police Dept    |   |                           |                           |            | Yes    | Yes              | Yes        | Yes        | Yes           | Yes          | Yes            |               |
| EBR Police Dept           | Yes   | Yes                       |                           |            |        |                  |            |            |               |              |                |               |
| Grambling Police Dept     |   | Yes                       |                           |            | Yes    |                  | Yes        | Yes        |               |              |                |               |
| Gretna Police Dept        |   |                           |                           | Yes        |        |                  | Yes        | Yes        |               | Yes          | Yes            |               |
| Plaquemine Police Dept    | Yes   | Yes                       | Yes                       | Yes        |        |                  |            |            |               | Yes          | Yes            |               |
| Ruston Police Dept        |   |                           |                           |            | Yes    | Yes              | Yes        | Yes        | Yes           | Yes          | Yes            |               |
| Springfield Police Dept   |   |                           |                           |            | Yes    |                  |            | Yes        |               |              |                |               |

# Interagency Coordination Plan Workgroup Report

## ► Survey Data Analysis Tool

|    |   |                      |  |  |               |   |               |   |               |   |               |  |
|----|---|----------------------|--|--|---------------|---|---------------|---|---------------|---|---------------|--|
| 1  | Heroin and Opioid Crisis Interagency Survey Descriptive Report (n=70) |                      |  |  |               |   |               |   |               |   |               |  |
| 2  |   |                      |  |  |               |   |               |   |               |   |               |  |
| 3  | Organization Group  | Survey Type          |  |  | Initiative #1 |   | Initiative #2 |   | Initiative #3 |   | Initiative #4 |  |
| 4  |   |                      |  |  | %             | # | %             | # | %             | # | %             |  |
| 5  | COURT (n=9, Missing=3)  | Initiatives          | Education  |  | 66.7%         | 0 | 0.0%          | 0 | 0.0%          | 0 | 0.0%          |  |
| 6  |   |                      | Awarness   |  | 50.0%         | 0 | 0.0%          | 0 | 0.0%          | 0 | 0.0%          |  |
| 7  |   |                      | Outreach   |  | 33.3%         | 0 | 0.0%          | 0 | 0.0%          | 0 | 0.0%          |  |
| 8  |   |                      | Treatment  |  | 83.3%         | 0 | 0.0%          | 0 | 0.0%          | 0 | 0.0%          |  |
| 9  |   |                      | Other  |  | 16.7%         | 0 | 0.0%          | 0 | 0.0%          | 0 | 0.0%          |  |
| 10 |   | Age                  | 0-17   |  | 11.1%         | 0 | 0.0%          | 0 | 0.0%          | 0 | 0.0%          |  |
| 11 |   |                      | 18-21  |  | 44.4%         | 0 | 0.0%          | 0 | 0.0%          | 0 | 0.0%          |  |
| 12 |   |                      | 22-45  |  | 44.4%         | 0 | 0.0%          | 0 | 0.0%          | 0 | 0.0%          |  |
| 13 |   |                      | 46 and older   |  | 44.4%         | 0 | 0.0%          | 0 | 0.0%          | 0 | 0.0%          |  |
| 14 |   | Gender               | Male   |  | 55.6%         | 0 | 0.0%          | 0 | 0.0%          | 0 | 0.0%          |  |
| 15 |   |                      | Female   |  | 55.6%         | 0 | 0.0%          | 0 | 0.0%          | 0 | 0.0%          |  |
| 16 |   |                      | Other  |  | 22.2%         | 0 | 0.0%          | 0 | 0.0%          | 0 | 0.0%          |  |
| 17 |   |                      | Date not available                                       |  | 0.0%          | 0 | 0.0%          | 0 | 0.0%          | 0 | 0.0%          |  |
| 18 |   | Geographic Locations | Statewide  |  | 0.0%          | 0 | 0.0%          | 0 | 0.0%          | 0 | 0.0%          |  |
| 19 |   |                      | Parish   |  | 11.1%         | 0 | 0.0%          | 0 | 0.0%          | 0 | 0.0%          |  |
| 20 |   |                      | Region Health Unit                                       |  | 0.0%          | 0 | 0.0%          | 0 | 0.0%          | 0 | 0.0%          |  |
| 21 |   |                      | Judicial District  |  | 44.4%         | 0 | 0.0%          | 0 | 0.0%          | 0 | 0.0%          |  |
| 22 |   |                      | Lcoal Governing Entity(LGE)Region/Human Service District |  | 0.0%          | 0 | 0.0%          | 0 | 0.0%          | 0 | 0.0%          |  |
| 23 |   |                      | Other geographic region                                  |  | 0.0%          | 0 | 0.0%          | 0 | 0.0%          | 0 | 0.0%          |  |
| 24 |   | Funding source       | State general funds                                      |  | 33.3%         | 0 | 0.0%          | 0 | 0.0%          | 0 | 0.0%          |  |
| 25 |   |                      | Federal grant funds                                      |  | 22.2%         | 0 | 0.0%          | 0 | 0.0%          | 0 | 0.0%          |  |
| 26 |   |                      | Local/parish funds                                       |  | 33.3%         | 0 | 0.0%          | 0 | 0.0%          | 0 | 0.0%          |  |
| 27 |   |                      | Private/foundation funds                                 |  | 0.0%          | 0 | 0.0%          | 0 | 0.0%          | 0 | 0.0%          |  |
| 28 |   |                      | Other funds  |  | 22.2%         | 0 | 0.0%          | 0 | 0.0%          | 0 | 0.0%          |  |
| 29 | POLICE (n=13, Missing=2)  | Initiatives          | Education  |  | 45.5%         | 2 | 15.4%         | 1 | 7.7%          | 1 | 7.7%          |  |
| 30 |   |                      | Awarness   |  | 45.5%         | 1 | 7.7%          | 1 | 7.7%          | 1 | 7.7%          |  |
| 31 |   |                      | Outreach   |  | 18.2%         | 1 | 7.7%          | 1 | 7.7%          | 0 | 0.0%          |  |
| 32 |   |                      | Treatment  |  | 18.2%         | 1 | 7.7%          | 0 | 0.0%          | 0 | 0.0%          |  |
| 33 |   |                      | Other  |  | 63.6%         | 1 | 7.7%          | 0 | 0.0%          | 1 | 7.7%          |  |
| 34 |   | Age                  | 0-17   |  | 36.4%         | 0 | 0.0%          | 0 | 0.0%          | 0 | 0.0%          |  |

Welcome

Review

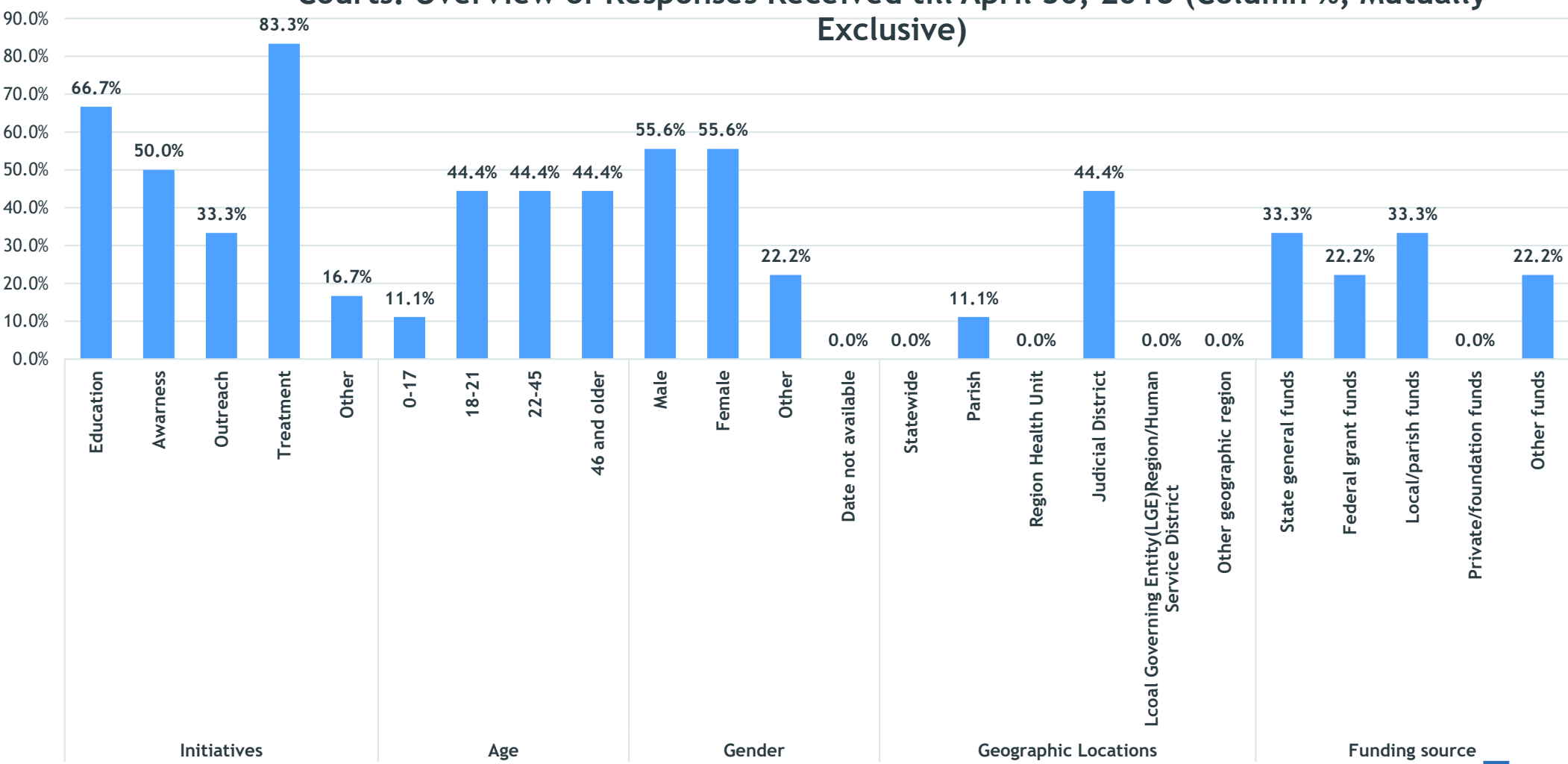
Discussion

Next Steps /  
Adjournment

# Interagency Coordination Plan Workgroup Report

## ► Survey Data: Descriptive Statistics

Courts: Overview of Responses Received till April 30, 2018 (Column %, Mutually Exclusive)



Welcome

Review

Discussion

Next Steps /  
Adjournment

# Interagency Coordination Plan Workgroup Report

---

## ► Next Steps

- Determine impact (outcomes) of agency initiatives
- Coordinate with data group
- Prepare progress report for July/August publication

## ► Questions / Discussion

Welcome

Review

Discussion

Next Steps /  
Adjournment

# Data Surveillance Workgroup Report

---

## ► Act 88 Deliverables:

- Identify parish-level data on opioid overdoses and the dispensing of overdose-reversal medication
- Coordinate a central online location to disseminate information and resources, including the Interagency Heroin and Opioid Coordination Plan

Welcome

Review

Discussion

Next Steps /  
Adjournment

# Data Surveillance Workgroup Report

---

## ► Membership

- **Matt Adams (Lead)**- *Board of Regents*
- **Morris Hawkins (Co-Lead)**- *ACER, LLC*
- **Troy Prevot, (Co-Lead)**- *LCTA Workers' Comp*
- **Dr. Suzanne Tinsley (Scribe)**- *Louisiana Physical Therapy Association/ LSU HSC-S*
- **Jay Besse**- *Bureau of Health Informatics – Office of Public Health*
- **Tom Travis**- *Department of Insurance*
- **Murelle Harrison**- *Southern A&M University*
- **Elizabeth Harper**- *Alliance for End of Life*
- **Sheral Keller**- *Workforce Commission*
- **Wendi Smith-Lloyd**- *ACER, LLC*
- **Belinda Morgan**- *Louisiana Association of Nurse Practitioners*
- **Rebecca Nugent**- *State Police Crime Lab*
- **Allison Smith**- *LSU A&M*
- **Linda Theriot**- *Department of Veterans Affairs*
- **Brad Wellons**- *Department of Health, Office of Behavioral Health*

Welcome

Review

Discussion

Next Steps /  
Adjournment

# Data Surveillance Workgroup Report

---

## ► Objective and Scope

- Advise the HOPE Council on inclusion of data on opioid overdoses and dispensing overdose-reversal medication for inclusion in the coordination plan
- Determine which data is the most valid, appropriate, for inclusion on public-facing website and coordination plan
- Inventory available data
- Consider public-facing website design, development, and maintenance
- Consider format for contribution to mid-year and annual report

Welcome

Review

Discussion

Next Steps /  
Adjournment

# Data Surveillance Workgroup Report

---

## ► Progress

- Compiled list of data sets and identified information necessary for LA public-facing website
- Developed draft website map based on other states
- OPH Bureau of Informatics is completing the LA Opioid Data & Surveillance Dashboard

Welcome

Review

Discussion

Next Steps /  
Adjournment

# Data Surveillance Workgroup Report

---

Welcome

Review


Discussion

Next Steps /  
Adjournment

## ► Louisiana Opioid Data and Surveillance System

- CDC funded
- Goal to produce data that leverages existing data to highlight the extent of the opioid epidemic in Louisiana
- Highlight trends over time
- Highlight different populations
  - ◆ Age
  - ◆ Race
  - ◆ Geography
- Updated routinely
  - ◆ Reflect data updates
  - ◆ New indicators

# Data Surveillance Workgroup Report

**LOUISIANA  
DEPARTMENT OF HEALTH**

Secretary REBEKAH E. GEE, MD, MPH

← BACK TO LDH

## Louisiana Opioid Data and Surveillance System

HOME QUICK LINKS

320  
Number of opioid poisoning deaths, 2016



2,544  
Number of opioid-related emergency room visits,, 2015

781  
Number of opioid poisoning inpatient stays, 2016

5,202,715  
Opioid Prescriptions filled, 2016

**DASHBOARD UPDATES**  
4/10/2018  
Testing  
11/27/2017  
LODSS Website in Development  
Optional descriptive text will go here.

Tell us what you think!  
1048  
Visits



### Explore Opioid Data in Louisiana

Opioids – both prescription and illicit – are the main driver of drug overdose deaths nationally. The Louisiana Department of Health has developed a multi-disciplinary strategic approach to reducing overdoses in the state. The Bureau of Health Informatics in the Office of Public Health is supporting these strategies by leveraging data from multiple internal and external sources to strengthen readiness, capacity building, and program development.

The Louisiana Opioid Data and Surveillance System has been developed to provide access to health professionals, researchers, and decision makers to access, analyze, and apply data to statewide opioid abuse reduction efforts. Its goal to evaluate the impact of programmatic and policy efforts and track the behavior of what is now considered a public health epidemic nationwide.

The OPH Bureau of Health Informatics (BHI) and U.S. Centers for Disease Control and Prevention (CDC) have partnered to provide this broad range of indicators and measures. Data within this system is interactive, and can be viewed in different formats, such as table, graphs and maps. The data displays, which have been carefully designed and reviewed by health experts and data specialists, allow various indicators to be explored geographically and over time. Quick access is also provided to associated information and links.

The site was funded through a partnership between the LDH Office of Public Health, Bureau of Health Informatics and the CDC National Center for Injury Prevention and Control, Cooperative Endeavor Agreement 6 NU17CE924870-01-02.

### What do you want to know about opioids in Louisiana?

Choose a Category: Death

Choose a Topic: Number of opioid deaths

Show data by: ☒ Quarter ☐ Year Select Quarter: 2015 - Qtr 4

Choose a Population: Age: All Ages Race: ☒ All Races ☐ Black ☐ Other ☐ White Sex: ☒ All Genders ☐ Female ☐ Male

Select Geography: ☒ Parish ☐ Region ☐ State  
by Region: 9 selected Parishes: 64 selected

What measure do you want to see: ☒ Age-Adjusted Rate ☐ Count ☐ Crude Rate

Clear

Display Results

\*\*Data display for demonstration purposes only.

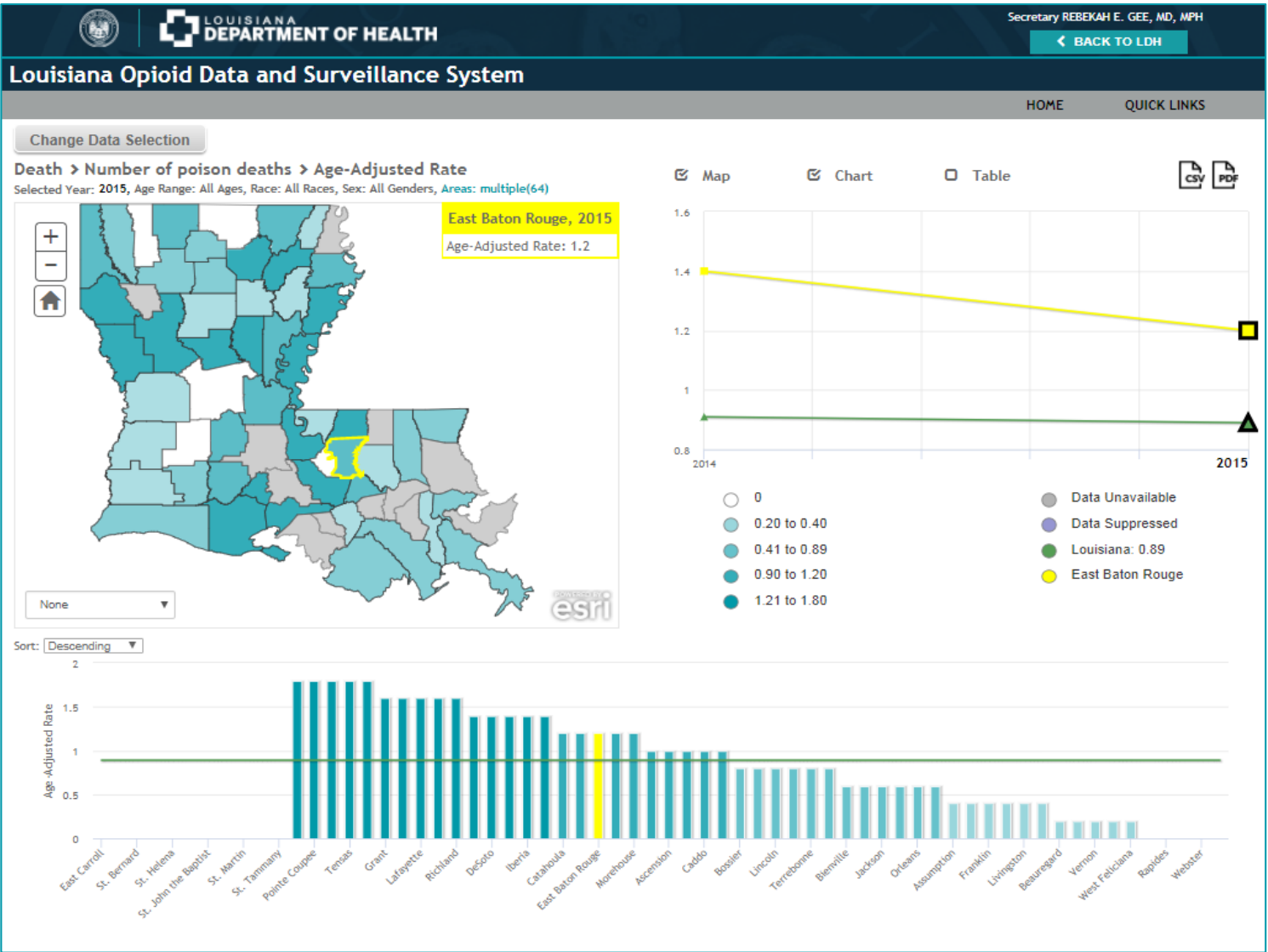
Welcome

Review

Discussion

Next Steps /  
Adjournment

# Data Surveillance Workgroup Report



\*\*Data display for demonstration purposes only.

Welcome

Review

Discussion

Next Steps /  
Adjournment

# Data Surveillance Workgroup Report

---

Welcome

Review

Discussion

Next Steps /  
Adjournment

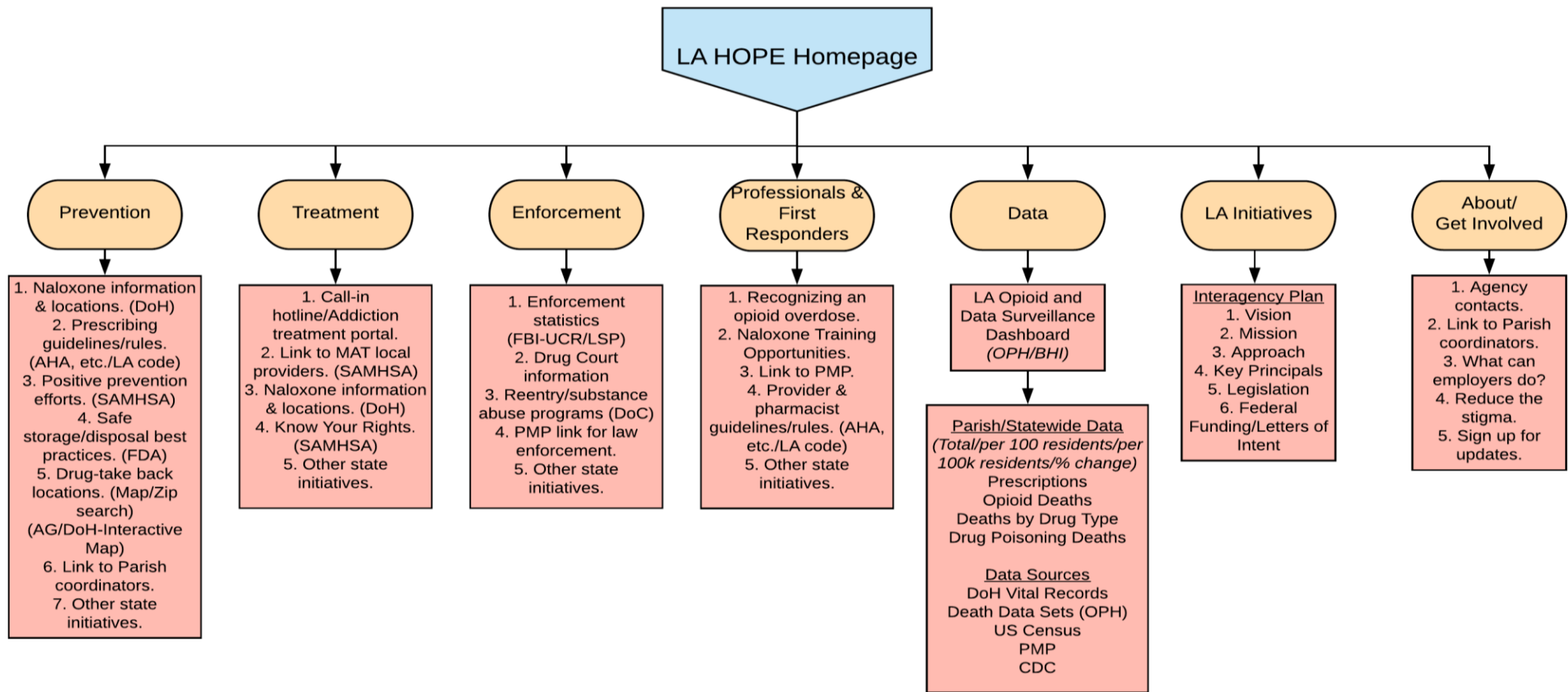
## Internal

- ▶ BHI Managed Data
  - Inpatient discharges
    - ◆ Administrative claims for most acute care facilities
    - ◆ 1999 – 2017 (Q3)
  - Vital Records (Death Records)
- ▶ Other OPH Data
  - Syndromic Surveillance
    - ◆ Emergency department presentation

## External

- ▶ Emergency department discharges
  - Purchased
  - Current thru 2015
  - De-identified
- ▶ Emergency response/transport
  - Maintained by LERN (LA Emergency Response Network)
  - DUA specific to opioid surveillance
  - Contains events where Naloxone was administered

# Data Surveillance Workgroup Report



Welcome

Review

Discussion

Next Steps /  
Adjournment

# Data Surveillance Workgroup Report

## National data list sample

| Brief Description of the Data Source   | Indicators Included in Data Set  | Online Tool   | Raw Data Download  | Data Limitations  |
|--|--|---|--|---|
| <b>Federal Bureau of Investigation Uniform Crime Reporting (UCR) System:</b> <a href="https://ucr.fbi.gov/ucr-publications">https://ucr.fbi.gov/ucr-publications</a>   |  |   |  |   |
| <ul style="list-style-type: none"> <li>Reported crime and arrests data from over 18,000 law enforcement agencies voluntarily participating in the program</li> <li>Geographic level: national, state, and county</li> <li>Available for all 50 states and D.C.</li> </ul>  | <ul style="list-style-type: none"> <li>Arrests for manufacturing, sale, and possession of heroin and other synthetic opioids</li> </ul>  | N/A (UCR data tool does not provide data specific to prescription drugs and opioids-related arrests)  | Raw UCR data till 2014 is available for download:<br><a href="https://www.icpsr.umich.edu/icpsrweb/ICPSR/series/57">https://www.icpsr.umich.edu/icpsrweb/ICPSR/series/57</a>   | <ul style="list-style-type: none"> <li>May not reflect prevalence of substance misuse in general population</li> </ul>  |
| <b>Center for Medicare and Medicaid Services Medicare Part D Prescriber Data:</b> <a href="https://www.cms.gov/research-statistics-data-and-systems/statistics-trends-and-reports/medicare-research-statistics">https://www.cms.gov/research-statistics-data-and-systems/statistics-trends-and-reports/medicare-research-statistics</a>  |  |   |  |   |
| <ul style="list-style-type: none"> <li>Prescription drugs prescribed by individual physicians and other health care providers and paid for under the Medicare Part D Prescription Drug Program</li> <li>Geographic level: national, state, zip code</li> <li>Available for all 50 states, jurisdictions, and Washington, D.C.</li> </ul>   | <ul style="list-style-type: none"> <li>Prescription opioids prescribing rate</li> <li>Prescription opioids claim counts</li> </ul>   | Medicare Part D Opioid Prescribing Mapping Tool:<br><a href="https://www.cms.gov/Research-Statistics-Data-and-Systems/Statistics-Trends-and-Reports/Medicare-Provider-Charge-Data/OpioidMap.html">https://www.cms.gov/Research-Statistics-Data-and-Systems/Statistics-Trends-and-Reports/Medicare-Provider-Charge-Data/OpioidMap.html</a> | All prescription drug-related claims data files can be downloaded at:<br><a href="https://www.cms.gov/Research-Statistics-Data-and-Systems/Statistics-Trends-and-Reports/Medicare-Provider-Charge-Data/PartD2014.html">https://www.cms.gov/Research-Statistics-Data-and-Systems/Statistics-Trends-and-Reports/Medicare-Provider-Charge-Data/PartD2014.html</a> | <ul style="list-style-type: none"> <li>Online tool available for opioids prescribing claims only</li> <li>Data on Medicare eligible population only</li> <li>No patient information (only prescriber)</li> <li>No data on illicit opioids like heroin and fentanyl</li> </ul> |
| <b>SAMHSA's National Survey of Drug Use and Health (NSDUH):</b> <a href="https://www.samhsa.gov/data/population-data-nsduh">https://www.samhsa.gov/data/population-data-nsduh</a>  |  |   |  |   |
| <ul style="list-style-type: none"> <li>Household-based survey for assessing prevalence, patterns, and consequences of alcohol, tobacco, and illegal drug use and abuse and mental disorders in the U.S. civilian, non-institutionalized population, age 12 and older.</li> <li>Geographic level: national, state, and sub-state regions</li> <li>Available for all 50 states and DC</li> </ul> | <ul style="list-style-type: none"> <li>Past-year and past-month use of prescription painkillers and heroin</li> <li>Sources of prescription painkillers</li> <li>Reasons for using prescription painkillers</li> <li>Risk and protective factors for substance misuse</li> </ul> | Online tool for analyzing national NSDUH data:<br><a href="http://pdas.samhsa.gov/#/">http://pdas.samhsa.gov/#/</a><br>(Note: State level tool is not available as of April 2017)   | Raw national-level NSDUH data until 2014 is available for download at: <a href="http://www.icpsr.umich.edu/icpsrweb/NAHDAP/series/00064">http://www.icpsr.umich.edu/icpsrweb/NAHDAP/series/00064</a>   | <ul style="list-style-type: none"> <li>Low sample size for sub-state estimates</li> <li>No county-level data</li> <li>State level raw data file is not available for download as of April 2017</li> </ul>   |
| <b>Center for Disease Control and Prevention Youth Risk Behavior Surveillance System (YRBSS):</b>  |  |   |  |   |
| <ul style="list-style-type: none"> <li>School-based survey for monitoring health-risk behaviors (including substance misuse) of students in grades 9–12</li> <li>Geographic level: national, state, and select cities</li> <li>Available for 47 states; Washington, D.C., and four Pacific Jurisdictions</li> </ul>  | <ul style="list-style-type: none"> <li>Lifetime use of prescription drugs and heroin</li> <li>Lifetime injection drug use</li> <li>Risk and protective factors for substance misuse</li> </ul>   | YRBSS Youth Online data analysis tool:<br><a href="https://nccd.cdc.gov/youthonline/App/Default.aspx">https://nccd.cdc.gov/youthonline/App/Default.aspx</a>   | Raw national and state level data can be downloaded at:<br><a href="https://www.cdc.gov/healthyyouth/data/yrbss/data.htm">https://www.cdc.gov/healthyyouth/data/yrbss/data.htm</a>   | <ul style="list-style-type: none"> <li>No indicator data for recent (past-year or past-month) prescription drugs and heroin use or initiation</li> <li>Low sample size for subgroup estimates</li> <li>No county-level data</li> </ul>  |

Welcome

Review

Discussion

Next Steps / Adjournment

Source: SAMHSA

# Data Surveillance Workgroup Report

---

## ► Next Steps

- Coordinate with the Interagency Group.
- Narrow focus to align with program activities/goals to gather and publish necessary data for July/August publication.

## ► Questions / Discussion

Welcome

Review

Discussion

Next Steps /  
Adjournment

# LDH Opioid Grants Summary

| Grant Name   | Status  | Funding TOTAL                                   |
|--|---|---|
| Medication Assisted Treatment-Prescription Drug and Opioid Addiction (MAT-PDOA)  | Awarded: October, 2016, Office of Behavioral Health Collaboration with Metropolitan Human Services District                     | \$3M for 3 years                                |
| Strategic Prevention Framework for Prescription Drugs (SPF Rx)   | Awarded: October, 2016, Office of Behavioral Health Collaboration with Jefferson Parish Human Services District                 | \$1,858,080 for 5 years                         |
| State Targeted Response to the Opioid Crisis Grant (Opioid STR)  | Awarded: May 1, 2017, Office of Behavioral Health   | \$16,335,942 for 2 years (\$8,167,971 per year) |
| Prescription Drug Overdose: Data-Driven Prevention Initiative  | Awarded: October, 2016 Office of Public Health  | \$810,000 for 3 years                           |
| Prescription Drug Overdose: Data-Driven Prevention Initiative Supplemental Award   | Awarded: September 1, 2017 Office of Public Health  | \$240,000 for 1 year                            |
| Enhanced State Surveillance of Opioid-Involved Morbidity and Mortality   | Awarded: September 1, 2017 Office of Public Health  | \$654,000 for 2 years                           |
| Enhanced State Surveillance of Opioid-Involved Morbidity and Mortality Supplemental Award  | Awarded: September 1, 2017 Office of Public Health  | \$130,772 for 1 year                            |
| Comprehensive Opioid Abuse Site-based Program (COAP) - Category 4: Statewide Planning, Coordination, and Implementation Projects (Subcategory 4a - Coordinated Strategic Plan) | Awarded: October 1, 2017, Office of Behavioral Health Collaboration with the Louisiana Commission on Law Enforcement            | \$100,000 for 2 years                           |
| Comprehensive Opioid Abuse Site-based Program - Category 6: Data-driven Responses to Prescription Drug Misuse  | Awarded: September 30, 2017 Office of Public Health   | \$542,160 for 3 years                           |
| Comprehensive Opioid Abuse Site-based Program (COAP) - Category 4: Statewide Planning, Coordination, and Implementation Projects (Subcategory 4b - Local Implementation)       | Application Due: June 7, 2018 Office of Behavioral Health   | \$1,200,000 for 3 years                         |
| Strategic Prevention Framework - Partnerships for Success (SPF-PFS)  | Application Due: July 6, 2018 Office of Behavioral Health<br>Note: Opioid prevention is one of three priorities to be addressed | \$11,300,000 for 5 years (\$2,260,000 per year) |

# Discussion

---

- ▶ Updates from Members
  - New initiatives, services, data, tools, etc.?
- ▶ Public Comment and General Discussion

Welcome

Review

Discussion

Next Steps /  
Adjournment

# Next Steps

---

- ▶ Review of HOPE Advisory Council and Workgroup Next Steps
  - How to integrate workgroup efforts for July 2018 mid-term draft report
  - *Consider pushing to August 2018 for mid-year report. Draft written report and website by November 1, 2018?*
  - Minutes will be sent for review prior to the next meeting and approval during the next meeting
- ▶ Future meeting dates
  - Thursday, August 9, 1:30pm – 3:30pm
    - ◆ Other August options:
      - Wednesday, August 1, 1:30pm – 3:30pm
      - Friday, August 10, 1:30pm – 3:30pm
  - Thursday, November 8, 10:00am – 12:00pm
- ▶ Adjournment

Welcome

Organization

Discussion

Next Steps /  
Adjournment