


Respiratory Virus Surveillance Report
Spring-Summer 2021
Week 33, ending August 24, 2021



Due to recent increases in respiratory virus circulation this report will be issued weekly through Summer 2021. The data presented in this report begin in March 2021. This report includes weekly aggregate data from sentinel surveillance laboratories, the state public health laboratory, and Louisiana laboratories reporting to the National Respiratory and Enteric Virus Surveillance system (NREVSS). NREVSS is a laboratory based system that monitors temporal and geographic circulation patterns of the most common respiratory viruses which allows for timely analysis of data to monitor viral seasons and circulation patterns.

Week 2133 Highlights:

- **CLI activity decreased slightly but still remains extremely high while ILI has remained stable.**
- **Influenza B was identified more than Influenza A.**
- **Top identified respiratory virus: Rhinovirus**
- **RSV Season Status: ON**

Page 2 – Influenza-like Illness (ILI) & COVID-like Illness (CLI) Activity and ILI activity by age group
Page 3 – Influenza virologic surveillance & Non-influenza respiratory virus surveillance
Page 4 – Parainfluenza and Coronavirus surveillance
Page 5 – RSV Surveillance

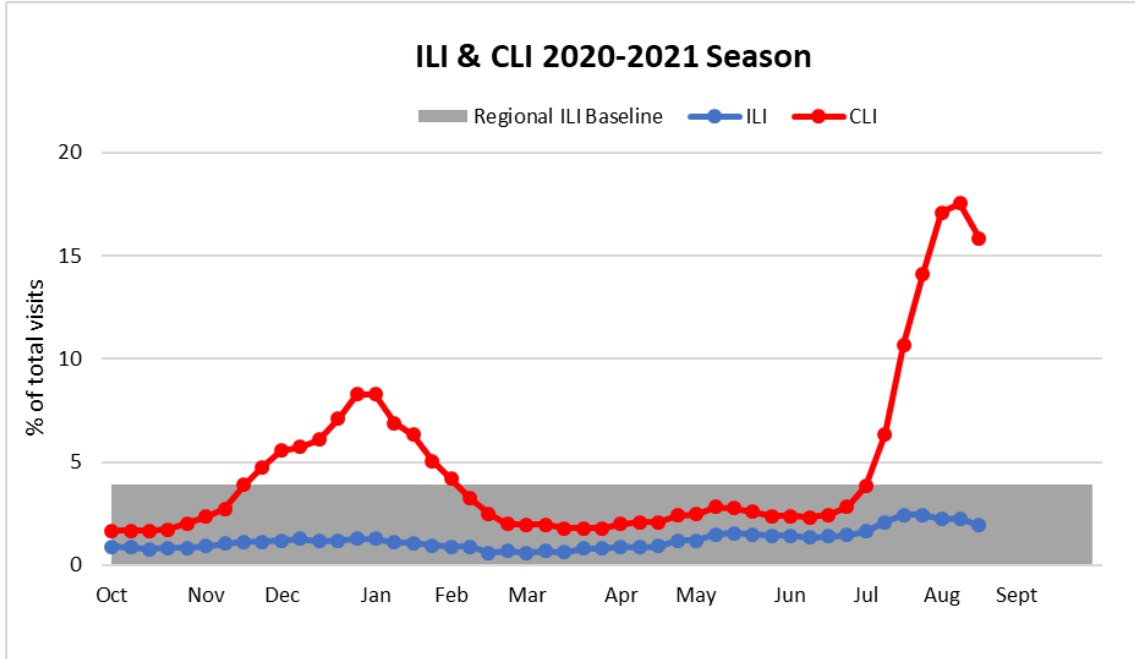
For more information, contact: Julie Hand at 504-568-8298 or julie.hand@la.gov

Louisiana COVID-19 data: [LDH COVID dashboard](#)

Note: This report includes data from numerous sources and should be viewed as preliminary each surveillance week. The information may be updated in future reports as additional data are received.

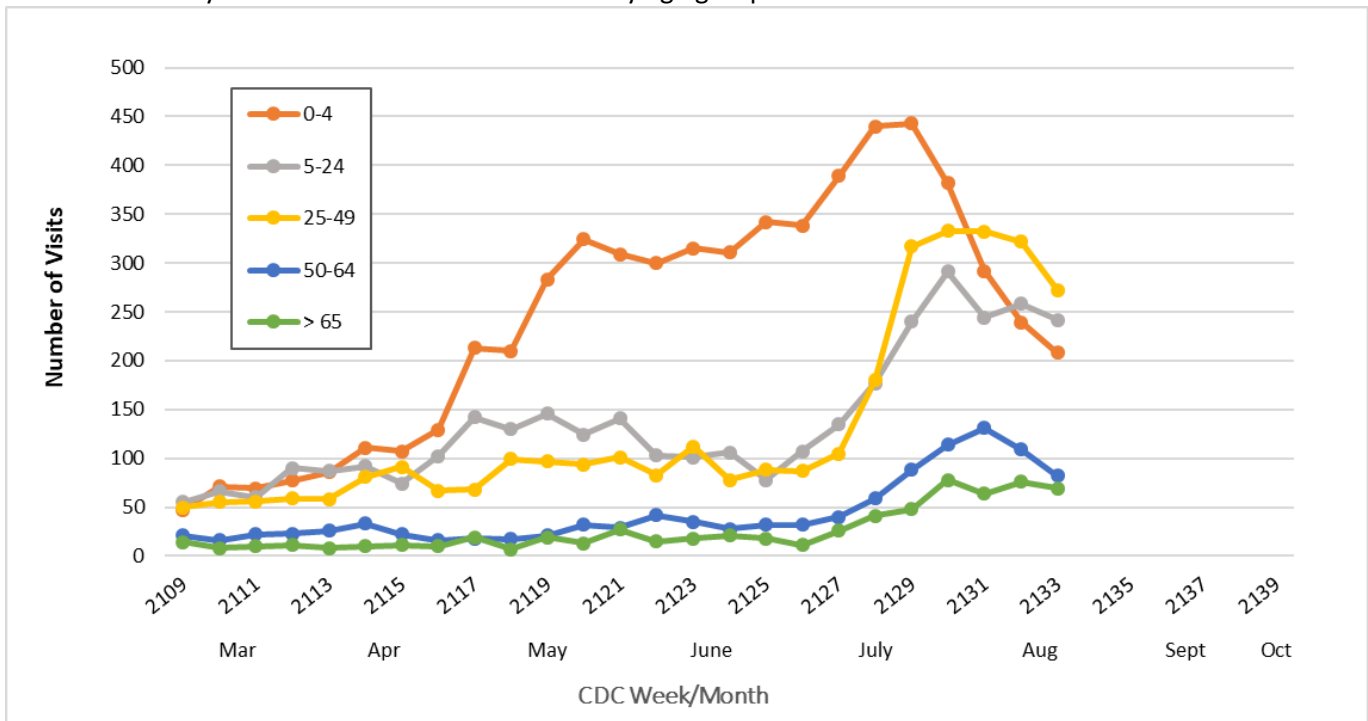
ILI & CLI Activity

In addition to U.S. Outpatient Influenza-like illness Surveillance Network ILINet, COVID-19 surveillance is being monitored through the National Syndromic Surveillance Program (NSSP) using a CLI syndrome. CLI is defined as fever and cough or shortness of breath or difficulty breathing or the presence of a coronavirus diagnosis code. ILI and CLI are used to monitor trends in outpatient and emergency department visits that may be related to COVID-19.

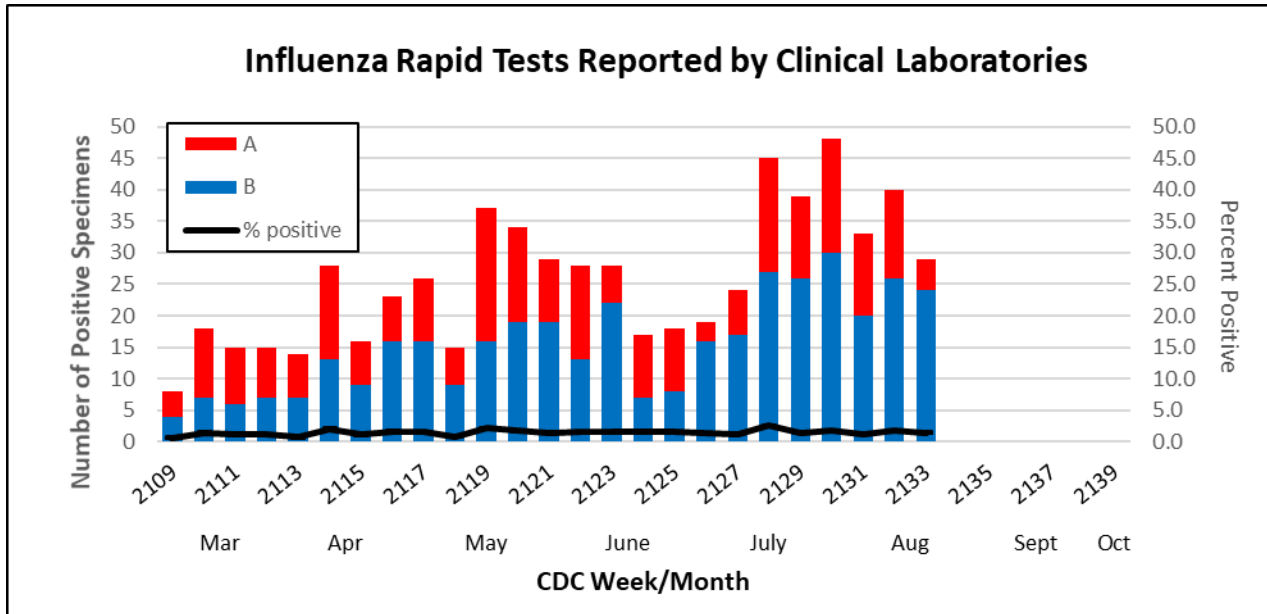


Louisiana ILI Activity by Age Group:

ILINet activity is reported by age group: 0-4 years, 5-24 years, 25-53 years, 53-64 years, and ≥65 years. Below is the cumulative summary of the 2020-21 influenza season by age group.



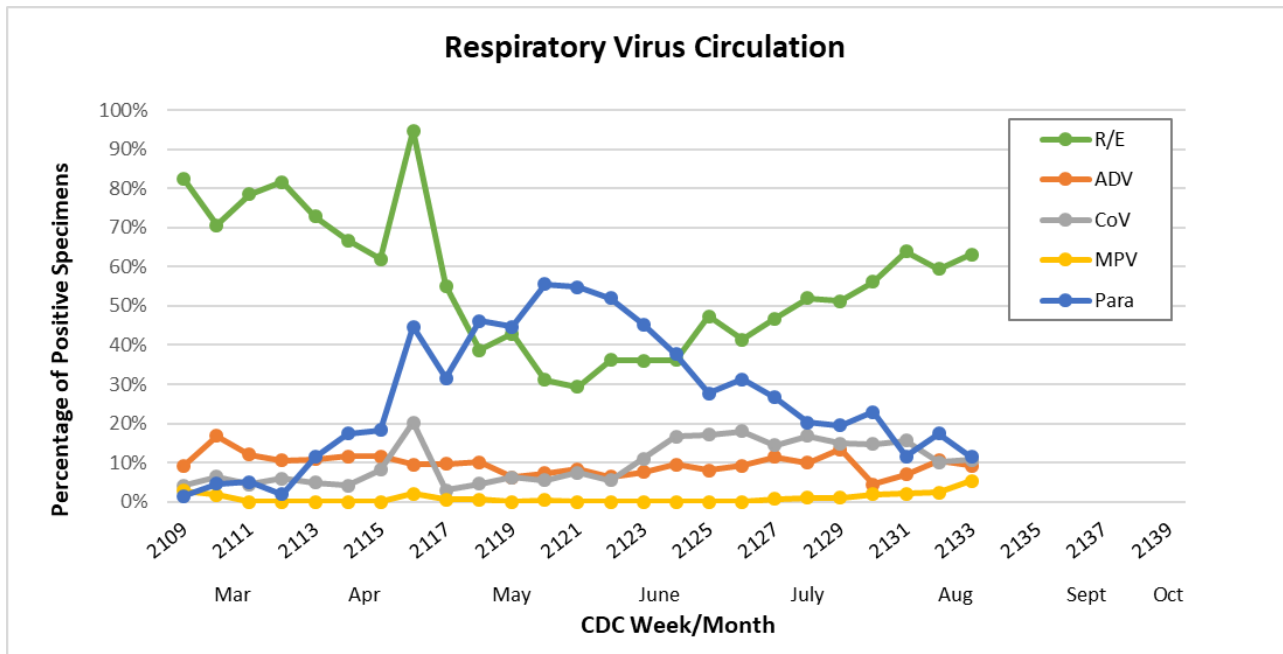
Rapid Influenza Diagnostic Tests (RIDT) Surveillance:



Non-Influenza Respiratory Viruses Update:

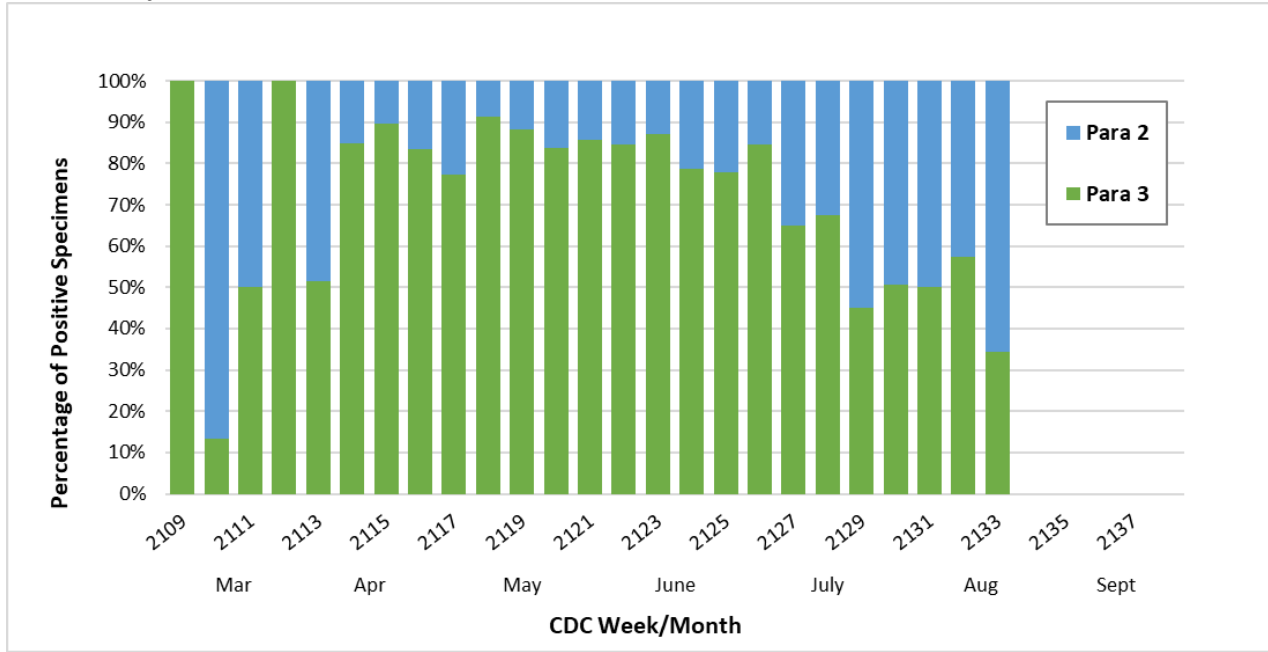
Data is collected on the following viruses: Rhino/Enterovirus (R/E), Adenovirus (ADV), Coronavirus (CoV), Human Metapneumovirus (MPV), Parainfluenza 1-4 (Para), and Respiratory Syncytial virus (RSV). RSV data is analyzed apart from other respiratory viruses due to the high prevalence of testing and seasonality of the virus.

CoV circulation represents Human Coronavirus types 229E, NL63, OC43, and HKU1; it does not include COVID-19.



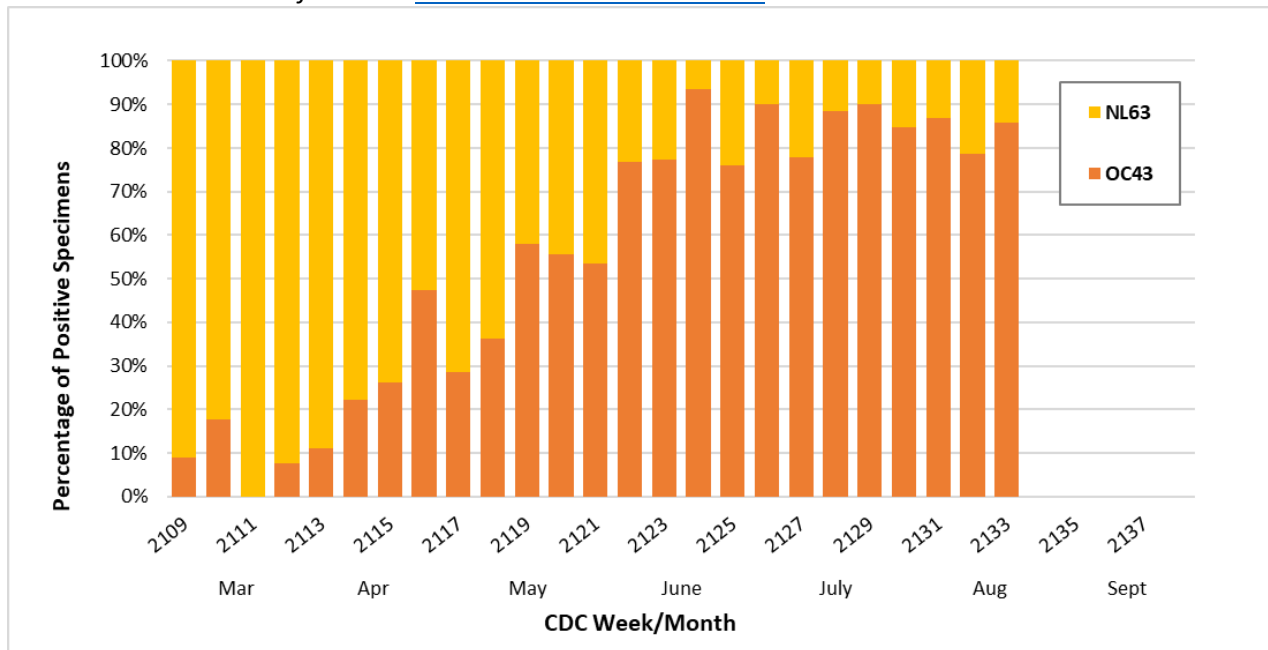
Parainfluenza Virus Update:

There are 4 types of Parainfluenza virus identified as 1-4. The following shows the circulation pattern of Parainfluenza types 2 and 3 which are driving the overall increase in Parainfluenza activity. *Information on National Parainfluenza surveillance can be found at: [CDC Parainfluenza Virus Surveillance](#)*



Coronavirus Virus Update:

This surveillance information only applies to the four common human coronavirus types, not SARS-CoV2 (COVID-19). These four common types include 229E, NL63, OC43, and HKU1. The following shows the circulation pattern of Coronaviruses NL63 and OC43 which are driving the overall increase in Coronavirus activity. *Information on National Coronavirus surveillance can be found at: [CDC Coronavirus Surveillance](#)*



RSV Update:

RSV usually circulates during fall, winter, and spring, but the timing and severity of RSV season can vary from year to year. RSV season onset is defined as the first week of two consecutive weeks when the percent positive of ALL laboratory confirmed tests are greater than or equal to 10%. The end of RSV season is defined as the first of two consecutive weeks when the percent positive of ALL laboratory confirmed tests are less than 10%.

Information on National RSV surveillance can be found at: [CDC RSV Surveillance](#)

RSV Season Status: **ON**

