


Respiratory Virus Surveillance Report  
*Spring-Summer 2022*  
Week 36, ending September 10, 2022



Due to recent increases in respiratory virus circulation, we are extending weekly reporting for a few more weeks. This report includes weekly aggregate data from sentinel surveillance laboratories, the state public health laboratory, and Louisiana laboratories reporting to the National Respiratory and Enteric Virus Surveillance system (NREVSS). NREVSS is a laboratory based system that monitors temporal and geographic circulation patterns of the most common respiratory viruses which allows for timely analysis of data to monitor viral seasons and circulation patterns.

**Week 2236 Highlights:**

- **ILI activity is increasing.**
- **CLI activity is decreasing.**
- **Top identified respiratory virus: Rhinovirus**
- **RSV Season Status: OFF**
  - **Percent positivity of RSV has been below 10% for two consecutive weeks.**

Page 2 – Influenza-like Illness (ILI) & COVID-like Illness (CLI) Activity and ILI activity by age group  
Page 3 – Influenza virologic surveillance & Non-influenza respiratory virus surveillance  
Page 4 – RSV Surveillance

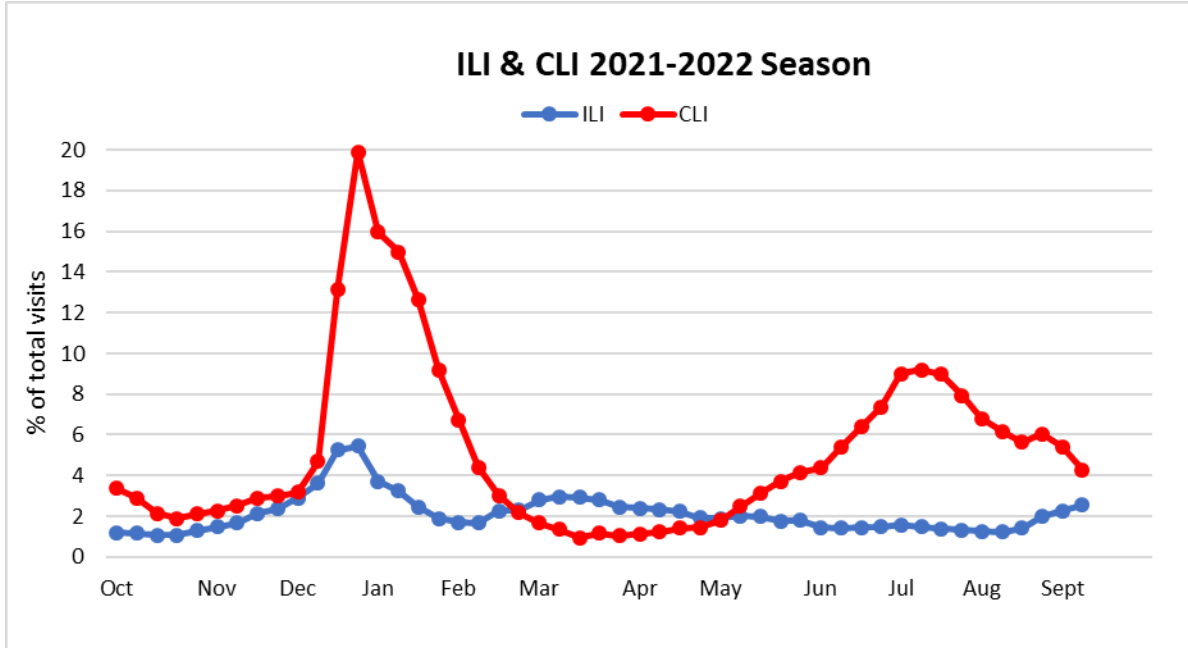
*For more information, contact: Julie Hand at 504-568-8298 or [julie.hand@la.gov](mailto:julie.hand@la.gov)*

**Louisiana COVID-19 data: [LDH COVID dashboard](#)**

**Note:** This report includes data from numerous sources and should be viewed as preliminary each surveillance week. The information may be updated in future reports as additional data are received.

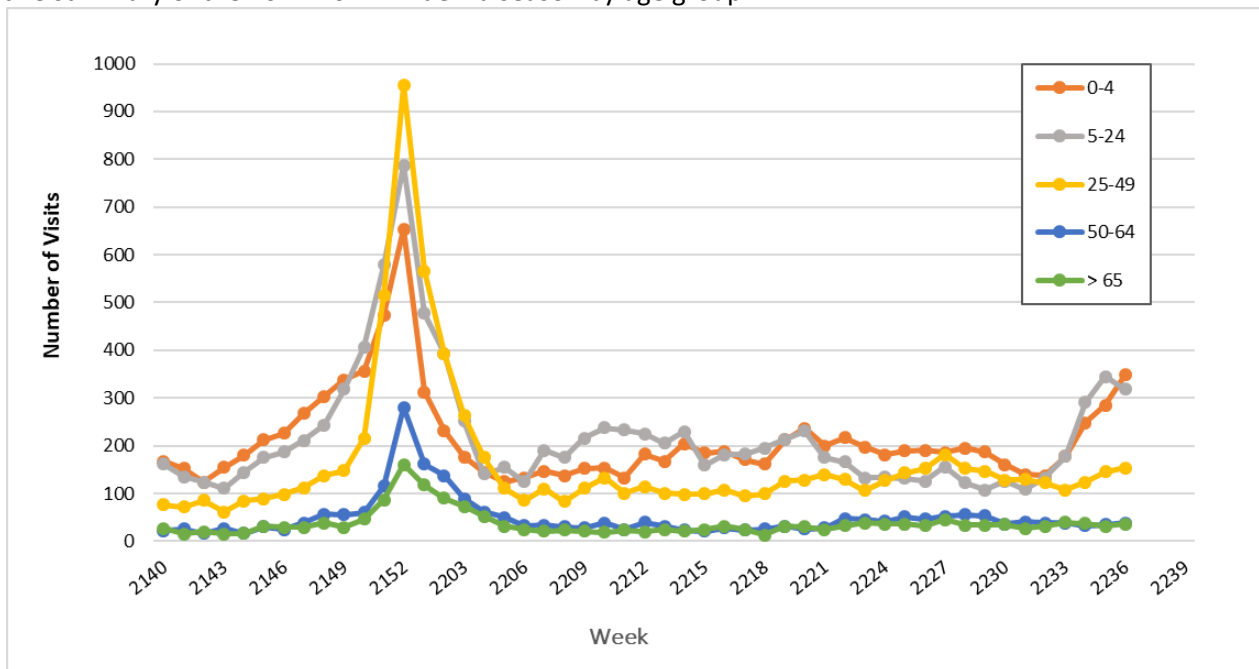
**ILI & CLI Activity**

In addition to U.S. Outpatient Influenza-like illness Surveillance Network ILINet, COVID-19 surveillance is being monitored through the National Syndromic Surveillance Program (NSSP) using a CLI syndrome. CLI is defined as fever and cough or shortness of breath or difficulty breathing or the presence of a coronavirus diagnosis code. ILI and CLI are used to monitor trends in outpatient and emergency department visits that may be related to COVID-19.

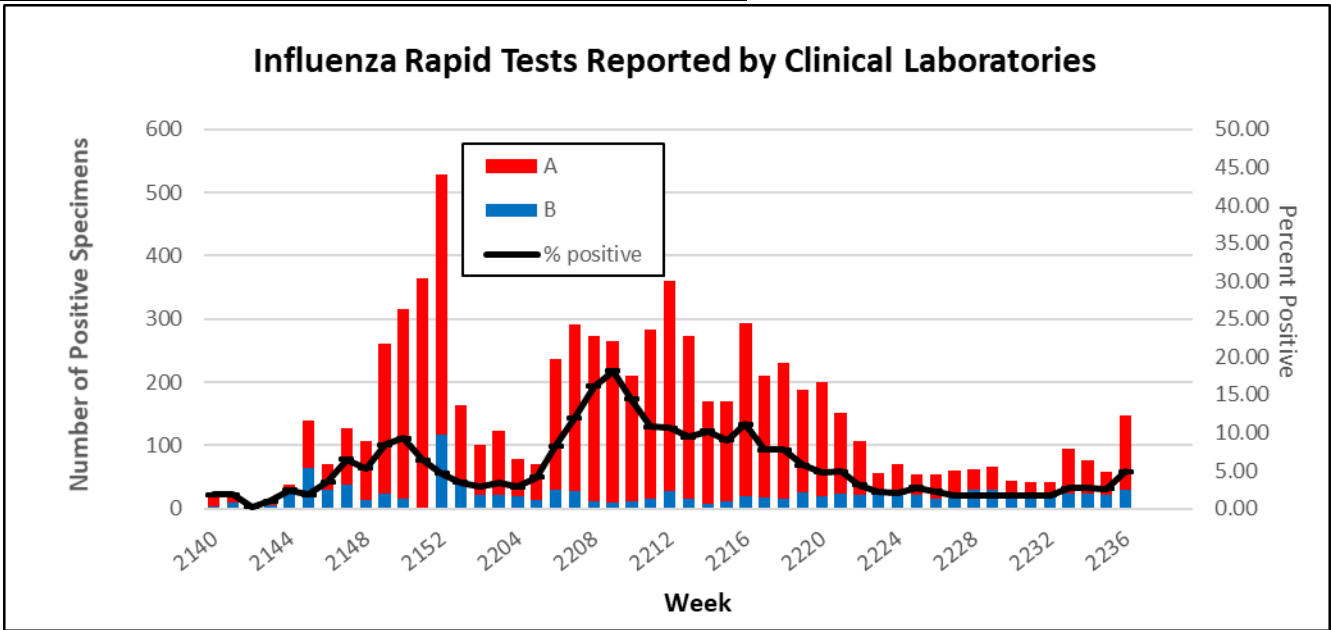


**Louisiana ILI Activity by Age Group:**

ILINet activity is reported by age group: 0-4 years, 5-24 years, 25-53 years, 53-64 years, and ≥65 years. Below is the cumulative summary of the 2021-2022 influenza season by age group.



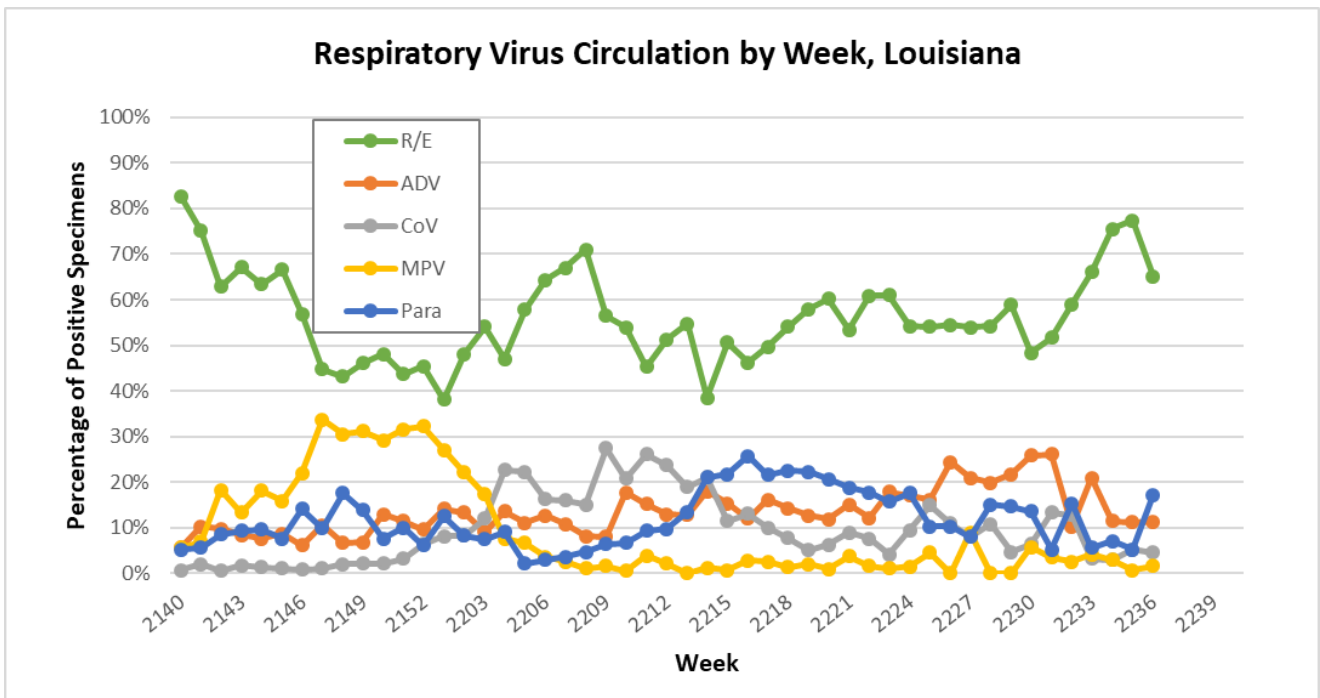
**Rapid Influenza Diagnostic Tests (RIDT) Surveillance:**



**Non-Influenza Respiratory Viruses Update:**

Data is collected on the following viruses: Rhino/Enterovirus (R/E), Adenovirus (ADV), Coronavirus (CoV), Human Metapneumovirus (MPV), Parainfluenza 1-4 (Para), and Respiratory Syncytial virus (RSV). RSV data is analyzed apart from other respiratory viruses due to the high prevalence of testing and seasonality of the virus.

**CoV circulation represents Human Coronavirus types 229E, NL63, OC43, and HKU1; it does not include COVID-19.**



**RSV Update:**

RSV usually circulates during fall, winter, and spring, but the timing and severity of RSV season can vary from year to year. RSV season onset is defined as the first week of two consecutive weeks when the percent positive of ALL laboratory confirmed tests are greater than or equal to 10%. The end of RSV season is defined as the first of two consecutive weeks when the percent positive of ALL laboratory confirmed tests are less than 10%.

Information on National RSV surveillance can be found at: [CDC RSV Surveillance](https://www.cdc.gov/respiratory/surveillance/)

**RSV Season Status:**        **OFF**

