

# West Nile in Louisiana, 2006

This document includes several pages:

1. 'WNV Humans 2005' West Nile Cases: Aggregate report by age, gender, parish, disease type pg 2
2. 'WNV Human NID Epicurve Onsets' Cases & onset dates by parish pg 3
3. 'West Nile Cases Neuro-Invasive disease, Louisiana 2006 by Date of Symptom Onset' - Epicurve pg 5
4. 'WNV Human Asymptomatic Onsets pg 6
5. 'West Nile Cases Asymptomatic, Louisiana 2006 by Date of Blood Collection' Epicurve pg 8
6. 'WNV Human Fever Epicurve Onsets' Cases & onset dates by parish pg 9
7. 'WNV Human Fever Epicurve Onsets by Date of Symptom Onset' - pg 11
8. 'Onset Weeks 2002-2006' pg 12
9. 'West Nile Virus- Neuro-Invasive Disease Cases 2002-2006' -Comparison Curve pg 13
10. 'EEE Horses 2006' - Cases & onset sets by parish pg 14
11. 'EEE Horses 2006' by date of report Epicurve pg 16
12. 'WNV Horses' Cases & onset dates by parish pg 17
13. 'WNV Horses 2006' by date of report Epicurve pg 19
14. 'WNV Neuroinvasive Disease 2006' Horses, Louisiana map pg 20
15. 'CDC Week Week Starting- Week Ending' - Arbovirus Horses pg 21

WNV Humans 2006

West Nile

Age Group	NID Cases			Population	NID /100K	Clinical Classification			F /100K
	M	F	Total			NID	Fever	Asym	
0-14	2	0	2	1,003,732	0.2	2	1	0	0.1
15-29	6	5	11	1,020,267	1.1	11	7	2	0.7
30-44	11	6	17	959,936	1.8	17	12	6	1.3
45-59	14	7	21	796,372	2.6	21	35	10	4.4
60-75	15	8	23	455,389	5.1	23	20	3	4.4
75+	5	9	14	233,281	6.0	14	8	0	3.4
Undetermined	1	0	1			1		1	
<b>Total</b>	<b>54</b>	<b>35</b>	<b>89</b>	<b>4,468,976</b>	<b>2.0</b>	<b>89</b>	<b>83</b>	<b>22</b>	<b>1.9</b>

NID=NeuroInvasive Disease; F&A=Fever & Asymptomatic

EEE Case			Onset
47 M	E Baton Rouge		WK 30

LaCrosse Cases			Onset
3 F	Plaquemines		WK 29
65 M	St. Tammany		WK 31
14 M	St Tammany		WK 46

SLE Cases			Onset
19 M	St. Bernard		WK 40
51 F	Orleans		WK 34

Total Deaths		
EEE		1
WNV		9

Parish	Population	NID /100K	2006				NID			
			NID	Fever	Asym	2002	2003	2004	2005	
1 Jefferson	455,466	1.8	8	6	1	24	3	1	6	
1 Orleans	484,674	2.5	12	5		10	2	1	6	
1 St Bernard	67,229	0.0		2		0	0	0	1	
1 Plaquemines	26,757	0.0				0	0	0	0	
2 Ascension	76,627	13.1	10	10	1	6	2	1	3	
2 East Baton Rouge	412,852	1.5	6	9	1	37	1	22	17	
2 East Feliciana	21,360	0.0				2	1	1	0	
2 Iberville	33,320	0.0				2	0	0	2	
2 Pointe Coupee	22,763	0.0				6	0	0	2	
2 West Baton Rouge	21,601	4.6	1	1		2	0	1	0	
2 West Feliciana	15,111	0.0				0	0	0	0	
3 Assumption	23,388	4.3	1			0	1	0	0	
3 Lafourche	89,974	1.1	1	2	1	0	2	0	1	
3 St. Charles	48,072	0.0				0	0	0	0	
3 St James	21,216	0.0				2	0	0	0	
3 St John	43,044	0.0				2	0	0	0	
3 St Mary	53,500	0.0			1	0	1	0	0	
3 Terrebonne	104,503	0.0				0	3	0	0	
4 Acadia	58,861	0.0				0	0	0	1	
4 Evangeline	35,434	0.0				1	0	1	0	
4 Iberia	73,266	0.0				2	1	0	4	
4 Lafayette	190,503	0.5	1	1		4	0	1	1	
4 St Landry	87,700	0.0				1	0	3	0	
4 St Martin	48,583	0.0				0	0	0	0	
4 Vermillion	53,807	1.9	1			0	0	0	0	
5 Allen	25,440	0.0				0	0	0	0	
5 Beauregard	32,986	0.0				0	0	1	1	
5 Calcasieu	183,577	2.7	5	4	3	8	1	3	2	
5 Cameron	9,991	0.0				0	1	0	0	
5 Jefferson Davis	31,435	0.0				0	0	1	0	
6 Avoyelles	41,481	2.4	1			2	0	0	0	
6 Catahoula	10,920	9.2	1			0	1	0	0	
6 Concordia	20,247	4.9	1			1	0	0	0	
6 Grant	18,698	0.0			1	1	0	0	0	
6 Rapides	126,337	5.5	7	2	2	14	2	8	7	
6 Lasalle	14,282	0.0				0	0	0	0	
6 Vernon	52,531	1.9	1			0	0	0	0	
6 Winn	16,894	0.0				1	0	0	1	
7 Bienville	15,752	0.0				0	0	0	0	
7 Bossier	98,310	2.0	2	1		3	8	9	6	
7 Caddo	252,161	1.2	3	3	3	5	38	8	16	
7 Claiborne	16,851	0.0				0	1	0	0	
7 Natchitoches	39,080	0.0			1	0	1	0	0	
7 DeSoto	25,494	0.0		1		1	1	0	2	
7 Sabine	23,459	0.0				0	0	0	0	
7 Red River	9,622	0.0				1	0	0	0	
7 Webster	41,831	2.4	1	1		0	0	1	0	
8 Caldwell	10,560	0.0				0	0	1	0	
8 East Carroll	9,421	0.0				0	0	0	0	
8 Franklin	21,263	0.0		1		0	0	1	1	
8 Jackson	15,397	0.0				0	1	0	0	
8 Lincoln	42,509	0.0				0	2	0	1	
8 Madison	13,728	0.0				0	0	1	0	
8 Morehouse	31,021	0.0				0	2	2	1	
8 Ouachita	147,250	2.0	3	3		6	2	5	15	
8 Richland	20,981	0.0		1		2	1	1	0	
8 Tensas	6,618	0.0				0	0	0	0	
8 Union	22,803	0.0			1	1	1	1	0	
8 West Carroll	12,314	0.0				0	2	2	0	
9 Livingston	91,814	0.0		4		12	5	6	11	
9 St Helena	10,525	0.0				0	2	0	2	
9 St Tammany	191,268	7.3	14	17	4	27	4	0	3	
9 Tangipahoa	100,588	6.0	6	7	1	12	6	1	2	
9 Washington	43,926	6.8	3	2	1	6	2	0	3	
Undetermined						0	0	0	0	
<b>Total</b>	<b>4,468,976</b>	<b>2.0</b>	<b>89</b>	<b>83</b>	<b>22</b>	<b>204</b>	<b>101</b>	<b>84</b>	<b>118</b>	

Clinical	
WN Fever	83
WN Neuro-invasive	89
WN Asymptomatic	22
<b>Total</b>	<b>194</b>

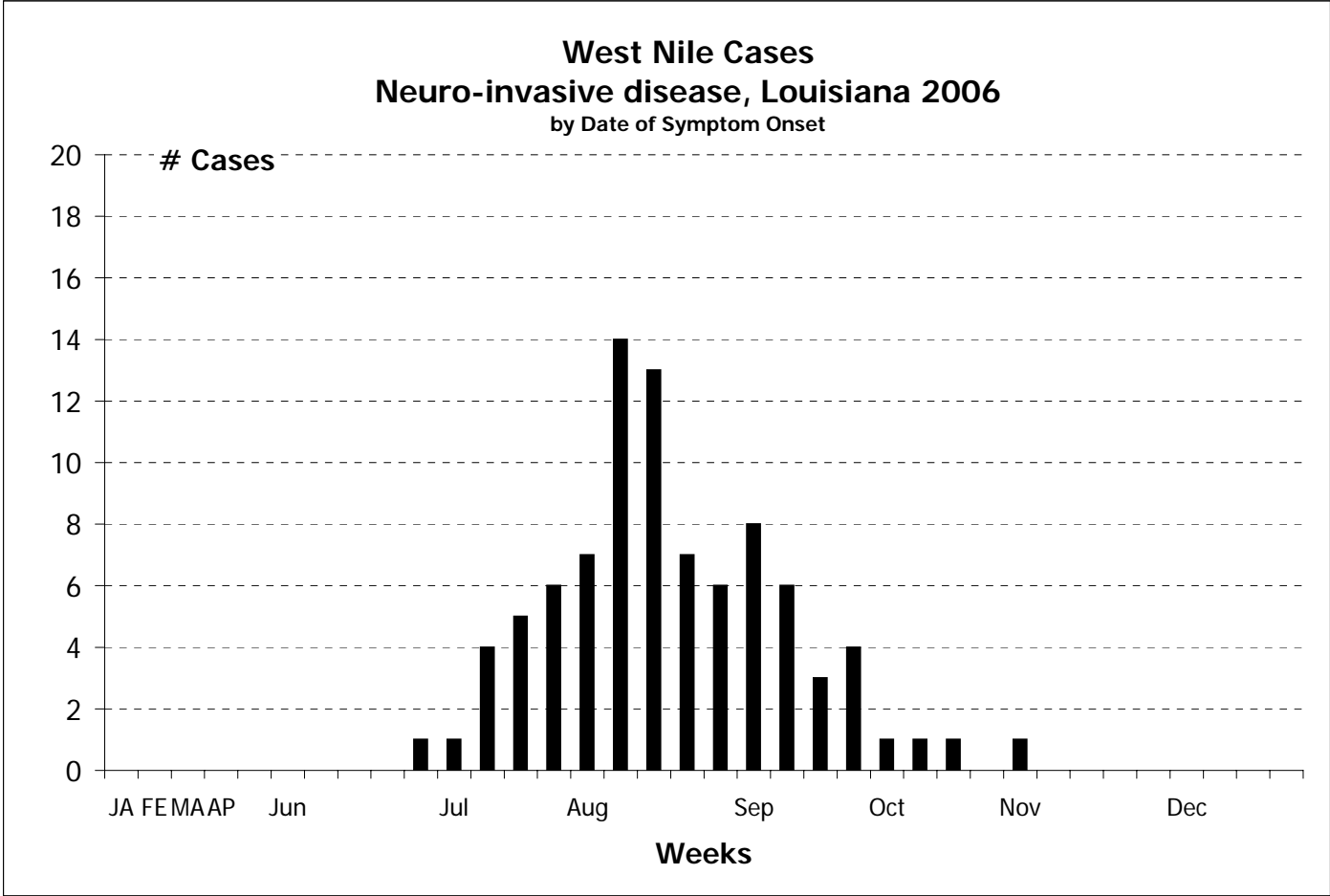


### WNV Human NID Epicurve Onsets

NID Only		1-5	6-9	7-13	14-17	18-21	22	23	24	25	26	27	28	29	30	31	32	33	34	35	36	37	38	39	40	41	42	43	44	45	46	47	48	49	50	51	52
Rg Parish	Total	JA	FE	MA	AP	Jun	Jul	Aug	Sep	Oct	Nov	Dec																									
7 Red River	0																																				
7 Sabine	0																																				
7 Webster	1																																				
8 West Carroll	0																																				
8 Caldwell	0																																				
8 East Carroll	0																																				
8 Franklin	0																																				
8 Jackson	0																																				
8 Madison	0																																				
8 Morehouse	0																																				
8 Ouachita	3																																				
8 Richland	0																																				
8 Tensas	0																																				
8 Union	0																																				
9 Livingston	0																																				
9 St Helena	0																																				
9 StTammany	14																																				
9 Tangipahoa	6																																				
9 Washington	3																																				
Undetermined	0																																				
WNNID	89	0	0	0	0	0	0	0	0	0	1	1	4	5	6	7	14	13	7	6	8	6	3	4	1	1	1	0	1	0	0	0	0	0	0	0	

### WNV Human NID Epicurve Onsets

NID Only		1-5	6-9	7-13	14-17	18-21	22	23	24	25	26	27	28	29	30	31	32	33	34	35	36	37	38	39	40	41	42	43	44	45	46	47	48	49	50	51	52	
Rg Parish	Total	JA	FE	MA	AP	Jun	Jul	Aug	Sep	Oct	Nov	Dec																										



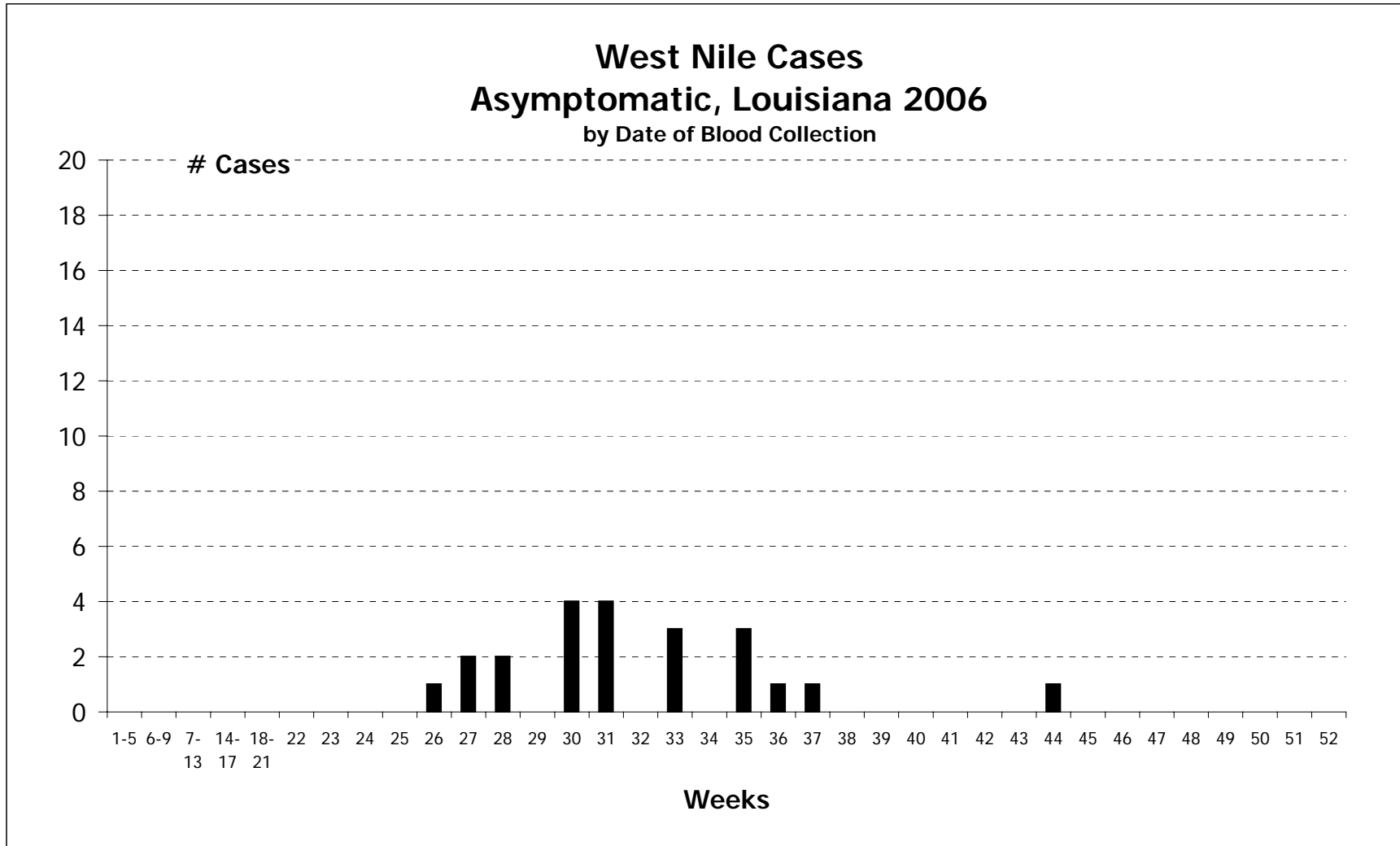
JA=January, FE=February, MA=March, AP=April, MY=May, JN=June, JL=July, AU=August, SE=September, OC=October, NO=November, DE=December  
 Starting in May, the number following the month is the week: example MY1 is the first week in May  
**Onset and case counts can only be determined reliably for Neuro-Invasive disease cases. Therefore other cases are not plotted here.**





## WNV Human Asymptomatic Epicurve Onsets

Asymptomatic Only	1-5	6-9	7-13	14-17	18-21	22	23	24	25	26	27	28	29	30	31	32	33	34	35	36	37	38	39	40	41	42	43	44	45	46	47	48	49	50	51	52			
Rg Parish	Tota	JA	FE	MA	AP	May	Jun				Jul			Aug					Sep				Oct			Nov													




JA=January, FE=February, MA=March, AP=April, MY=May, JN=June, JL=July, AU=August, SE=September, OC=October, NO=November, DE=December  
 Starting in May, the number following the month is the week: example MY1 is the first week in May





## WNV Human Fever Epicurve Onsets

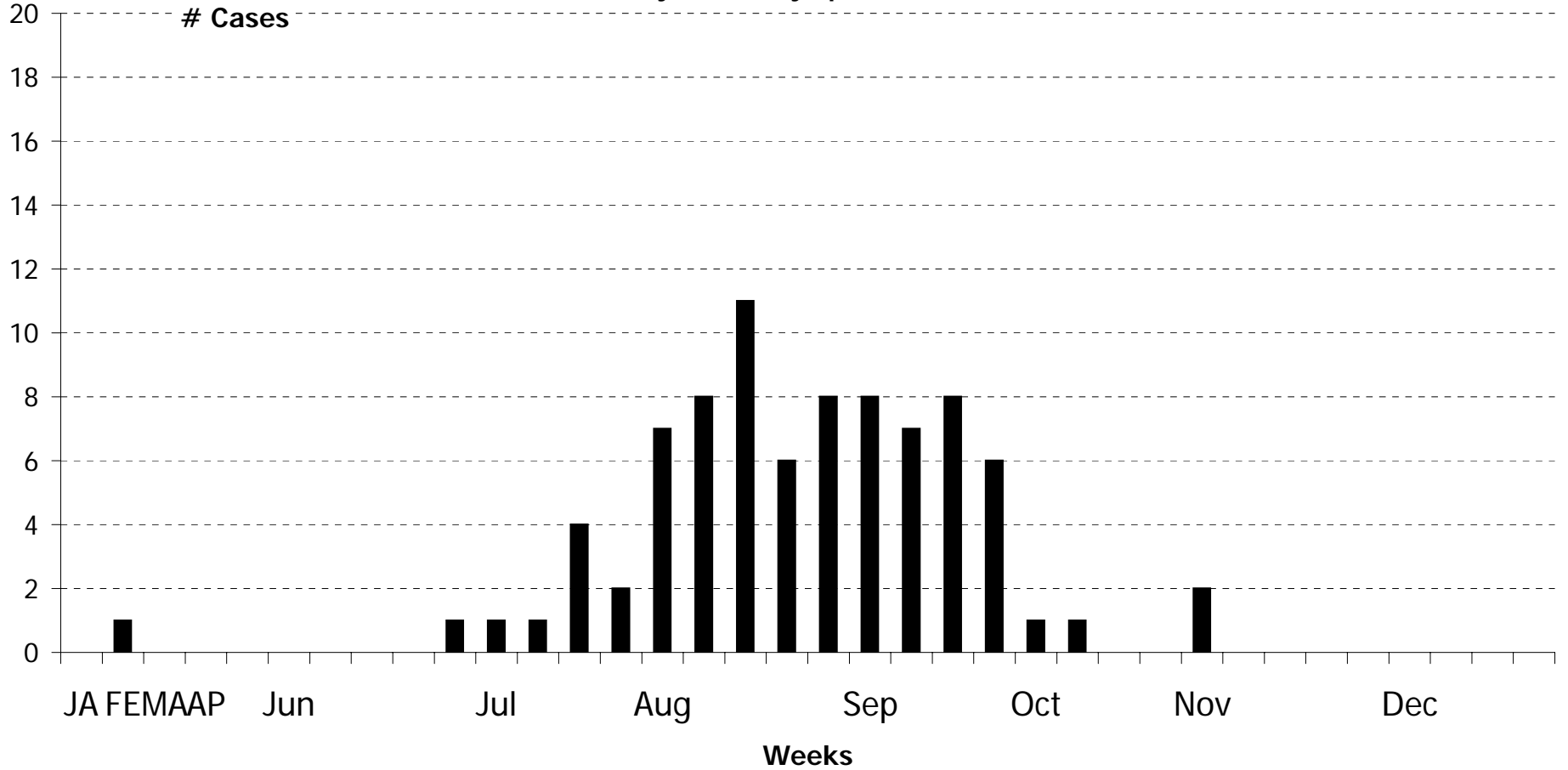
Fever Only		1-5	6-9	7-13	14-17	18-21	22	23	24	25	26	27	28	29	30	31	32	33	34	35	36	37	38	39	40	41	42	43	44	45	46	47	48	49	50	51	52			
Rg Parish	Total	JA	FE	MA	AP	Jun	Jul	Aug	Sep	Oct	Nov	Dec																												
6 Vernon	0																																							
6 Winn	0																																							
7 Bossier	1																																							
7 Bienville	0																																							
7 Caddo	3																																							
7 Claiborne	0																																							
7 DeSoto	1																																							
7 Lincoln	0																																							
7 Natchitoches	0																																							
7 Red River	0																																							
7 Sabine	0																																							
7 Webster	1																																							
8 West Caroll	0																																							
8 Caldwell	0																																							
8 East Carroll	0																																							
8 Franklin	1																																							
8 Jackson	0																																							
8 Madison	0																																							
8 Morehouse	0																																							
8 Ouachita	3																																							
8 Richland	1																																							
8 Tensas	0																																							
8 Union	0																																							
9 Livingston	4	1																																						
9 St Helena	0																																							
9 StTammany	17																																							
9 Tangipahoa	7																																							
9 Washington	2																																							
Undetermined	0																																							
WNVFever	83	0	1	0	0	0	0	0	0	0	1	1	1	4	2	7	8	11	6	8	8	7	8	6	1	1	0	0	2	0	0	0	0	0	0	0	0			



## WNV Human Fever Epicurve Onsets

Fever Only	1-5	6-9	10-13	14-17	18-21	22	23	24	25	26	27	28	29	30	31	32	33	34	35	36	37	38	39	40	41	42	43	44	45	46	47	48	49	50	51	52
Rg Parish	Total	JA	FE	MA	AP	Jun	Jul	Aug	Sep	Oct	Nov	Dec																								

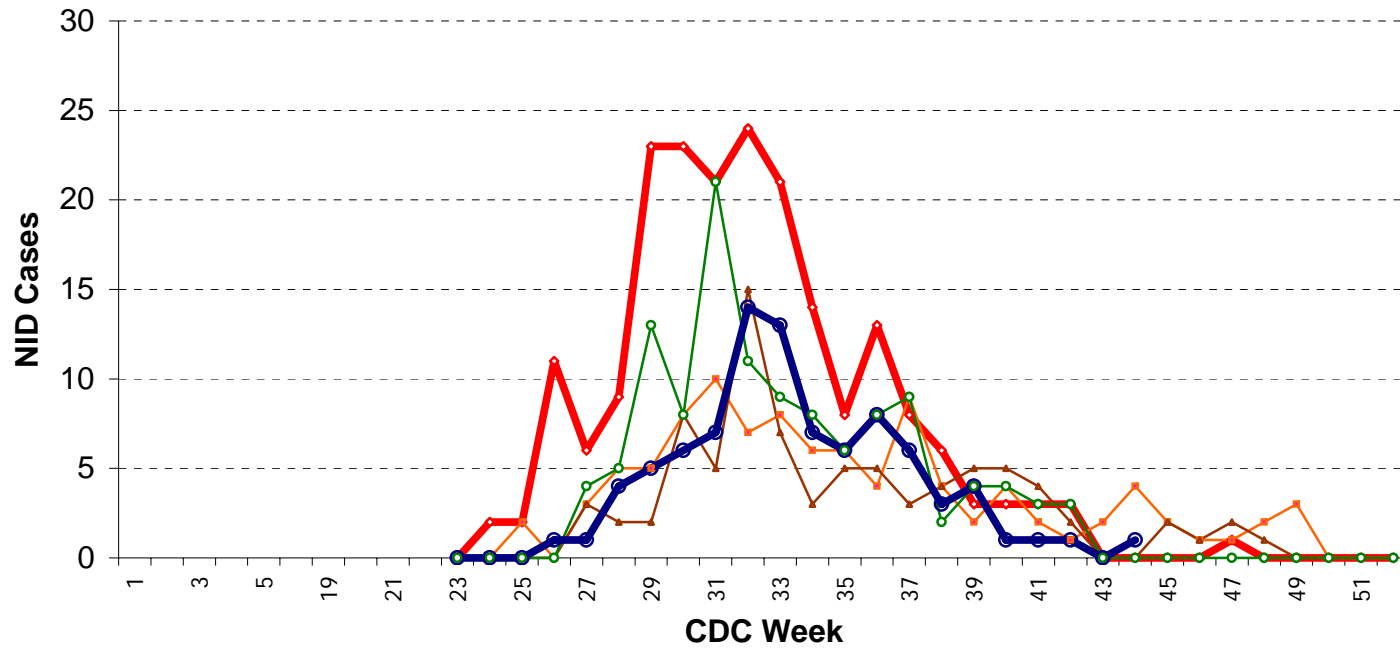
### West Nile Cases Fever, Louisiana 2006 by Date of Symptom Onset



Starting in May, the number following the month is the week: example MY1 is the first week in May

Week	2002	2003	2004	2005	2006
1					
2					
3					
4					
5					
6					
19					
20					
21					
22					
23	0	0	0	0	0
24	2	0	0	0	0
25	2	2	0	0	0
26	11	0	0	0	1
27	6	3	3	4	1
28	9	5	2	5	4
29	23	5	2	13	5
30	23	8	8	8	6
31	21	10	5	21	7
32	24	7	15	11	14
33	21	8	7	9	13
34	14	6	3	8	7
35	8	6	5	6	6
36	13	4	5	8	8
37	8	9	3	9	6
38	6	4	4	2	3
39	3	2	5	4	4
40	3	4	5	4	1
41	3	2	4	3	1
42	3	1	2	3	1
43	0	2	0	0	0
44	0	4	0	0	1
45	0	2	2	0	
46	0	1	1	0	
47	1	1	2	0	
48	0	2	1	0	
49	0	3	0	0	
50	0	0	0	0	
51	0	0	0	0	
52	0	0	0	0	
<b>NID</b>	<b>204</b>	<b>101</b>	<b>84</b>	<b>118</b>	<b>89</b>
Fever	124	21	24	54	83
Fv/NID	0.61	0.21	0.29	0.46	0.93
Asymp	NA	NA	6	16	22

West Nile Virus - Neuro-Invasive Disease Cases 2002-2006

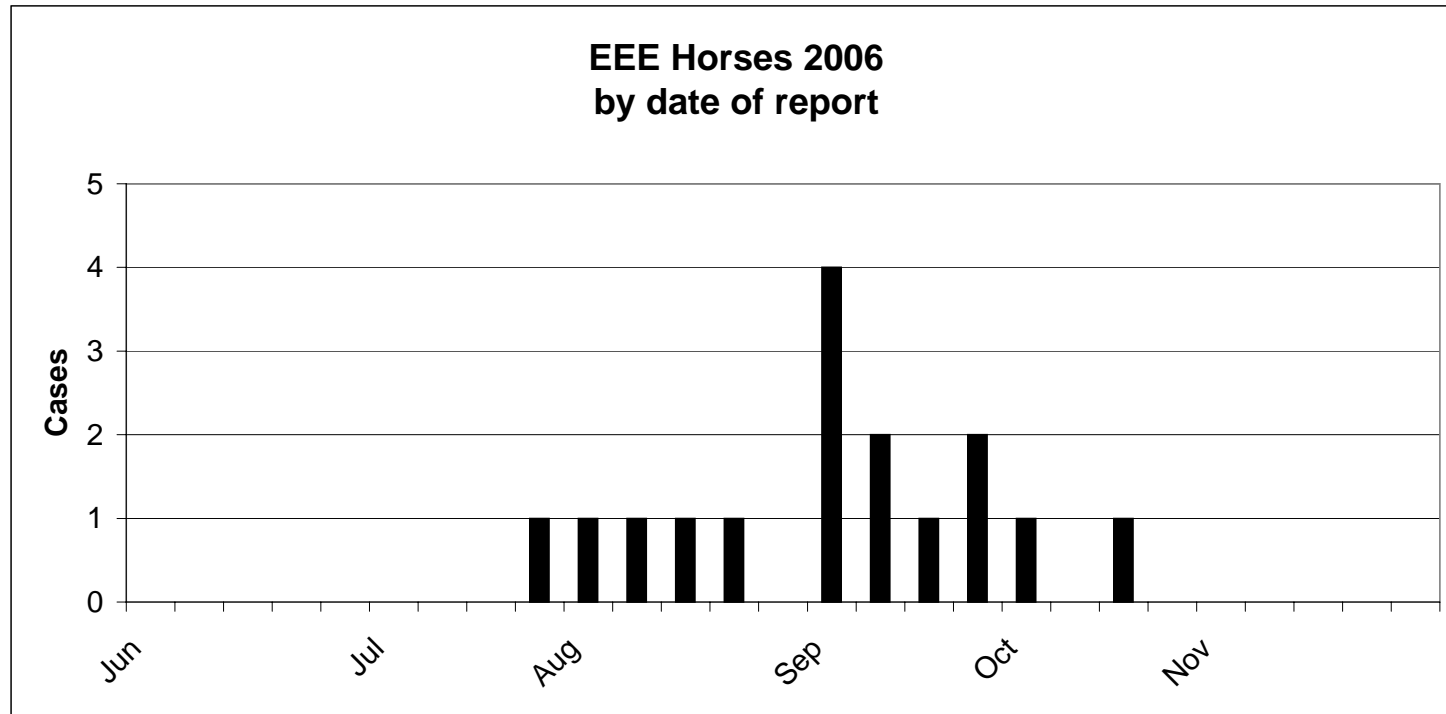


2002 2003 2004 2005 2006





EEE Horses 2006



JA=January, FE=February, MA=March, AP=April, MY=May, JN=June, JL=July, AU=August, SE=September, OC=October, NO=November, DE=December  
Starting in May, the number following the month is the week: example MY1 is the first week in May



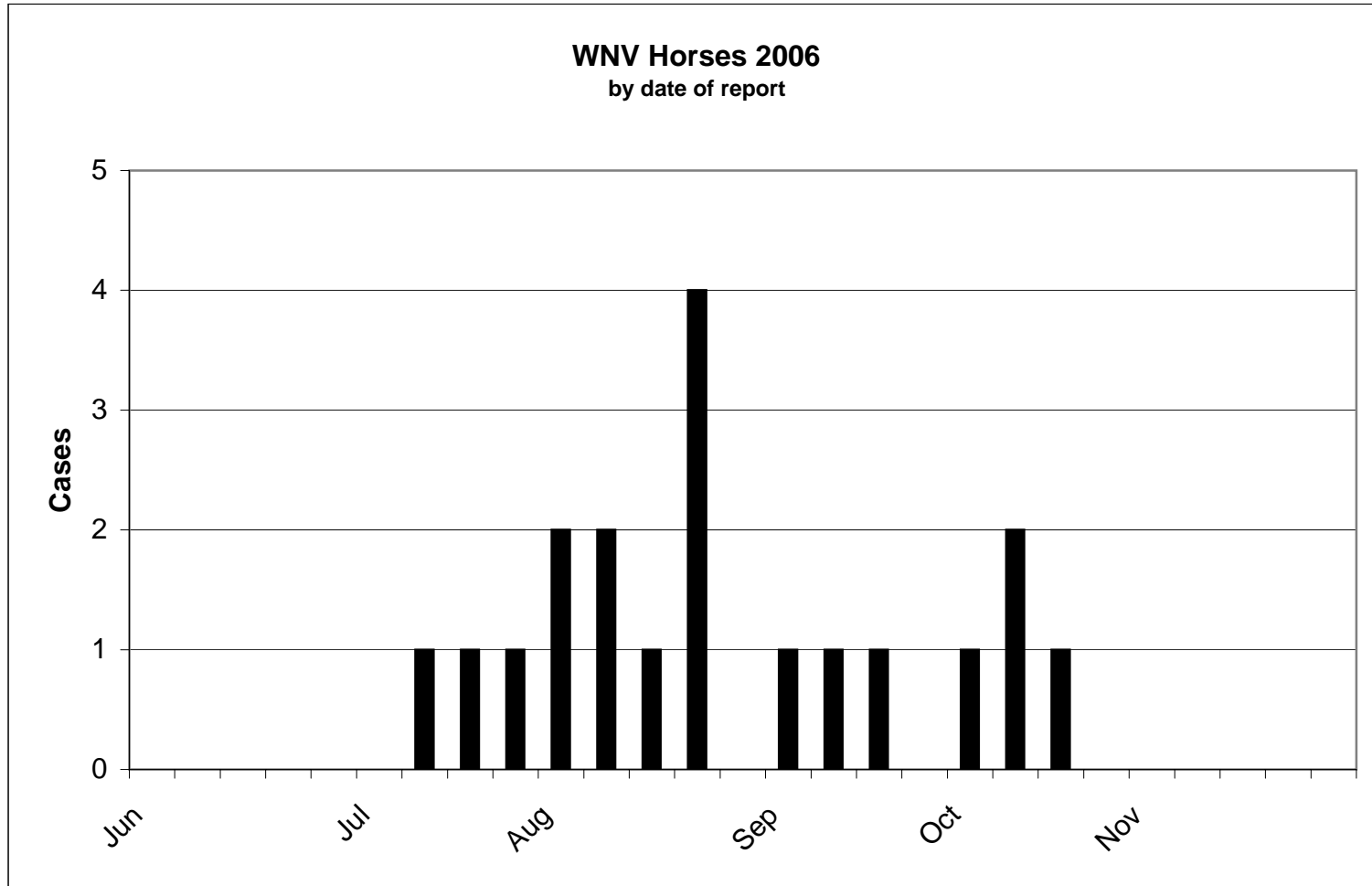


## WNV Horses

		1-5	6-9	7-13	14-17	18-21	22	23	24	25	26	27	28	29	30	31	32	33	34	35	36	37	38	39	40	41	42	43	44	45	46	47	48	49	50	51	52		
Rg Parish	Total	JA	FE	MA	AP	May	Jun					Jul				Aug					Sep				Oct				Nov									Dec	
6 Vernon	0																																						
6 Winn	0																																						
7 Bossier	0																																						
7 Bienville	0																																						
7 Caddo	0																																						
7 Claiborne	0																																						
7 DeSoto	0																																						
7 Lincoln	1															1																							
7 Natchitoches	0																																						
7 Red River	0																																						
7 Sabine	0																																						
7 Webster	1																1																						
8 West Carroll	0																																						
8 Caldwell	0																																						
8 East Carroll	0																																						
8 Franklin	0																																						
8 Jackson	0																																						
8 Madison	0																																						
8 Morehouse	0																																						
8 Ouachita	1																																						
8 Richland	0																																						
8 Tensas	0																																						
8 Union	0																																						
9 Livingston	1																																						
9 St Helena	0																																						
9 StTammany	3															1																							
9 Tangipahoa	3															1																							
9 Washington	0																																						
Undetermined	0																																						
<b>Total</b>	<b>19</b>	<b>0</b>	<b>0</b>	<b>0</b>	<b>0</b>	<b>0</b>	<b>0</b>	<b>0</b>	<b>0</b>	<b>0</b>	<b>0</b>	<b>0</b>	<b>0</b>	<b>1</b>	<b>1</b>	<b>1</b>	<b>2</b>	<b>2</b>	<b>1</b>	<b>4</b>	<b>0</b>	<b>1</b>	<b>1</b>	<b>1</b>	<b>0</b>	<b>1</b>	<b>2</b>	<b>1</b>	<b>0</b>	<b>0</b>	<b>0</b>	<b>0</b>	<b>0</b>	<b>0</b>	<b>0</b>	<b>0</b>	<b>0</b>		
		1-5	6-9	7-13	14-17	18-21	22	23	24	25	26	27	28	29	30	31	32	33	34	35	36	37	38	39	40	41	42	43	44	45	46	47	48	49	50	51	52		

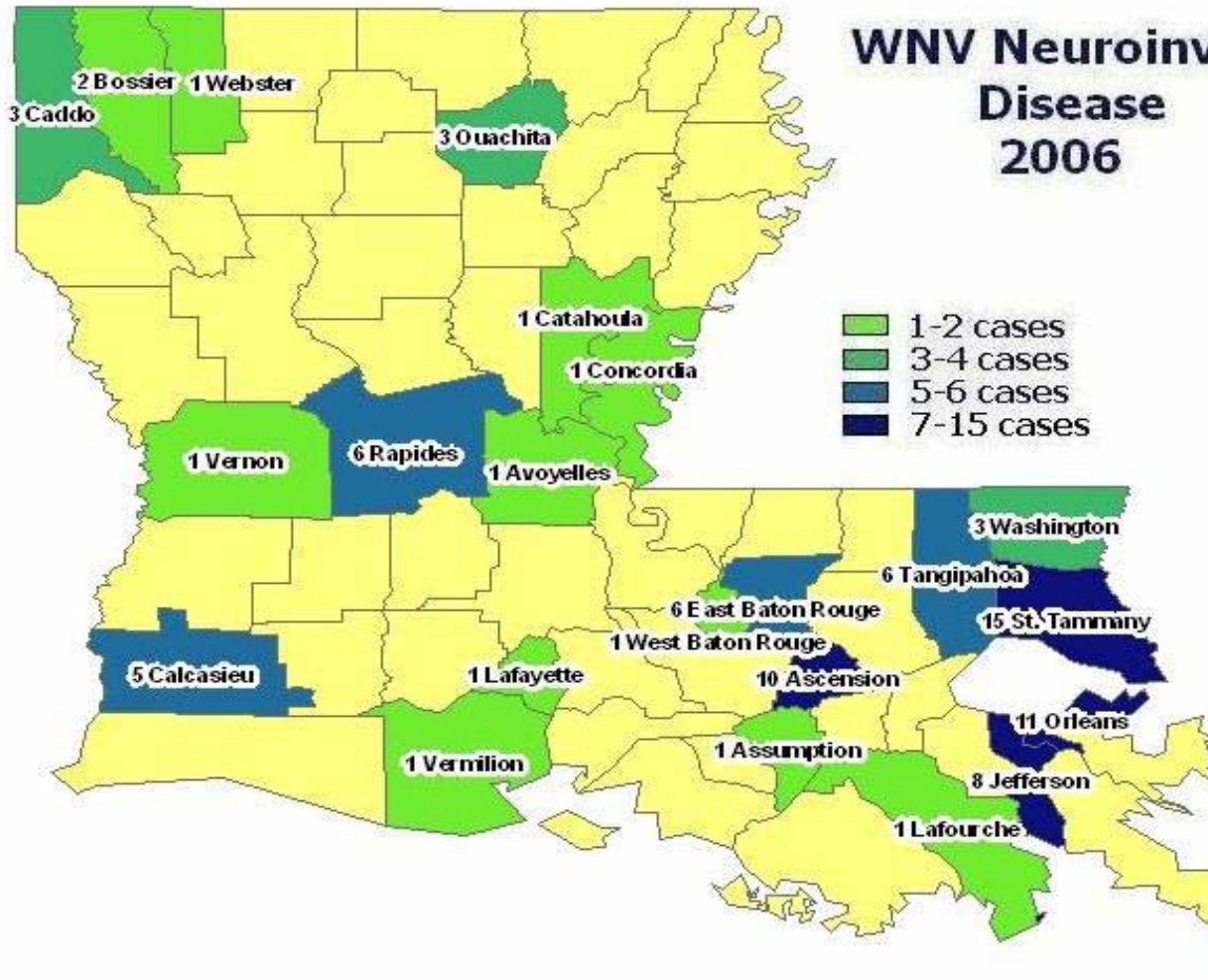
## WNV Horses

	1-5	6-9	7-13	14-17	18-21	22	23	24	25	26	27	28	29	30	31	32	33	34	35	36	37	38	39	40	41	42	43	44	45	46	47	48	49	50	51	52	
Rg Parish	Total	JA	FE	MA	AP	May	Jun				Jul				Aug					Sep			Oct						Nov								



JA=January, FE=February, MA=March, AP=April, MY=May, JN=June, JL=July, AU=August, SE=September, OC=October, NO=November, DE=December  
 Starting in May, the number following the month is the week: example MY1 is the first week in May

## WNV Neuroinvasive Disease 2006



CDC Week Week Starting Week Ending

01	1/1/05	1/7/05
02	1/8/05	1/14/05
03	1/15/05	1/21/05
04	1/22/05	1/28/05
05	1/29/05	2/4/05
06	2/5/05	2/11/05
07	2/12/05	2/18/05
08	2/19/05	2/25/05
09	2/26/05	3/4/05
10	3/5/05	3/11/05
11	3/12/05	3/18/05
12	3/19/05	3/25/05
13	3/26/05	4/1/05
14	4/2/05	4/8/05
15	4/9/05	4/15/05
16	4/16/05	4/22/05
17	4/23/05	4/29/05
18	4/30/05	5/6/05
19	5/7/05	5/13/05
20	5/14/05	5/20/05
21	5/21/05	5/27/05
22	5/28/05	6/3/05
23	6/4/05	6/10/05
24	6/11/05	6/17/05
25	6/18/05	6/24/05
26	6/25/06	7/1/06
27	7/2/06	7/8/06
28	7/9/06	7/15/06
29	7/16/06	7/22/06
30	7/23/06	7/29/06
31	7/30/06	8/5/06
32	8/6/06	8/12/06
33	8/13/06	8/19/06
34	8/20/06	8/26/06
35	8/27/06	9/2/06
36	9/3/06	9/9/06
37	9/10/06	9/16/06
38	9/17/06	9/23/06
39	9/24/06	9/30/06
40	10/1/06	10/7/06
41	10/8/06	10/14/06
42	10/15/06	10/21/06
43	10/22/06	10/28/06
44	10/29/06	11/4/06
45	11/5/06	11/11/06
46	11/12/06	11/18/06
47	11/19/06	11/25/06
48	11/26/06	12/2/06
49	12/3/06	12/9/06
50	12/10/06	12/16/06
51	12/17/06	12/23/06
52	12/24/06	12/30/06