

West Nile in Louisiana 2004

This document includes several pages

1-Human West Nile cases

2-Graph of Human Cases

3-Early warning system

4-Dead bird counts

5-Mosquito surveillance

6-Horse surveillance

7-Sentinel chicken

8-Map

West Nile

Age Group	Cases			Population	Cases /100K	Death /100K	Clinical Classification			ME /100K
	M	F	Total				NID	Fever	Asym	
0-14	1	5	6	1,003,533	0.6	0.0	5	1		0.5
15-29	4	6	10	1,011,128	1.0	0.0	8	2		0.8
30-44	10	9	19	999,958	1.9	0.0	12	6	1	1.2
45-59	27	10	37	756,000	4.9	0.0	23	9	5	3.0
60-75	15	10	25	513,383	4.9	2	20	5		3.9
75+	8	9	17	184,085	9.2	5	16	1		8.7
Undetermined			0							
Total	65	49	114	4,468,088	2.6	7	84	24	6	1.9

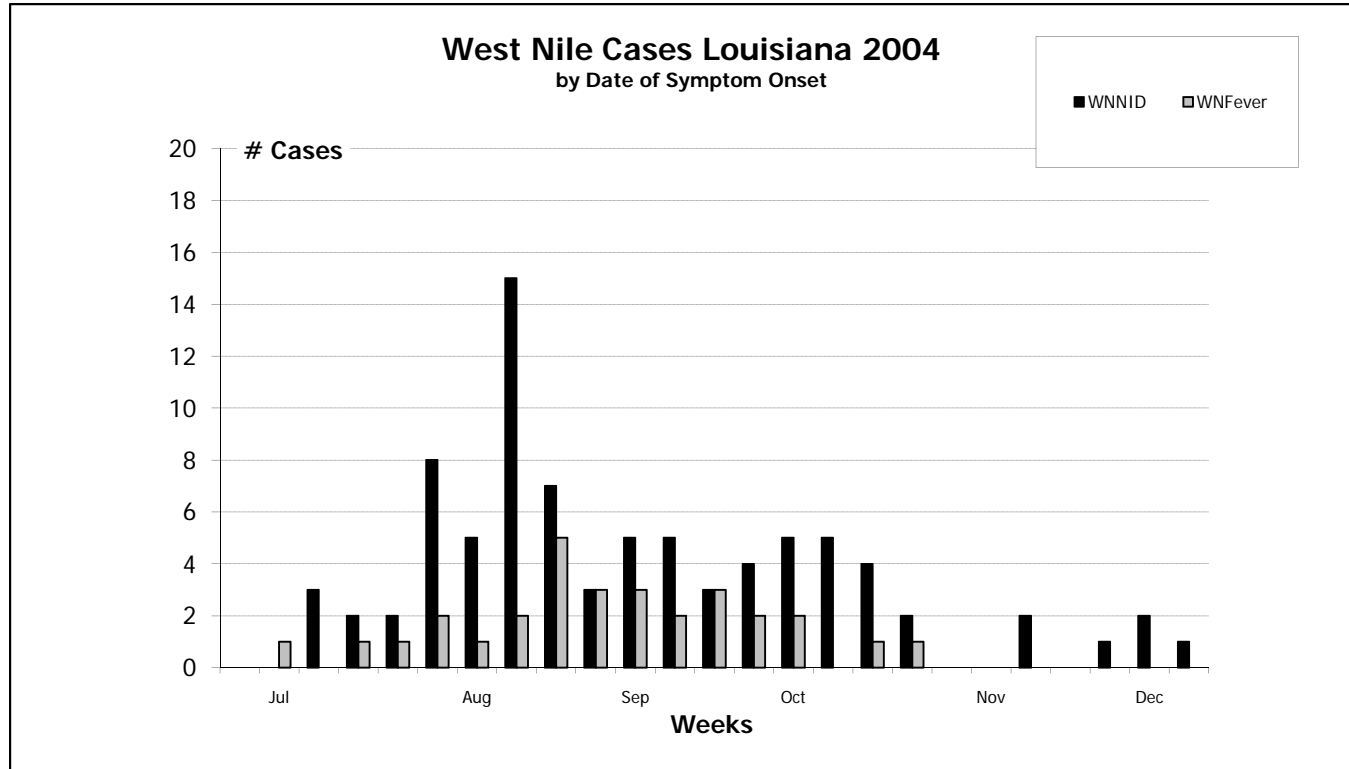
NID=NeuroInvasive Disease; F&A=Fever & Asymptomatic

WNV Death			
			Onset
75	M	East Baton Rouge	8/9/2004
84	M	Bossier	8/16/2004
66	M	St Landry	8/16/2004
88	F	Ouachita	8/22/2004
78	F	Rapides	9/23/2004
63	M	Evangeline	9/23/2004
85	M	East Baton Rouge	10/15/2004


LaCrosse Cases			
			Onset
49	M	Calcasieu	5/17/2004
7	F	East Feliciana	7/13/2004
87	M	Beauregard	7/13/2004

Parish	Cases		Population	Cases /100K	Death /100K	NID	Fever	Asym
	Last	Now						
1 Jefferson	1	1	455,500	0.2	0.0	1		
1 Orleans	1	1	485,000	0.2	0.0	1		
1 St Bernard	0	0	67,000	0.0	0.0			
1 Plaquemines	0	0	26,800	0.0	0.0			
2 Ascension	1	1	76,500	1.3	0.0	1		
2 East Baton Rouge	28	29	413,000	7.0	0.0	22	7	
2 East Feliciana	2	2	21,500	9.3	0.0	1	1	
2 Iberville	0	0	33,000	0.0	0.0			
2 Pointe Coupee	0	0	22,800	0.0	0.0			
2 West Baton Rouge	0	1	22,000	4.5	0.0	1		
2 West Feliciana	0	0	15,100	0.0	0.0			
3 Assumption	0	0	23,400	0.0	0.0			
3 Lafourche	0	0	90,000	0.0	0.0			
3 St. Charles	0	0	48,100	0.0	0.0			
3 St James	0	0	21,200	0.0	0.0			
3 St John	0	0	43,000	0.0	0.0			
3 St Mary	0	0	53,500	0.0	0.0			
3 Terrebonne	0	0	104,500	0.0	0.0			
4 Acadia	0	0	58,900	0.0	0.0			
4 Evangeline	1	1	35,500	2.8	0.0	1		
4 Iberia	0	0	73,300	0.0	0.0			
4 Lafayette	1	1	190,500	0.5	0.0	1		
4 St Landry	4	4	87,500	4.6	0.0	3	1	
4 St Martin	0	0	45,600	0.0	0.0			
4 Vermillion	0	0	53,800	0.0	0.0			
5 Allen	0	0	25,500	0.0	0.0			
5 Beauregard	0	1	33,000	3.0	0.0	1		
5 Calcasieu	3	4	183,500	2.2	0.0	3		1
5 Cameron	0	0	10,000	0.0	0.0			
5 Jefferson Davis	0	1	31,400	3.2	0.0	1		
6 Avoyelles	0	0	41,500	0.0	0.0			
6 Catahoula	0	0	11,000	0.0	0.0			
6 Concordia	1	1	20,300	4.9	0.0		1	
6 Grant	0	0	18,700	0.0	0.0			
6 Rapides	9	9	126,500	7.1	0.0	8	1	
6 Lasalle	0	0	14,300	0.0	0.0			
6 Vernon	0	0	52,500	0.0	0.0			
6 Winn	0	0	16,900	0.0	0.0			
7 Bienville	0	0	15,800	0.0	0.0			
7 Bossier	11	11	98,500	11.2	0.0	9	1	1
7 Caddo	16	16	252,200	6.3	0.0	8	5	3
7 Claiborne	0	0	16,900	0.0	0.0			
7 Natchitoches	0	0	39,100	0.0	0.0			
7 DeSoto	0	0	25,500	0.0	0.0			
7 Sabine	0	0	23,500	0.0	0.0			
7 Red River	1	1	9,600	0.0	0.0			1
7 Webster	1	1	41,800	2.4	0.0	1		
8 Caldwell	0	1	10,600	9.4	0.0	1		
8 East Carroll	0	0	9,400	0.0	0.0			
8 Franklin	1	1	21,300	4.7	0.0	1		
8 Jackson	0	0	15,400	0.0	0.0			
8 Lincoln	0	0	42,500	0.0	0.0			
8 Madison	1	1	13,700	7.3	0.0	1		
8 Morehouse	2	2	31,000	6.5	0.0	2		
8 Ouachita	6	6	147,500	4.1	0.0	5	1	
8 Richland	1	1	21,000	4.8	0.0	1		
8 Tensas	0	0	6,500	0.0	0.0			
8 Union	1	1	22,800	4.4	0.0	1		
8 West Carroll	3	3	12,300	24.4	0.0	2	1	
9 Livingston	9	9	92,000	9.8	0.0	6	3	
9 St Helena	0	0	10,500	0.0	0.0			
9 St Tammany	1	1	192,000	0.5	0.0		1	
9 Tangipahoa	1	1	100,588	1.0	0.0	1		
9 Washington	1	1	44,000	2.3	0.0		1	
Undetermined	0	0						
Total	108	114	4,468,088	2.6	0	84	24	6

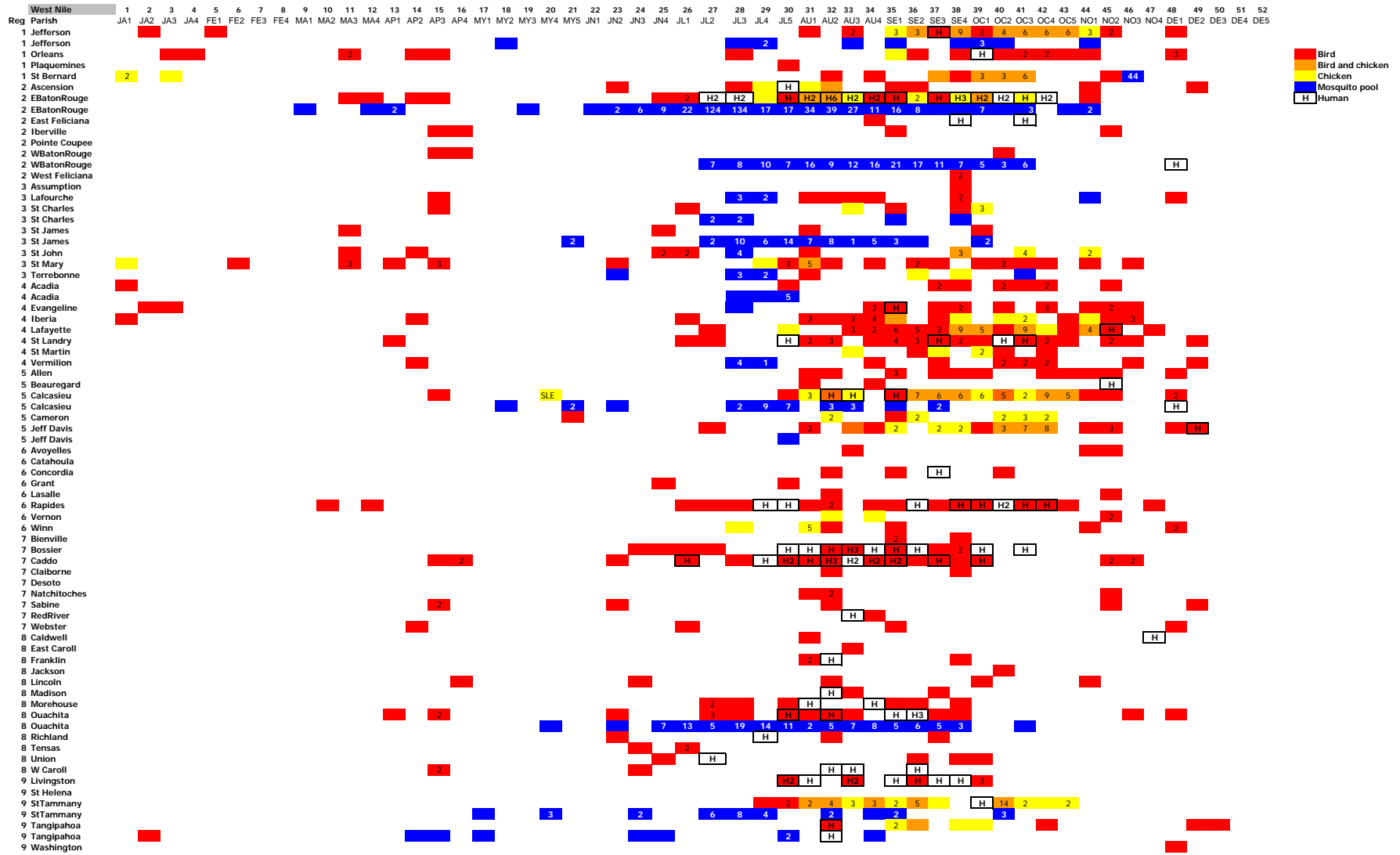
Clinical	Outcome
WN Fever 24	Home 59
WN Neuro-invasive 84	Hospitalized 9
WN Asymptomatic 6	ICU 11
Total 114	Ward 28
	Deceased 7
	Undetermined 114



JA=January, FE=February, MA=March, AP=April, MY=May, JN=June, JL=July, AU=August, SE=September, OC=October, NO=November, DE=December
 Starting in May, the number following the month is the week: example MY1 is the first week in May



West Nile Virus Early Warning



Call (800)256-2748 for information.
 JA=January, FE=February, MA=March, AP=April, MY=May, JN=June, JL=July, AU=August, SE=September, OC=October, NO=November, DE=December
 The number following the month is the week: example MA2 is the second week in March

West Nile Virus Positive Birds

12/31/2004 West Nile
 674 total positive birds
 1,339 total tested
 8,317 reported

Parish	Bird Species								Total
	Cardinal	Blue Jay	Sparrow	Grackle	Crow	Raptor	Seagull	Other	
Acadia	1	9	1	1	1	1			14
Allen	2	7	1		2			1	13
Ascension	1	5	1		1				8
Assumption		1							1
Avoyelles		3							3
Beauregard	2	2				1			5
Bienville		3							3
Bossier	3	7	11	2	2	1			26
Caddo	3	20	8		2	1			34
Calcasieu	1	19	3		3				26
Caldwell	1	2							3
Cameron		2					1		3
Claiborne	2								2
Concordia			1			2			3
De Soto									0
EBR	6	32	13	1	1				53
East Carroll		2							2
East Feliciana		1							1
Evangeline	1	14	3			1			19
Franklin		1		2					3
Grant	1				1				2
Iberia	2	9	8	2		1			22
Iberville		1	3						4
Jackson	1		1						2
Jefferson	1	15	5		2	2			25
Jefferson Davis	1	11	3		1				16
Lafayette	4	30	10	1	5				50
Lafourche	1	6	2		1				10
LaSalle	3	1							4
Lincoln	1	3			1				5
Livingston	3	3						3	9
Madison		5	1						6
Morehouse	2	11			1				14
Natchitoches			1	1	2			1	5
Orleans	1	6	5		6	1			19
Ouachita	5	14	7	1					27
Plaquemines	1								1
Rapides	4	15	8			1			28
Red River		1							1
Richland	1	2	1						4
Sabine	2	2				2		1	7
St. Bernard	1	2	3		1			10	17
St. Charles			3	1		1			5
St. Helena									0
St. James	1	1	2						4
St. John	2	3	1						6
St. Landry	2	13	13	1	5			1	35
St. Martin	1	2							3
St. Mary	3	18	8	6	1		1		37
St. Tammany	10	8			1	1		2	22
Tangipahoa	4	1							5
Tensas		4							4
Terrebonne			2						2
Union	3	1	1						5
Vermilion	1	5	6		2	1			15
Vernon	1	1			1				3
Washington	2				1				3
WBR	2	1	1						4
Webster	1	3							4
West Carroll	1	5	1						7

West Nile Virus Positive Birds

West Feliciana		2							2
Winn	5	3							8
Total	97	338	138	19	44	17	2	19	674

West Nile Positive Mosquitoes

12/17/2004

18,384 total pools tested, 2 positive of 147 tested this week

WNV Positive Mosquito Species

Parish	Cx. quinquefasciatus	Cx. salinarius	Ae. vexans	Ae.albopictus	Other
Acadia					Anopheles(4), Other(2)
Cameron					
Calcasieu	23	4		2	Mixed Cx. salinarius/ quinquefasciatus(1), Cq. perturbans(1), Ps.columbiae(1)
East Baton Rouge	479	1	1	2	Cx. restuans(1), Oc. canadensis(1), Cx. erraticus(2), Oc. fulvus pallens(2), Oc.atlanticus(2) Ps. ferox(3), Ps. howardii(1), Culex(1), An. quadrimaculatus(1)
Jefferson	12				
Jefferson Davis					An. quadrimaculatus(1)
Lafourche	3				Cq. perturbans(1)
Ouachita	104			2	Cx. nigripalpus(1)
St. Bernard	10	22	11		An. Crucians(1), M. titilans(2)
St. Charles	6				
St. Mary					
St. James					Mixed(57)
St. John	4				
St. Tammany	14		2	1	Oc.atlanticus(2), Cx.salinarius/ Cx.nigripalpus(2), Oc.dupreel(1), Mixed(7) Oc.canadensis(1), Ps.columbiae(1), Ur.sapphirina(1), Oc. fulvus pallens(1), Oc. dupreci(1),
Tangipahoa	6				Cq. perturbans (4), Cx. nigripalpus(1)
Terrebonne	4				Culex(3)
Vermillion					An. quadrimaculatus(2), Mixed(1)
Vernon					
West Baton Rouge	154			6	
Winn	1				
	820	27	14	13	114
					Total
					988

SLE Positive Mosquito Species

Parish	Cx. quinquefasciatus	Cx. salinarius	Ae. vexans	Ae.albopictus	Other
East Baton Rouge					Oc.atlanticus(3)
					Total
					3

Cx = Culex
 An = Anopheles
 Ae = Aedes
 Oc = Ochlerotatus
 Ps = Psorophora
 Cq = Coquillettidia

2004 WNV in Horses

Horses

Reported by State Veterinarian's Office
Confirmed cases as of 12/22/04

Parish	WNV+	EEE+
Acadia	1	
Allen	5	
Avoyelles	1	
Bossier	1	
Caddo	4	5
Calcasieu		1
DeSoto	6	8
East Baton Rouge	1	
East Feliciana	2	
Evangeline	6	
Grant	2	
Iberville	1	
Jeff Davis	2	
Lafayette	5	
Natchitoches	2	
Ouachita	3	
Pointe Coupee	1	
Rapides	6	
St. Landry	5	
St. Martin	1	
Union	1	
Vermilion	3	
Webster	1	
West Carroll	1	
West Feliciana		
Winn	1	
Unknown Parish		
Total	62	14

2004 WNV Sentinel Chickens

Chicken Sentinels

Parish	WNV+	EEE+	SLE+
Ascension	3		
Bossier			
Caddo			
Calcasieu	44		2
Cameron	12		
East Baton Rouge	13		
Iberia	6		
Jefferson	33		
Jefferson Davis	23		
Lafayette	10		
Orleans	2		
St. Bernard	6		2
St. Charles	4	1	
St. John	8		
St. Martin	4		
St. Mary	3		
St. Tammany	32		1
Tangipahoa	10		
Terrebonne	5		
Vernon (Ft. Polk)	2		
Winn	6		
	226	1	5

CDC Week Week Starting Week Ending Week name

CDC Week	Week Starting	Week Ending	Week name
01	1/1/04	1/10/04	JA1
02	1/11/04	1/17/04	JA2
03	1/18/04	1/24/04	JA3
04	1/25/04	1/31/04	JA4
05	2/1/04	2/7/04	FE1
06	2/8/04	2/14/04	FE2
07	2/15/04	2/21/04	FE3
08	2/22/04	2/28/04	FE4
09	2/29/04	3/6/04	MA1
10	3/7/04	3/13/04	MA2
11	3/14/04	3/20/04	MA3
12	3/21/04	3/27/04	MA4
13	3/28/04	4/3/04	AP1
14	4/4/04	4/10/04	AP2
15	4/11/04	4/17/04	AP3
16	4/18/04	4/24/04	AP4
17	4/25/04	5/1/04	MY1
18	5/2/04	5/8/04	MY2
19	5/9/04	5/15/04	MY3
20	5/16/04	5/22/04	MY4
21	5/23/04	5/29/04	MY5
22	5/30/04	6/5/04	JN1
23	6/6/04	6/12/04	JN2
24	6/13/04	6/19/04	JN3
25	6/20/04	6/26/04	JN4
26	6/27/04	7/3/04	JL1
27	7/4/04	7/10/04	JL2
28	7/11/04	7/17/04	JL3
29	7/18/04	7/24/04	JL4
30	7/25/04	7/31/04	JL5
31	8/1/04	8/7/04	AU1
32	8/8/04	8/14/04	AU2
33	8/15/04	8/21/04	AU3
34	8/22/04	8/28/04	AU4
35	8/29/04	9/4/04	SE1
36	9/5/04	9/11/04	SE2
37	9/12/04	9/18/04	SE3
38	9/19/04	9/25/04	SE4
39	9/26/04	10/2/04	OC1
40	10/3/04	10/9/04	OC2
41	10/10/04	10/16/04	OC3
42	10/17/04	10/23/04	OC4
43	10/24/04	10/30/04	OC5
44	10/31/04	11/6/04	NO1
45	11/7/04	11/13/04	NO2
46	11/14/04	11/20/04	NO3
47	11/21/04	11/27/04	NO4
48	11/28/04	12/4/04	DE1
49	12/5/04	12/11/04	DE2
50	12/12/04	12/18/04	DE3
51	12/19/04	12/25/04	DE4

52	12/26/04	1/1/05	DE5
----	----------	--------	-----