



**Healthy Louisiana**  
**Medical vs Dental Enrollment Variation**  
 Reporting Month: May 2026  
 Effective Month: June 2026

**MAXIMUS**

Medical

Dental

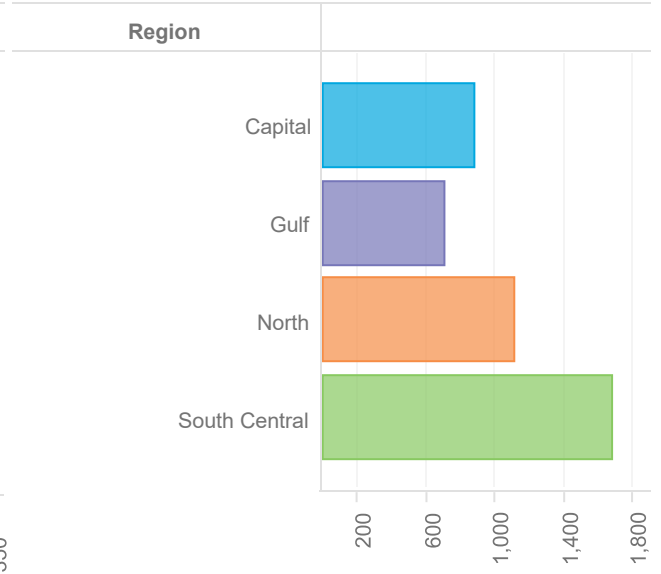
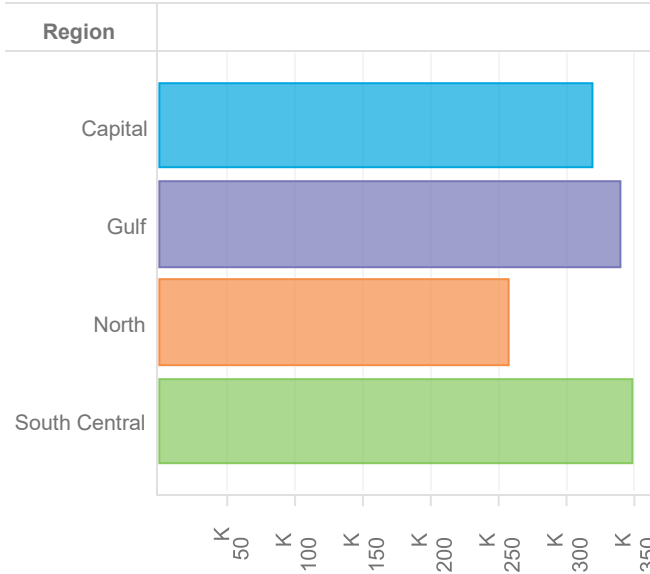
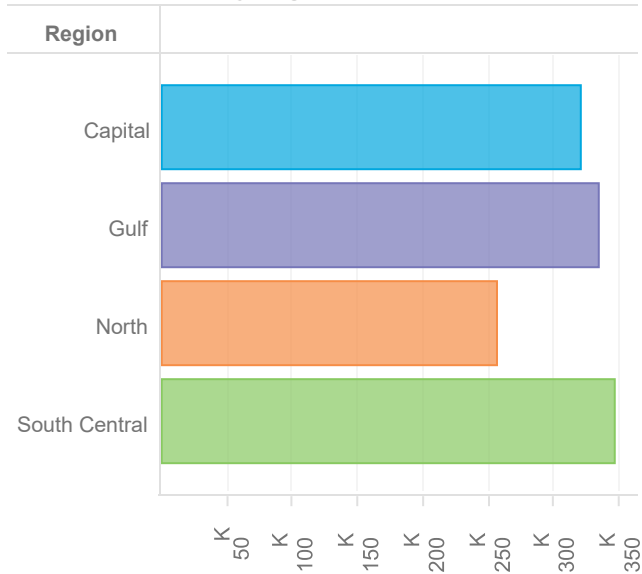
Dental Only

1,259,780

1,264,643

4,377

Active Members by Region



**Medical**

**Dental**

**Dental Only**

Description: This report shows all active members in Healthy Louisiana Medical & Dental and the variation as of the effective date above. Members who will be disenrolled at the end of the reporting month are not included. Enrollees who gain and lose eligibility during the reporting month are not included. J/K linkages are included.

**Report No. 402**

**Page 1 of 1**

**Run Date: 06/03/2026**