

## Brucellosis

*Brucellosis is a Class A Disease. It must be reported to the state within 24 hours by calling the number listed on the website.*

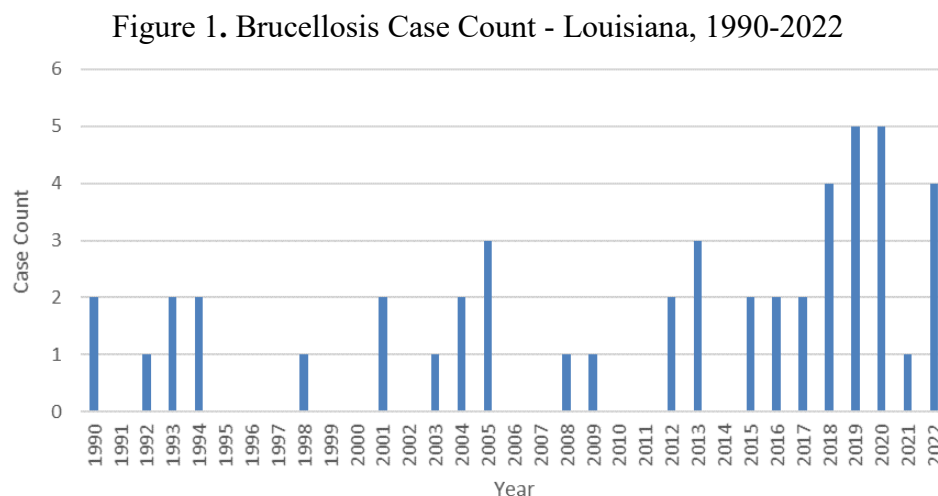
Brucellosis is a zoonotic infection of domesticated and wild animals caused by bacteria of the genus *Brucella*. Humans become infected by ingestion of food products of animal origin (such as undercooked meat or unpasteurized milk or dairy products), direct contact with infected animals, or inhalation of infectious aerosols.

*Brucella abortus* (cattle), *B. melitensis* (sheep and goats), *B. suis* (pigs), and *B. canis* (dogs), are the most common species. The most common etiology in the U.S. is *B. melitensis*. Marine *Brucella* (*B. ceti* and *B. pinnipedialis*) may also pose a risk to humans who interact with marine animals; people should avoid contact with stranded or dead marine mammals.

Infection may cause a range of symptoms, including fever, sweats, malaise, anorexia, headache, joint and muscle pain, and fatigue. Some symptoms may last for prolonged periods of time including recurrent fevers, arthritis, swelling of the testicle and scrotum area, swelling of the heart, swelling of the liver and/or spleen, neurologic symptoms, chronic fatigue, and depression. Treatment consists of antibiotics, but recovery may take a few weeks to several months.

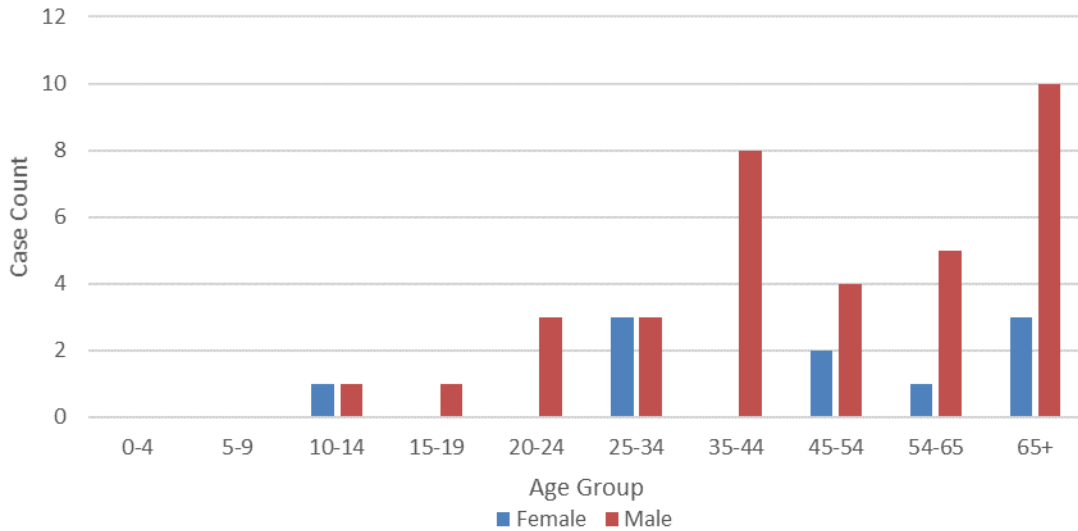
Bovine brucellosis caused by *B. abortus*, is a bacterial infection transmitted through oral exposure to uterine discharges from infected cows at time of calving or abortion. This previously common disease has been eliminated from the state through the cooperation of the cattle industry and state-federal animal health officials. On November 1, 2000, Louisiana was declared free of brucellosis in cattle. Immunization of female cattle was an important component in the eradication effort.

In the U.S., there are approximately 100 cases reported per year. Since 1987, there have been only sporadic cases of brucellosis in humans in Louisiana with most of the cases occurring in males.



*Brucella* affects people of all ages (figure 2). The groups most at risk for brucellosis are abattoir workers, meat inspectors, animal handlers, veterinarians, and laboratory workers.

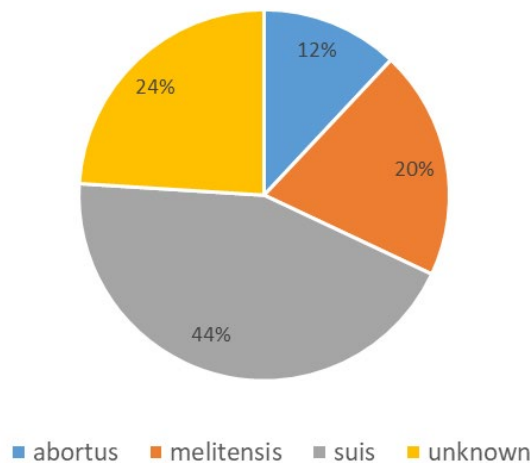
Figure 2. Brucellosis Cases by Age Group – Louisiana, 1990-2022



Common sources of exposure for cases in Louisiana included skinning or slaughtering pigs and consuming unpasteurized dairy products.

Methods of prevention include avoiding consumption of undercooked meat and unpasteurized dairy products. A growing trend toward consumption of “farm-fresh” or “organic” unpasteurized dairy products is a cause for concern by public health officials. People who handle animals and animal tissues should protect themselves by using personal protective equipment (PPE) including rubber gloves, gowns or aprons and goggles.

Figure 3. Brucellosis Species - Louisiana, 2015-2023



**Discussion:**

There is growing concern in the southeast region of the U.S. for *B. suis*, or ‘swine brucellosis’. Feral hogs can tolerate a wide range of climates and are opportunistic omnivores; they will eat almost anything. They are only vulnerable to predation when they are young. Feral hogs also have the ability to reproduce rapidly and can begin doing so as early as six months of age.

The June 12, 2009 issue of the Morbidity and Mortality Weekly Report, published by the Centers for Disease Control and Prevention reported three cases of *B.suis* infection throughout three states: South Carolina, Pennsylvania and Florida. These cases presented with *B.suis* infection, all experiencing flu-like symptoms, after having participated in feral swine hunting which took place in Florida. State Health Departments of South Carolina and Pennsylvania had to conduct a joint investigation with Florida’s State Health Department in order to accurately confirm the source of these cases’ illnesses. Since the symptoms of a brucellosis infection are often flu-like, and can take as long as six months to appear, it is possible that *B.suis* cases may be under reported. This makes it very important for physicians to inquire about travel history, recreational activities, food consumption and occupation when patients present with nonspecific flu-like symptoms. The best method for preventing *B.suis* infection will have to include education for hunters concerning safe practices of butchering, dressing, and cooking of the game meat. Regardless of what type of *Brucella* infection is diagnosed, all should be investigated both by the state health department and any agricultural agencies in order to determine the true source of the infection, and to prevent any further infections in humans.

Efforts to completely eradicate brucellosis from the U.S. began back in 1934 when *B.abortus* was very common among the cattle population. The Brucellosis Eradication Program was established between the states, the federal government, and livestock operations. The program has made great strides now that there are no longer any known affected cattle herds. Even though the advancements in technology have made elimination of brucellosis more effective as compared to 1934, the program still emphasizes the importance of a diligent surveillance system that all states should adhere to in order to maintain this eradication. Documented cases have occurred in livestock populations even in areas that are considered *Brucella*-free. It is likely that these cases are the result of transmission from wildlife which further emphasizes the importance of surveillance. Without a proper surveillance system in place, the source of the disease will not be found allowing further infections to occur. Education, surveillance, and thorough investigations of potential brucellosis cases are essential at keeping this disease rare and non-threatening to the population.