

Louisiana Arbovirus Surveillance Summary 2018

CDC Week 40

From: 01/01/2018-10/06/2018

Contact- Infectious Disease Epidemiology phone: 504-568-8313 or email: cwaldron@la.gov

Table of Contents

| Topic: | Page Number: |
|---|--------------|
| Arboviral Report Summary 2018 (mosquito, avian, equine, human) | 2 |
| Comparison of Arboviral Activity for CDC week 01 to Present in 2017 and 2018 | 2 |
| Arboviral Report Summary by Parish 2018 (mosquito, avian, equine, human) | 3 |
| WNV Human Clinical Picture: Aggregate Report by Disease Type, Age Group and Gender | 4 |
| WNV-NID, Fever and Asymptomatic Infections in Louisiana by Parish According to CDC Week (with EpiCurve) | 5 |
| Number of WNV Human Clinical Presentations by Year from 2002-Present (with Chart) | 6 |
| WNV-NID Cases by CDC Week for Each Year from 2002-Present | 7 |
| WNV-NID by Parish from 2002-Present (parishes highlighted in grey have cases each year) | 8 |
| Travel-Associated Arboviruses 2018 | 9 |
| CDC Weeks (Week Starting-Week Ending) | 10 |

Report Summary

Prevention - Not in my house, not in my yard, not on my skin, day and night, I'll fight the bite!

The goal of the surveillance for West Nile (WN) Infections in humans is to describe the disease burden of the West Nile infection on the human population. Only West Nile Neuroinvasive diseases (NID) including encephalitis or meningitis get reliably reported. For every NID case there are about 10 cases of Fever and about 90 completely asymptomatic infections. Only one percent of the WN-Fever (WN-F) and asymptomatic (WN-PRE) cases are reported. Although we show the number of cases of all WN infections, it is important to remember that only WN-NID cases are useful for monitoring disease burden and trends in WN in humans.

Humans: Detailed information on the number of arboviral infections can be found within this report, please refer to the Table of Contents.

Equines: Horses can be infected by WN and Eastern Equine Encephalitis (EEE) virus and do develop encephalitis. Horse's viremia is too low to infect mosquitoes and does not play a role in transmission. However, since horses live outside surveillance of horse infections is a good indicator of arboviral transmission. Contact the Louisiana Department of Agriculture and Forestry (LDAF) for the most up to date statistics on horse infections.

Sentinel Chickens: Have been used in the past as a statewide early warning system to detect arbovirus transmission. These chickens in secure cages were strategically placed and bled regularly. Serologic tests performed on the sentinel chickens provided information of current and local transmission of many arboviruses. However, experience shows that this was not very effective in providing information about local transmission.

Dead Birds: Are no longer collected statewide because testing of dead birds does not provide information on where and when the bird was infected or of local transmission. Dead birds can only indicate that the bird died at a particular location of an arbovirus endemic to Louisiana.

Mosquito Pools: This is the most effective surveillance system to monitor arboviral transmission. Arboviruses are detected through nucleic acid testing of pools of 50 or more mosquitoes of the same species. A positive mosquito pool is an indicator of recent transmission, between mosquitoes and birds, horses or humans. Every year 20,000-50,000 mosquito pools from approximately 30 parishes are submitted for testing. Detailed information on the number of positive pools can be found within this report, please refer to the Table of Contents.

Explanation of Clinical Disease: WN infections have occurred each year in Louisiana for the last 10 years. Persons of all ages are considered equally susceptible to infection. The majority of all persons infected and immuno-competent are completely asymptomatic (80-90%). A smaller proportion of persons (10-20%) present with influenza-like illness with abrupt onset of fever. A minority of people develop a serious neurologic illness such as aseptic meningitis or encephalitis (0.2% younger than 65 years old, 2% older than age 65).

Explanation of Deaths: About 10% of people who develop neuroinvasive disease can die. The reporting of deaths caused by WN-NID is not mandated by the Louisiana Sanitary code so it is inconsistently reported. It is limited to being included in this report to only those deaths occurring within two weeks for onset. For the preservation of confidentiality, OPH will not report details about WN deaths (such as date, parish, gender and age).

Limitations: Human data have very limited usefulness for mosquito control purposes. Only two percent of all WN infections are reported (because most WN infections are asymptomatic or WN fever cases do not get medical care, they never get diagnosed nor are reported). The reporting of those cases is delayed. From the time a mosquito bites a bird infected with WN viruses, it takes 1 to 2 weeks depending on temperatures and other environmental conditions for the virus to multiply in the mosquito vector (extrinsic incubation period); then it takes 3 to 14 days for the virus to multiply in the human host (intrinsic incubation period); it then takes several days from onset of disease to seeking medical care; then a few more days for a physician to order a confirmatory lab test and get the result back (one week from onset, if all goes well); then any where from a few days to a week or two to get the report to Department of Health Office of Public Health (LDH OPH). All in all, from the initial mosquito infection to the reporting of the infection it may take from 3 to 6 weeks. In summary, human data are too little too late to be of major use for mosquito control. To provide mosquito control program with data on location of human cases that may be of limited use for correlating infection rates in mosquitoes and human cases and of use to address public and media concern, general geographical location of cases and weeks of onset are provided to mosquito control who request the information. This information must remain strictly confidential. The LDH OPH Laboratory is a reference laboratory used for epidemiologic purposes. Its role in diagnosis of cases is limited since the great majority of physicians and hospitals use private laboratories for their diagnosis.

Arboviral Report Summary Presentation

Data from CDC Week 1-40 From: 01/01/2018-10/06/2018

| Disease | Mosquito Pools | Avian | Equine | Human | | | | | |
|---------|----------------|-------|--------|-------------------|---------|------------------|-------|-----------------------------|--------|
| | | | | Neuroinvasive NID | Fever F | Asymptomatic PRE | Total | Positive Blood Donors PVD ‡ | Deaths |
| CAL | | | | | | | | | |
| EEE | 1 | 0 | 6 | | | | | | |
| SLE | 17 | 0 | 0 | | | | | | |
| WEE | | | | | | | | | |
| WNV | 1063 | 98 | 5 | 52 | 24 | 11 | 87 | 12 | 4 |
| Total | 1081 | 98 | 11 | 52 | 24 | 11 | 87 | 12 | 4 |

CAL = California serogroup viruses (including La Crosse)
 EEE = Eastern Equine Encephalitis virus
 SLE = St. Louis Encephalitis virus
 WEE = Western Equine Encephalitis virus
 WNV = West Nile virus

* Avian includes any wild bird or sentinel chicken samples

‡ PVD are people who had no symptoms at the time of donating blood with a blood collection agency, but whose blood tested positive when screened for the presence of virus. If they become symptomatic and meet the case definition reporting criteria, they are counted as a case and are included in the appropriate disease category case tallies.

Data from CDC Week 1-40 From: 01/01/2017-10/07/2017

| Disease | Mosquito Pools | Avian | Equine | Human | | | | | |
|---------|----------------|-------|--------|-------------------|---------|------------------|-------|-----------------------------|--------|
| | | | | Neuroinvasive NID | Fever F | Asymptomatic PRE | Total | Positive Blood Donors PVD ‡ | Deaths |
| CAL | | | | | | | | | |
| EEE | | | 5 | | | | | | |
| SLE | | | | | | | | | |
| WEE | | | | | | | | | |
| WNV | 419 | 46 | 1 | 34 | 8 | 5 | 47 | 2 | 3 |
| Total | 419 | 46 | 6 | 34 | 8 | 5 | 47 | 2 | 3 |

Arbovirus by Parish

Data from CDC Week: 40 From: 01/01/2018-10/06/2018

| Parish | WNV | | | | | | | SLE | | | | EEE | | | | CAL |
|------------------|-------------|-----------|----------|-----------|-----------|-----------|-----------|-----------|----------|----------|----------|----------|----------|----------|----------|----------|
| | M | A | E | Human | | | | M | A | E | Human | M | A | E | Human | Human |
| | | | | NID | F | PRE | Total | | | | | | | | | |
| Acadia | 1 | | | | | | 0 | | | | | | | | | |
| Allen | 9 | | | | | | 0 | | | | | | | | | |
| Ascension | 117 | 0 | 1 | 4 | 5 | 2 | 11 | | | | | | 1 | | | |
| Assumption | 1 | | | | | | 0 | | | | | | | | | |
| Avoyelles | | | | 1 | | | 1 | | | | | | | | | |
| Beauregard | | | | | | | 0 | | | | | | | | | |
| Bossier | 26 | | | 0 | 2 | 0 | 2 | | | | | | | | | |
| Caddo | 27 | | | 4 | 2 | 3 | 9 | | | | | | | | | |
| Calcasieu | 3 | | | | | | 0 | 3 | | | | | | | | |
| Cameron | 1 | | | | | | 0 | | | | | | | | | |
| Claiborne | | | | 1 | | | 1 | | | | | | | | | |
| DeSoto | | | | 2 | 0 | 1 | 3 | | | | | | | | | |
| East Baton Rouge | 146 | 3 | 0 | 7 | 5 | 4 | 16 | | | | | | | | | |
| East Feliciana | | | | | | | 0 | | | | | | | | | |
| Evangeline | | | 1 | | | | 0 | | | | | | 1 | | | |
| Franklin | | | | | | | 0 | | | | | | | | | |
| Grant | | | | 1 | | | 1 | | | | | | | | | |
| Iberia | 31 | | | | | | 0 | | | | | | | | | |
| Iberville | | | | | | | 0 | | | | | | | | | |
| Jackson | | | | | | | 0 | | | | | | | | | |
| Jefferson | 39 | 59 | 0 | 2 | 0 | 0 | 2 | 6 | | | | | | | | |
| Jefferson Davis | | | | | | | 0 | | | | | | | | | |
| Lafayette | 14 | 0 | 1 | 1 | | | 1 | 1 | | | | | | | | |
| Lafourche | 6 | | | 3 | 0 | 0 | 3 | 2 | | | | | | | | |
| Lasalle | | | | | | | 0 | | | | | | | | | |
| Lincoln | 2 | | | | | | 0 | | | | | | | | | |
| Livingston | | | | 3 | 1 | 0 | 4 | | | | | | | | | |
| Morehouse | 1 | | | | | | 0 | | | | | | | | | |
| Natchitoches | | | | | | | 0 | | | | | | 2 | | | |
| Orleans | 101 | | | 2 | 1 | 0 | 3 | 1 | | | | | | | | |
| Ouachita | 59 | | | 5 | 3 | 0 | 8 | | | | | | | | | |
| Plaquemines | | | | | | | 0 | | | | | | | | | |
| Rapides | | | | 4 | 0 | 0 | 4 | | | | | | 1 | | | |
| St. Bernard | 4 | | | | | | 0 | | | | | | | | | |
| St. Charles | 30 | 31 | 0 | | | | 0 | | | | | | | | | |
| St. James | 6 | | | | | | 0 | | | | | | | | | |
| St. John | 67 | | | | | | 0 | | | | | | | | | |
| St. Landry | | | 1 | 1 | | | 1 | | | | | | | | | |
| St. Martin | 15 | 5 | 0 | 1 | | | 1 | | | | | | | | | |
| St. Mary | 3 | | | | | | 0 | | | | | | | | | |
| St. Tammany | 66 | | 1 | 7 | 3 | 0 | 10 | | | | | | | | | |
| Tangipahoa | 59 | | | 1 | | | 1 | | | | 1 | | 1 | | | |
| Terrebonne | 6 | | | 0 | 1 | 0 | 1 | 4 | | | | | | | | |
| Washington | | | | 1 | 0 | 1 | 2 | | | | | | | | | |
| West Baton Rouge | 223 | | | 1 | 1 | 0 | 2 | | | | | | | | | |
| West Feliciana | | | | | | | 0 | | | | | | | | | |
| Total | 1063 | 98 | 5 | 52 | 24 | 11 | 87 | 17 | 0 | 0 | 0 | 1 | 0 | 6 | 0 | 0 |

CAL = California serogroup viruses (including La Crosse)

EEE = Eastern Equine Encephalitis virus

SLE = St. Louis Encephalitis virus

WEE = Western Equine Encephalitis virus

WNV = West Nile virus

M = Mosquito

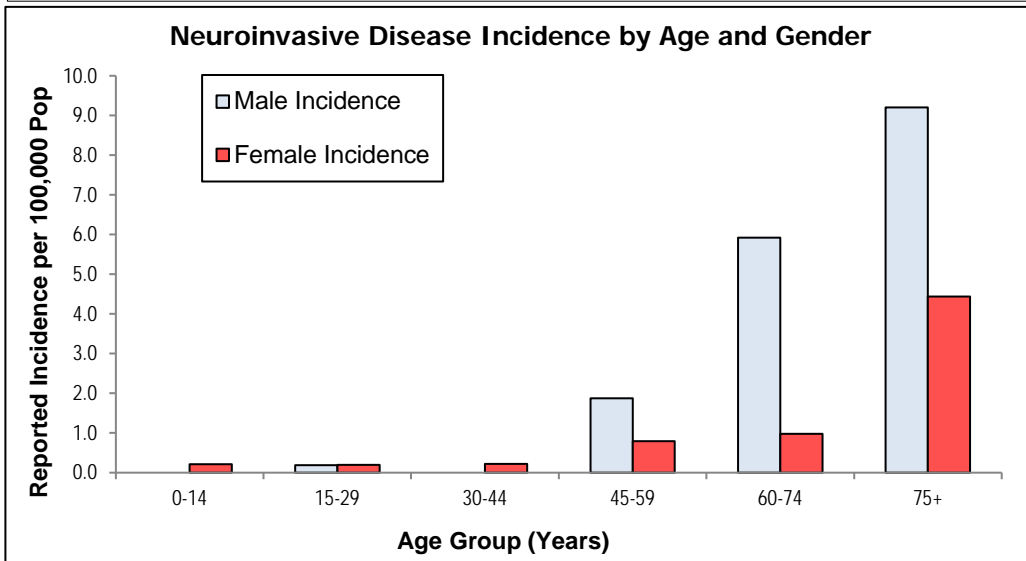
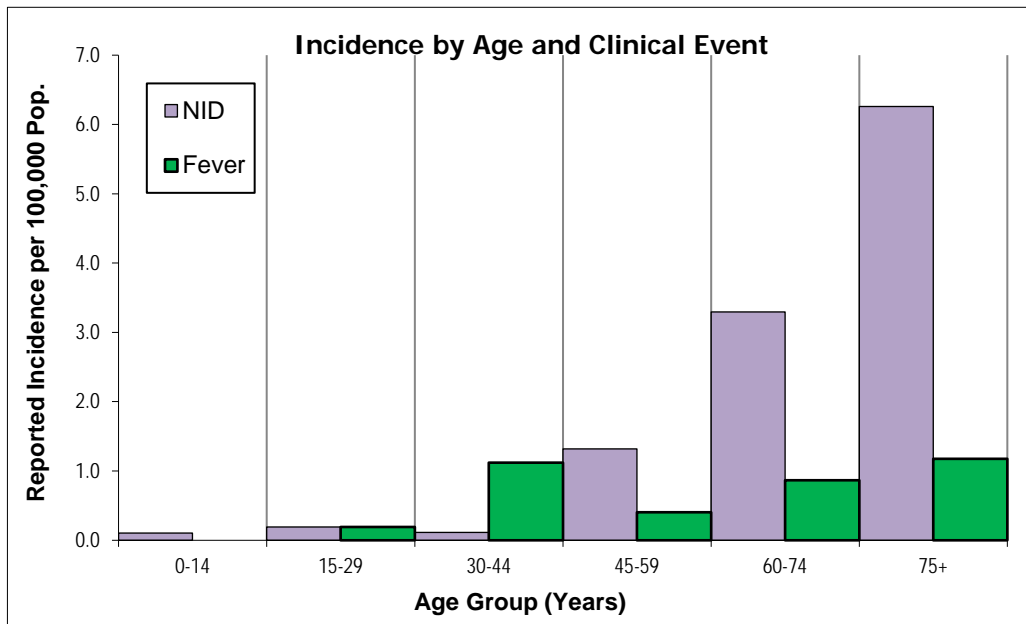
A = Avian

E = Equine

All human and equine case tallies are reported by the case's parish of residence, not the parish where the exposure occurred.

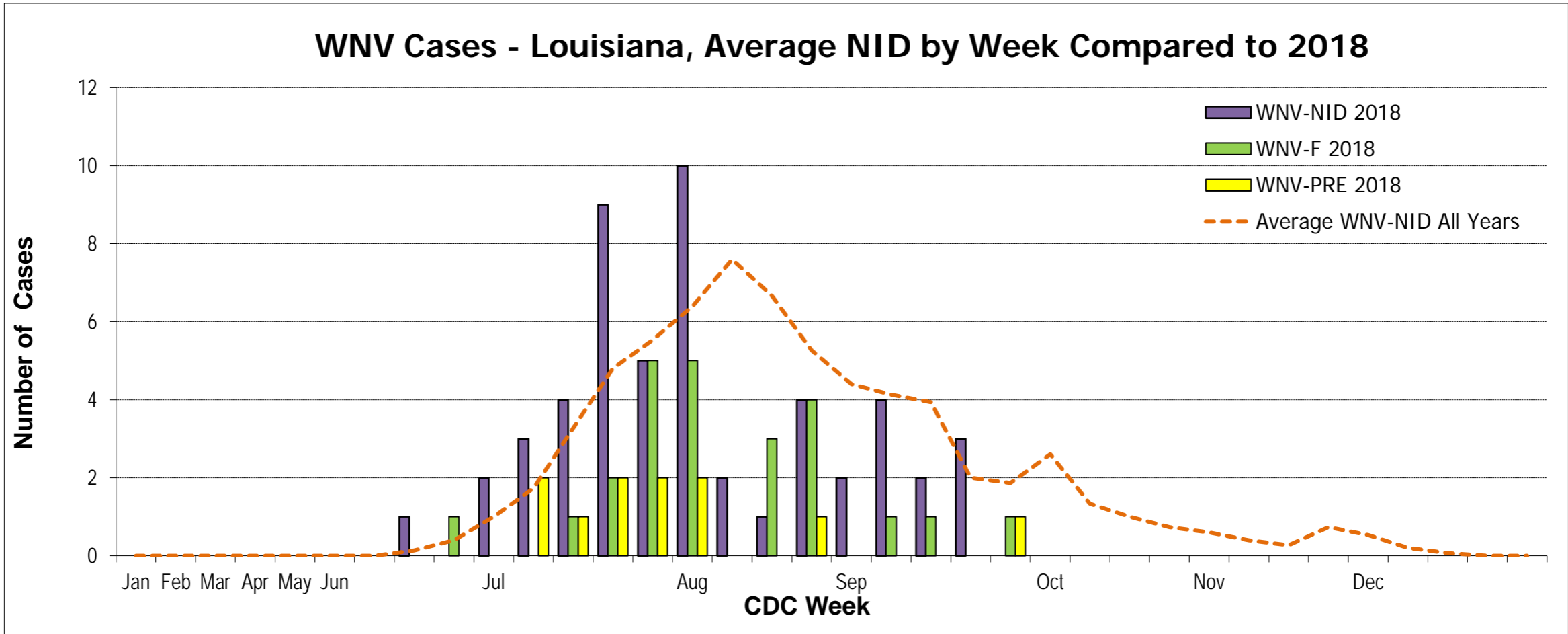
| Age Group | Clinical Classification | | | | | |
|--------------|-------------------------|------------|-------------|------------|-----------|--------|
| | NID Cases | Incidence | Fever Cases | Incidence | PRE Cases | Deaths |
| 0-14 | 1 | 0.1 | 0 | 0.0 | 0 | 4 |
| 15-29 | 2 | 0.2 | 2 | 0.2 | 2 | |
| 30-44 | 1 | 0.1 | 10 | 1.1 | 3 | |
| 45-59 | 13 | 1.3 | 4 | 0.4 | 3 | |
| 60-74 | 19 | 3.3 | 5 | 0.9 | 3 | |
| 75+ | 16 | 6.3 | 3 | 1.2 | 0 | |
| Undetermined | | | | | | |
| Total | 52 | 1.1 | 24 | 0.5 | 11 | |

| Age Group | Neuroinvasive Disease Cases by Gender | | | |
|--------------|---------------------------------------|-------------|-----------|-------------|
| | Male | M Incidence | Female | F Incidence |
| 0-14 | 0 | 0.0 | 1 | 0.2 |
| 15-29 | 1 | 0.2 | 1 | 0.2 |
| 30-44 | 0 | 0.0 | 1 | 0.2 |
| 45-59 | 9 | 1.9 | 4 | 0.8 |
| 60-74 | 16 | 5.9 | 3 | 1.0 |
| 75+ | 9 | 9.2 | 7 | 4.4 |
| Undetermined | | | | |
| Total | 35 | 1.5 | 17 | 0.7 |

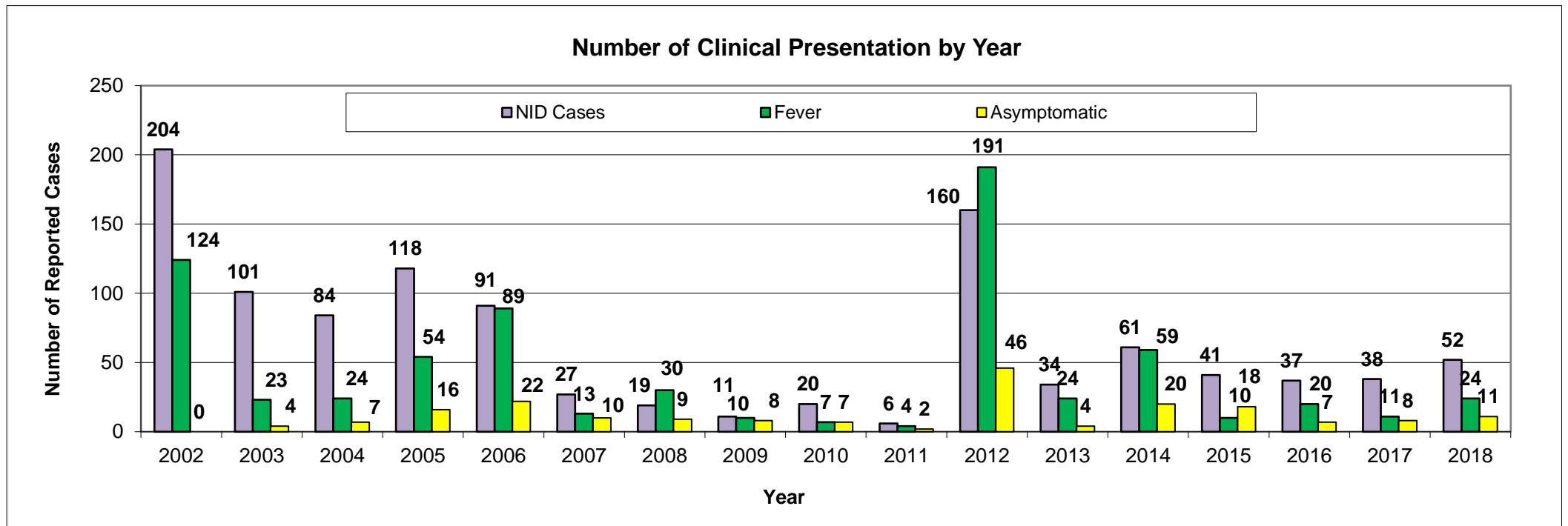


WNV Infections by Parish According to CDC Week

| | | CDC Week | | 1-4 | 5-8 | 9-12 | 13-17 | 18-21 | 22 | 23 | 24 | 25 | 26 | 27 | 28 | 29 | 30 | 31 | 32 | 33 | 34 | 35 | 36 | 37 | 38 | 39 | 40 | 41 | 42 | 43 | 44 | 45 | 46 | 47 | 48 | 49 | 50 | 51 | 52 | | | | | | | | | |
|--------|----------------------------------|-----------|-----|-----|-----|------|-------|-------|-----|-----|-----|-----|-----|-----|----|----|----|----|----|----|----|----|----|----|----|----|----|----|----|----|----|----|----|----|----|----|----|----|----|---|---|---|---|--|--|--|--|--|
| Region | Parish | Total | Jan | Feb | Mar | Apr | May | Jun | Jul | Aug | Sep | Oct | Nov | Dec | | | | | | | | | | | | | | | | | | | | | | | | | | | | | | | | | | |
| 1 | Jefferson | 2 | | | | | | | | | | | | | | | | | | | | | | | | | | | | | | | | | | | | | | | | | | | | | | |
| 2 | Orleans | 2 | | | | | | | | | | | | | | | | | | | | | | | | | | | | | | | | | | | | | | | | | | | | | | |
| 2 | Ascension | 4 | | | | | | | | | | | | | | | | | | | | | | | | | | | | | | | | | | | | | | | | | | | | | | |
| 2 | East Baton Rouge | 7 | | | | | | | | | | | | | | | | | | | | | | | | | | | | | | | | | | | | | | | | | | | | | | |
| 2 | West Baton Rouge | 1 | | | | | | | | | | | | | | | | | | | | | | | | | | | | | | | | | | | | | | | | | | | | | | |
| 3 | Lafourche | 3 | | | | | | | | | | | | | | | | | | | | | | | | | | | | | | | | | | | | | | | | | | | | | | |
| 4 | Lafayette | 1 | | | | | | | | | | | | | | | | | | | | | | | | | | | | | | | | | | | | | | | | | | | | | | |
| 4 | St. Landry | 1 | | | | | | | | | | | | | | | | | | | | | | | | | | | | | | | | | | | | | | | | | | | | | | |
| 4 | St. Martin | 1 | | | | | | | | | | | | | | | | | | | | | | | | | | | | | | | | | | | | | | | | | | | | | | |
| 5 | | 0 | | | | | | | | | | | | | | | | | | | | | | | | | | | | | | | | | | | | | | | | | | | | | | |
| 6 | Avoyelles | 1 | | | | | | | | | | | | | | | | | | | | | | | | | | | | | | | | | | | | | | | | | | | | | | |
| 6 | Grant | 1 | | | | | | | | | | | | | | | | | | | | | | | | | | | | | | | | | | | | | | | | | | | | | | |
| 6 | Rapides | 4 | | | | | | | | | | | | | | | | | | | | | | | | | | | | | | | | | | | | | | | | | | | | | | |
| 7 | Caddo | 4 | | | | | | | | | | | | | | | | | | | | | | | | | | | | | | | | | | | | | | | | | | | | | | |
| 7 | Claiborne | 1 | | | | | | | | | | | | | | | | | | | | | | | | | | | | | | | | | | | | | | | | | | | | | | |
| 7 | DeSoto | 2 | | | | | | | | | | | | | | | | | | | | | | | | | | | | | | | | | | | | | | | | | | | | | | |
| 8 | Ouachita | 5 | | | | | | | | | | | | | | | | | | | | | | | | | | | | | | | | | | | | | | | | | | | | | | |
| 9 | Livingston | 3 | | | | | | | | | | | | | | | | | | | | | | | | | | | | | | | | | | | | | | | | | | | | | | |
| 9 | St. Tammany | 7 | | | | | | | | | | | | | | | | | | | | | | | | | | | | | | | | | | | | | | | | | | | | | | |
| 9 | Tangipahoa | 1 | | | | | | | | | | | | | | | | | | | | | | | | | | | | | | | | | | | | | | | | | | | | | | |
| 9 | Washington | 1 | | | | | | | | | | | | | | | | | | | | | | | | | | | | | | | | | | | | | | | | | | | | | | |
| | WNV-NID 2018 | 52 | 0 | 0 | 0 | 0 | 0 | 0 | 0 | 0 | 1 | 0 | 2 | 3 | 4 | 9 | 5 | 10 | 2 | 1 | 4 | 2 | 4 | 2 | 3 | 0 | 0 | 0 | 0 | 0 | 0 | 0 | 0 | 0 | 0 | 0 | 0 | 0 | 0 | 0 | 0 | | | | | | | |
| | WNV-F 2018 | 24 | 0 | 0 | 0 | 0 | 0 | 0 | 0 | 0 | 0 | 1 | 0 | 0 | 1 | 2 | 5 | 5 | 0 | 3 | 4 | 0 | 1 | 1 | 0 | 1 | 0 | 0 | 0 | 0 | 0 | 0 | 0 | 0 | 0 | 0 | 0 | 0 | 0 | 0 | 0 | 0 | 0 | | | | | |
| | WNV-PRE 2018 | 11 | 0 | 0 | 0 | 0 | 0 | 0 | 0 | 0 | 0 | 0 | 0 | 2 | 1 | 2 | 2 | 2 | 0 | 0 | 1 | 0 | 0 | 0 | 0 | 1 | 0 | 0 | 0 | 0 | 0 | 0 | 0 | 0 | 0 | 0 | 0 | 0 | 0 | 0 | 0 | 0 | 0 | | | | | |
| | Average WNV-NID All Years | 68 | 0 | 0 | 0 | 0 | 0 | 0 | 0 | 0 | 0 | 0 | 1 | 2 | 3 | 5 | 6 | 6 | 8 | 7 | 5 | 4 | 4 | 4 | 2 | 2 | 3 | 1 | 1 | 1 | 1 | 0 | 0 | 1 | 1 | 0 | 0 | 0 | 0 | 0 | | | | | | | | |



| Total Human WNV Clinical Presentation by Year | | | | | | | | | | | | | | | | | | |
|---|------|------|------|------|------|------|------|------|------|------|------|------|------|------|------|------|------|-------|
| | 2002 | 2003 | 2004 | 2005 | 2006 | 2007 | 2008 | 2009 | 2010 | 2011 | 2012 | 2013 | 2014 | 2015 | 2016 | 2017 | 2018 | Total |
| NID Cases | 204 | 101 | 84 | 118 | 91 | 27 | 19 | 11 | 20 | 6 | 160 | 34 | 61 | 41 | 37 | 38 | 52 | 1104 |
| Fever | 124 | 23 | 24 | 54 | 89 | 13 | 30 | 10 | 7 | 4 | 191 | 24 | 59 | 10 | 20 | 11 | 24 | 717 |
| Asymptomatic | 0 | 4 | 7 | 16 | 22 | 10 | 9 | 8 | 7 | 2 | 46 | 4 | 20 | 18 | 7 | 8 | 11 | 199 |
| Proportion of NID | 0.62 | 0.81 | 0.78 | 0.69 | 0.51 | 0.68 | 0.39 | 0.52 | 0.74 | 0.60 | 0.46 | 0.59 | 0.51 | 0.80 | 0.65 | 0.78 | 0.68 | |
| Deaths | 24 | 7 | 7 | 11 | 9 | 2 | 1 | 0 | 0 | 0 | 21 | 4 | 12 | 5 | 2 | 4 | 4 | |
| Total Disease | 328 | 128 | 115 | 188 | 202 | 50 | 58 | 29 | 34 | 12 | 397 | 62 | 140 | 69 | 64 | 57 | 87 | |



NID by Week 2002-Present

| WNV-NID Cases by CDC Week by Year | | | | | | | | | | | | | | | | | | |
|-----------------------------------|------|------------|------------|-----------|------------|-----------|-----------|-----------|-----------|-----------|----------|------------|-----------|-----------|-----------|-----------|-----------|-----------|
| | Week | 2002 | 2003 | 2004 | 2005 | 2006 | 2007 | 2008 | 2009 | 2010 | 2011 | 2012 | 2013 | 2014 | 2015 | 2016 | 2017 | 2018 |
| Jan | 1 | | | | | | | | | | | | | | | | | |
| | 3 | | | | | | | | | | | | | | | | | |
| | 7 | | | | | | | | | | | | | | | | | |
| March | 10 | | | | | | | | | | | | | | | | | |
| | 13 | | | | | | | | | | | | | | | | 0 | |
| | 17 | | | | | | | | | | | | | | | | 1 | |
| May | 19 | | | | | | | | | | | | | | | | 0 | |
| | 20 | 0 | 0 | 0 | 0 | 0 | 0 | 0 | 0 | 0 | 0 | 0 | 0 | 0 | 0 | 0 | 0 | 0 |
| | 21 | 0 | 0 | 0 | 0 | 0 | 0 | 0 | 0 | 0 | 0 | 0 | 0 | 0 | 0 | 0 | 0 | 0 |
| June | 22 | 0 | 0 | 0 | 0 | 0 | 0 | 0 | 0 | 0 | 0 | 0 | 0 | 0 | 0 | 0 | 0 | 0 |
| | 23 | 0 | 0 | 0 | 0 | 0 | 0 | 0 | 0 | 0 | 0 | 0 | 0 | 0 | 0 | 0 | 0 | 0 |
| | 24 | 2 | 0 | 0 | 0 | 0 | 0 | 0 | 0 | 0 | 0 | 0 | 0 | 0 | 0 | 0 | 0 | 1 |
| | 25 | 2 | 2 | 0 | 0 | 0 | 0 | 0 | 1 | 0 | 0 | 1 | 0 | 0 | 0 | 0 | 0 | 0 |
| July | 26 | 11 | 0 | 0 | 0 | 1 | 0 | 0 | 1 | 0 | 0 | 1 | 0 | 0 | 1 | 0 | 0 | 2 |
| | 27 | 6 | 3 | 3 | 4 | 1 | 0 | 0 | 2 | 3 | 0 | 3 | 0 | 0 | 1 | 0 | 5 | 3 |
| | 28 | 9 | 5 | 2 | 5 | 4 | 0 | 0 | 0 | 0 | 1 | 15 | 1 | 3 | 2 | 2 | 0 | 4 |
| | 29 | 23 | 5 | 2 | 13 | 5 | 0 | 0 | 1 | 1 | 1 | 11 | 0 | 7 | 1 | 2 | 7 | 9 |
| August | 30 | 23 | 8 | 8 | 8 | 6 | 0 | 2 | 1 | 2 | 0 | 13 | 1 | 9 | 2 | 0 | 1 | 5 |
| | 31 | 21 | 10 | 5 | 21 | 7 | 1 | 1 | 0 | 0 | 0 | 17 | 3 | 3 | 5 | 2 | 1 | 10 |
| | 32 | 24 | 7 | 15 | 11 | 14 | 3 | 2 | 1 | 1 | 1 | 18 | 3 | 4 | 4 | 6 | 5 | 2 |
| | 33 | 21 | 8 | 7 | 9 | 13 | 2 | 1 | 2 | 1 | 0 | 16 | 7 | 9 | 4 | 0 | 2 | 1 |
| | 34 | 14 | 6 | 3 | 8 | 7 | 2 | 3 | 1 | 2 | 0 | 14 | 6 | 6 | 5 | 2 | 4 | 4 |
| September | 35 | 8 | 6 | 5 | 6 | 6 | 5 | 3 | 0 | 3 | 1 | 12 | 2 | 3 | 5 | 1 | 2 | 2 |
| | 36 | 13 | 4 | 5 | 8 | 9 | 3 | 2 | 0 | 1 | 1 | 4 | 2 | 8 | 1 | 1 | 0 | 4 |
| | 37 | 8 | 9 | 3 | 9 | 6 | 3 | 0 | 1 | 2 | 1 | 7 | 3 | 2 | 4 | 1 | 4 | 2 |
| | 38 | 6 | 4 | 4 | 2 | 3 | 1 | 0 | 0 | 1 | 0 | 4 | 0 | 4 | 0 | 1 | 1 | 3 |
| | 39 | 3 | 2 | 5 | 4 | 4 | 1 | 0 | 0 | 0 | 0 | 4 | 1 | 2 | 1 | 1 | 0 | 0 |
| October | 40 | 3 | 4 | 5 | 4 | 1 | 3 | 3 | 0 | 1 | 0 | 7 | 3 | 1 | 0 | 4 | 0 | 0 |
| | 41 | 3 | 2 | 4 | 3 | 1 | 0 | 0 | 0 | 0 | 0 | 2 | 1 | 0 | 0 | 4 | 0 | 0 |
| | 42 | 3 | 1 | 2 | 3 | 1 | 0 | 0 | 0 | 0 | 0 | 1 | 1 | 0 | 3 | 0 | 1 | 0 |
| | 43 | 0 | 2 | 0 | 0 | 0 | 3 | 0 | 0 | 0 | 0 | 3 | 0 | 0 | 1 | 2 | 2 | 0 |
| | 44 | 0 | 4 | 0 | 0 | 1 | 0 | 0 | 0 | 0 | 0 | 3 | 0 | 0 | 0 | 1 | 0 | 0 |
| November | 45 | 0 | 2 | 2 | 0 | 0 | 0 | 1 | 0 | 0 | 0 | 0 | 0 | 0 | 0 | 1 | 0 | 0 |
| | 46 | 0 | 1 | 1 | 0 | 0 | 0 | 0 | 0 | 0 | 0 | 1 | 0 | 0 | 0 | 1 | 0 | 0 |
| | 47 | 1 | 1 | 2 | 0 | 1 | 0 | 1 | 0 | 0 | 0 | 1 | 0 | 0 | 1 | 3 | 0 | 0 |
| | 48 | 0 | 2 | 1 | 0 | 0 | 0 | 0 | 0 | 2 | 0 | 1 | 0 | 0 | 0 | 2 | 1 | 0 |
| December | 49 | 0 | 3 | 0 | 0 | 0 | 0 | 0 | 0 | 0 | 0 | 0 | 0 | 0 | 0 | 0 | 0 | 0 |
| | 50 | 0 | 0 | 0 | 0 | 0 | 0 | 0 | 0 | 0 | 0 | 1 | 0 | 0 | 0 | 0 | 0 | 0 |
| | 51 | 0 | 0 | 0 | 0 | 0 | 0 | 0 | 0 | 0 | 0 | 0 | 0 | 0 | 0 | 0 | 0 | 0 |
| | 52 | 0 | 0 | 0 | 0 | 0 | 0 | 0 | 0 | 0 | 0 | 0 | 0 | 0 | 0 | 0 | 0 | 0 |
| NID Total | | 204 | 101 | 84 | 118 | 91 | 27 | 19 | 11 | 20 | 6 | 160 | 34 | 61 | 41 | 37 | 38 | 52 |

| Reg | Parish | NID 2018 | | Previously Reported NID Cases | | | | | | | | | | | | | | | |
|-----|------------------|----------|---|-------------------------------|----|----|----|----|----|----|----|----|----|----|----|----|----|----|----|
| | | Incid | # | 02 | 03 | 04 | 05 | 06 | 07 | 08 | 09 | 10 | 11 | 12 | 13 | 14 | 15 | 16 | 17 |
| 1 | Jefferson | 0.4 | 2 | 24 | 3 | 1 | 6 | 8 | 2 | 2 | 0 | 0 | 0 | 13 | 0 | 0 | 1 | 0 | 0 |
| 1 | Orleans | 0.4 | 2 | 10 | 2 | 1 | 6 | 12 | 2 | 2 | 0 | 0 | 0 | 11 | 0 | 0 | 1 | 0 | 0 |
| 1 | Plaquemines | 0.0 | | 0 | 0 | 0 | 0 | 0 | 0 | 0 | 0 | 0 | 0 | 0 | 0 | 0 | 0 | 0 | 0 |
| 1 | St Bernard | 0.0 | | 0 | 0 | 0 | 1 | 0 | 0 | 0 | 0 | 0 | 0 | 1 | 0 | 0 | 0 | 0 | 0 |
| 2 | Ascension | 5.2 | 4 | 6 | 2 | 1 | 3 | 10 | 0 | 0 | 0 | 2 | 0 | 3 | 0 | 4 | 2 | 0 | 0 |
| 2 | East Baton Rouge | 1.7 | 7 | 37 | 1 | 22 | 17 | 6 | 0 | 0 | 2 | 9 | 0 | 17 | 0 | 21 | 3 | 4 | 6 |
| 2 | East Feliciana | 0.0 | | 2 | 1 | 1 | 0 | 0 | 0 | 0 | 0 | 0 | 0 | 2 | 0 | 0 | 0 | 2 | 0 |
| 2 | Iberville | 0.0 | | 2 | 0 | 0 | 2 | 0 | 0 | 0 | 0 | 0 | 0 | 0 | 0 | 1 | 1 | 0 | 0 |
| 2 | Pointe Coupee | 0.0 | | 6 | 0 | 0 | 0 | 0 | 0 | 0 | 0 | 0 | 0 | 0 | 0 | 2 | 1 | 0 | 0 |
| 2 | West Baton Rouge | 4.6 | 1 | 2 | 0 | 1 | 2 | 1 | 0 | 0 | 0 | 0 | 0 | 0 | 0 | 0 | 0 | 0 | 0 |
| 2 | West Feliciana | 0.0 | | 0 | 0 | 0 | 0 | 0 | 0 | 1 | 0 | 0 | 0 | 1 | 0 | 0 | 0 | 1 | 0 |
| 3 | Assumption | 0.0 | | 0 | 1 | 0 | 0 | 1 | 0 | 0 | 0 | 0 | 0 | 0 | 0 | 0 | 0 | 1 | 1 |
| 3 | Lafourche | 3.3 | 3 | 0 | 2 | 0 | 1 | 1 | 0 | 0 | 0 | 0 | 0 | 1 | 0 | 4 | 1 | 0 | 0 |
| 3 | St Charles | 0.0 | | 0 | 0 | 0 | 0 | 0 | 0 | 0 | 0 | 0 | 0 | 1 | 0 | 1 | 0 | 0 | 0 |
| 3 | St James | 0.0 | | 2 | 0 | 0 | 0 | 0 | 0 | 0 | 0 | 0 | 0 | 0 | 0 | 0 | 0 | 0 | 0 |
| 3 | St John | 0.0 | | 2 | 0 | 0 | 0 | 0 | 1 | 0 | 0 | 0 | 0 | 0 | 0 | 0 | 0 | 0 | 0 |
| 3 | St Mary | 0.0 | | 0 | 1 | 0 | 0 | 0 | 0 | 0 | 0 | 0 | 0 | 0 | 0 | 0 | 0 | 0 | 0 |
| 3 | Terrebonne | 0.0 | | 0 | 3 | 0 | 0 | 0 | 0 | 0 | 0 | 0 | 0 | 1 | 0 | 1 | 0 | 0 | 0 |
| 4 | Acadia | 0.0 | | 0 | 0 | 0 | 1 | 0 | 0 | 0 | 0 | 0 | 0 | 1 | 0 | 0 | 0 | 0 | 0 |
| 4 | Evangeline | 0.0 | | 1 | 0 | 1 | 0 | 0 | 1 | 0 | 0 | 0 | 0 | 0 | 0 | 0 | 1 | 0 | 0 |
| 4 | Iberia | 0.0 | | 2 | 1 | 0 | 4 | 0 | 0 | 0 | 0 | 3 | 0 | 1 | 0 | 0 | 0 | 0 | 1 |
| 4 | Lafayette | 0.5 | 1 | 4 | 0 | 1 | 1 | 1 | 1 | 0 | 0 | 0 | 0 | 2 | 9 | 0 | 0 | 1 | 0 |
| 4 | St Landry | 1.1 | 1 | 1 | 0 | 3 | 0 | 0 | 0 | 0 | 0 | 0 | 0 | 0 | 0 | 2 | 0 | 0 | 0 |
| 4 | St Martin | 2.1 | 1 | 0 | 0 | 0 | 0 | 0 | 0 | 0 | 0 | 0 | 0 | 1 | 0 | 0 | 1 | 0 | 0 |
| 4 | Vermillion | 0.0 | | 0 | 0 | 0 | 0 | 1 | 0 | 0 | 0 | 2 | 0 | 0 | 0 | 0 | 0 | 0 | 0 |
| 5 | Allen | 0.0 | | 0 | 0 | 0 | 0 | 0 | 0 | 0 | 1 | 0 | 0 | 1 | 0 | 0 | 0 | 1 | 1 |
| 5 | Beauregard | 0.0 | | 0 | 0 | 1 | 1 | 0 | 1 | 0 | 0 | 1 | 0 | 1 | 0 | 0 | 0 | 1 | 0 |
| 5 | Calcasieu | 0.0 | | 8 | 1 | 3 | 2 | 5 | 0 | 1 | 0 | 0 | 2 | 8 | 1 | 0 | 0 | 5 | 0 |
| 5 | Cameron | 0.0 | | 0 | 0 | 0 | 0 | 0 | 0 | 0 | 0 | 0 | 0 | 0 | 0 | 0 | 0 | 0 | 0 |
| 5 | Jefferson Davis | 0.0 | | 0 | 1 | 1 | 0 | 0 | 0 | 0 | 0 | 0 | 0 | 0 | 0 | 0 | 3 | 0 | 0 |

| Reg | Parish | NID 2018 | | Previously Reported NID Cases | | | | | | | | | | | | | | | |
|-----|--------------|----------|----|-------------------------------|-----|----|-----|----|----|----|----|----|----|-----|----|----|----|----|----|
| | | Incid | # | 02 | 03 | 04 | 05 | 06 | 07 | 08 | 09 | 10 | 11 | 12 | 13 | 14 | 15 | 16 | 17 |
| 6 | Avoyelles | 2.4 | 1 | 2 | 0 | 0 | 0 | 1 | 1 | 1 | 0 | 0 | 0 | 1 | 0 | 0 | 1 | 0 | 0 |
| 6 | Catahoula | 0.0 | | 0 | 1 | 0 | 0 | 1 | 0 | 0 | 0 | 0 | 0 | 0 | 0 | 0 | 0 | 0 | 0 |
| 6 | Concordia | 0.0 | | 1 | 0 | 0 | 0 | 1 | 1 | 0 | 0 | 0 | 0 | 2 | 0 | 0 | 0 | 0 | 1 |
| 6 | Grant | 5.3 | 1 | 1 | 0 | 0 | 0 | 0 | 0 | 0 | 0 | 0 | 0 | 3 | 0 | 0 | 0 | 0 | 1 |
| 6 | Rapides | 3.2 | 4 | 14 | 2 | 8 | 7 | 7 | 2 | 0 | 1 | 0 | 0 | 11 | 4 | 0 | 8 | 2 | 7 |
| 6 | Lasalle | 0.0 | | 0 | 0 | 0 | 0 | 0 | 0 | 0 | 0 | 0 | 0 | 0 | 0 | 0 | 0 | 0 | 1 |
| 6 | Vernon | 0.0 | | 0 | 0 | 0 | 0 | 1 | 0 | 0 | 0 | 0 | 1 | 1 | 0 | 0 | 0 | 0 | 0 |
| 6 | Winn | 0.0 | | 1 | 0 | 0 | 1 | 0 | 0 | 0 | 0 | 0 | 0 | 1 | 0 | 0 | 0 | 0 | 0 |
| 7 | Bienville | 0.0 | | 0 | 0 | 0 | 0 | 0 | 0 | 0 | 0 | 0 | 0 | 1 | 0 | 0 | 0 | 0 | 0 |
| 7 | Bossier | 0.0 | | 3 | 8 | 9 | 6 | 2 | 0 | 0 | 0 | 0 | 0 | 6 | 0 | 2 | 1 | 1 | 2 |
| 7 | Caddo | 1.6 | 4 | 5 | 38 | 8 | 16 | 3 | 7 | 3 | 1 | 0 | 0 | 19 | 0 | 16 | 5 | 10 | 6 |
| 7 | Claiborne | 5.9 | 1 | 0 | 1 | 0 | 0 | 0 | 0 | 0 | 0 | 0 | 0 | 0 | 0 | 0 | 0 | 0 | 0 |
| 7 | DeSoto | 7.8 | 2 | 1 | 1 | 0 | 0 | 0 | 0 | 0 | 0 | 0 | 0 | 3 | 0 | 0 | 0 | 1 | 0 |
| 7 | Natchitoches | 0.0 | | 0 | 1 | 0 | 2 | 0 | 0 | 0 | 0 | 0 | 0 | 2 | 0 | 1 | 0 | 0 | 0 |
| 7 | Red River | 0.0 | | 1 | 0 | 0 | 0 | 0 | 0 | 0 | 0 | 0 | 1 | 0 | 0 | 0 | 0 | 0 | 0 |
| 7 | Sabine | 0.0 | | 0 | 0 | 0 | 0 | 0 | 1 | 0 | 0 | 0 | 0 | 0 | 0 | 0 | 0 | 0 | 0 |
| 7 | Webster | 0.0 | | 0 | 0 | 1 | 0 | 1 | 0 | 0 | 0 | 0 | 0 | 4 | 0 | 0 | 1 | 0 | 0 |
| 8 | Caldwell | 0.0 | | 0 | 0 | 1 | 0 | 0 | 0 | 0 | 0 | 0 | 0 | 1 | 3 | 0 | 0 | 0 | 0 |
| 8 | East Carroll | 0.0 | | 0 | 0 | 0 | 0 | 0 | 0 | 0 | 0 | 0 | 0 | 0 | 0 | 0 | 0 | 0 | 0 |
| 8 | Franklin | 0.0 | | 0 | 0 | 1 | 1 | 0 | 0 | 0 | 0 | 0 | 0 | 1 | 0 | 1 | 0 | 1 | 0 |
| 8 | Jackson | 0.0 | | 0 | 1 | 0 | 0 | 0 | 0 | 0 | 0 | 0 | 0 | 0 | 0 | 0 | 0 | 0 | 0 |
| 8 | Lincoln | 0.0 | | 0 | 2 | 0 | 1 | 0 | 0 | 1 | 0 | 0 | 0 | 1 | 0 | 0 | 0 | 0 | 2 |
| 8 | Madison | 0.0 | | 0 | 0 | 1 | 0 | 0 | 0 | 0 | 0 | 0 | 0 | 1 | 0 | 0 | 0 | 0 | 0 |
| 8 | Morehouse | 0.0 | | 0 | 2 | 2 | 1 | 0 | 1 | 0 | 0 | 0 | 0 | 1 | 0 | 0 | 0 | 0 | 2 |
| 8 | Ouachita | 3.4 | 5 | 6 | 2 | 5 | 15 | 3 | 1 | 1 | 0 | 0 | 0 | 3 | 14 | 2 | 6 | 3 | 1 |
| 8 | Richland | 0.0 | | 2 | 1 | 1 | 0 | 0 | 0 | 0 | 0 | 0 | 0 | 1 | 0 | 0 | 0 | 0 | 0 |
| 8 | Tensas | 0.0 | | 0 | 0 | 0 | 0 | 0 | 0 | 0 | 0 | 0 | 0 | 0 | 0 | 0 | 0 | 0 | 0 |
| 8 | Union | 0.0 | | 1 | 1 | 1 | 0 | 0 | 0 | 0 | 0 | 0 | 0 | 1 | 0 | 0 | 0 | 0 | 0 |
| 8 | West Carroll | 0.0 | | 0 | 2 | 2 | 0 | 0 | 1 | 0 | 0 | 0 | 0 | 0 | 0 | 0 | 0 | 0 | 0 |
| 9 | Livingston | 3.3 | 3 | 12 | 5 | 6 | 11 | 1 | 1 | 1 | 0 | 1 | 0 | 6 | 1 | 2 | 0 | 2 | 3 |
| 9 | St Helena | 0.0 | | 0 | 2 | 0 | 2 | 0 | 0 | 0 | 0 | 0 | 0 | 2 | 0 | 0 | 0 | 0 | 0 |
| 9 | St Tammany | 3.7 | 7 | 27 | 4 | 0 | 3 | 14 | 0 | 3 | 4 | 1 | 1 | 10 | 1 | 2 | 2 | 0 | 2 |
| 9 | Tangipahoa | 1.0 | 1 | 12 | 6 | 1 | 2 | 6 | 1 | 3 | 1 | 0 | 1 | 12 | 0 | 0 | 1 | 0 | 0 |
| 9 | Washington | 2.3 | 1 | 6 | 2 | 0 | 3 | 4 | 2 | 0 | 1 | 0 | 1 | 1 | 0 | 1 | 0 | 0 | 1 |
| | Total | 1.8 | 52 | 204 | 101 | 84 | 118 | 91 | 27 | 19 | 11 | 20 | 6 | 160 | 34 | 61 | 41 | 37 | 38 |

* parishes highlighted in grey have cases each year

Imported Arboviral Summary 2018

| Parish | CHIKV | DENV | ZIKV ¹ | Total |
|------------------------|----------|----------|-------------------|----------|
| Caddo | | 1 | | 1 |
| Orleans | 1 | | | 1 |
| St. Tammany | | 1 | | 1 |
| Statewide Total | 1 | 2 | 0 | 3 |

| Countries of Travel ² | | |
|----------------------------------|-----------|-------------------|
| CHIKV | DENV | ZIKV ¹ |
| Tanzania | | |
| | Guatemala | |
| | Sri Lanka | |

Imported Arboviral Summary 2017

| Parish | CHIKV | DENV | ZIKV ¹ | Total |
|------------------------|----------|----------|-------------------|----------|
| Jefferson | 3 | | 1 | 4 |
| St. Tammany | | 1 | | 1 |
| Statewide Total | 3 | 1 | 1 | 5 |

| Countries of Travel | | |
|---------------------|-------|-------------------|
| CHIKV | DENV | ZIKV ¹ |
| India | India | USVI |

Imported Arboviral Summary 2016

| Parish | CHIKV | DENV | ZIKV ¹ | Total |
|------------------------|----------|----------|-------------------|-----------|
| Ascension | | | 1 | 1 |
| Bienville | | | 1 | 1 |
| Bossier | 1 | | | 1 |
| Caddo | | 1 | 1 | 2 |
| East Baton Rouge | | | 2 | 2 |
| Jefferson | | 1 | 5 | 6 |
| Lafayette | | 1 | 1 | 2 |
| Livingston | | | 2 | 2 |
| Orleans | | 2 | 16 | 18 |
| Ouachita | | | 1 | 1 |
| St. Charles | | | 1 | 1 |
| St. James | | | 1 | 1 |
| St. Landry | | | 4 | 4 |
| St. Tammany | | 1 | 2 | 3 |
| Statewide Total | 1 | 6 | 38 | 45 |

| Countries of Travel | | |
|---------------------|-------------|--------------------|
| CHIKV | DENV | ZIKV ¹ |
| Costa Rica | Bolivia | Belize |
| | Guatemala | Colombia |
| | Indonesia | Costa Rica |
| | Mexico | Dominican Republic |
| | Nigeria | El Salvador |
| | Philippines | Grenada |
| | | Guatemala |
| | | Haiti |
| | | Honduras |
| | | Jamaica |
| | | Mexico |
| | | Nicaragua |
| | | Puerto Rico |
| | | Saint Lucia |
| | | Trinidad |
| | | USVI |
| | | Venezuela |

¹Zika disease cases that had complaints of fever, rash, arthralgia, conjunctivitis, GBS or a birth defect

²For a comprehensive list of countries with active transmission of a specific arbovirus, please visit <https://wwwnc.cdc.gov/travel/>

| CDC Week | Week Starting | Week Ending |
|----------|---------------|-------------|
| 01 | 12/31/2017 | 1/6/2018 |
| 02 | 1/7/2018 | 1/13/2018 |
| 03 | 1/14/2018 | 1/20/2018 |
| 04 | 1/21/2018 | 1/27/2018 |
| 05 | 1/28/2018 | 2/3/2018 |
| 06 | 2/4/2018 | 2/10/2018 |
| 07 | 2/11/2018 | 2/17/2018 |
| 08 | 2/18/2018 | 2/24/2018 |
| 09 | 2/25/2018 | 3/3/2018 |
| 10 | 3/4/2018 | 3/10/2018 |
| 11 | 3/11/2018 | 3/17/2018 |
| 12 | 3/18/2018 | 3/24/2018 |
| 13 | 3/25/2018 | 3/31/2018 |
| 14 | 4/1/2018 | 4/7/2018 |
| 15 | 4/8/2018 | 4/14/2018 |
| 16 | 4/15/2018 | 4/21/2018 |
| 17 | 4/22/2018 | 4/28/2018 |
| 18 | 4/29/2018 | 5/5/2018 |
| 19 | 5/6/2018 | 5/12/2018 |
| 20 | 5/13/2018 | 5/19/2018 |
| 21 | 5/20/2018 | 5/26/2018 |
| 22 | 5/27/2018 | 6/2/2018 |
| 23 | 6/3/2018 | 6/9/2018 |
| 24 | 6/10/2018 | 6/16/2018 |
| 25 | 6/17/2018 | 6/23/2018 |
| 26 | 6/24/2018 | 6/30/2018 |
| 27 | 7/1/2018 | 7/7/2018 |
| 28 | 7/8/2018 | 7/14/2018 |
| 29 | 7/15/2018 | 7/21/2018 |
| 30 | 7/22/2018 | 7/28/2018 |
| 31 | 7/29/2018 | 8/4/2018 |
| 32 | 8/5/2018 | 8/11/2018 |
| 33 | 8/12/2018 | 8/18/2018 |
| 34 | 8/19/2018 | 8/25/2018 |
| 35 | 8/26/2018 | 9/1/2018 |
| 36 | 9/2/2018 | 9/8/2018 |
| 37 | 9/9/2018 | 9/15/2018 |
| 38 | 9/16/2018 | 9/22/2018 |
| 39 | 9/23/2018 | 9/29/2018 |
| 40 | 9/30/2018 | 10/6/2018 |
| 41 | 10/7/2018 | 10/13/2018 |
| 42 | 10/14/2018 | 10/20/2018 |
| 43 | 10/21/2018 | 10/27/2018 |
| 44 | 10/28/2018 | 11/3/2018 |
| 45 | 11/4/2018 | 11/10/2018 |
| 46 | 11/11/2018 | 11/17/2018 |
| 47 | 11/18/2018 | 11/24/2018 |
| 48 | 11/25/2018 | 12/1/2018 |
| 49 | 12/2/2018 | 12/8/2018 |
| 50 | 12/9/2018 | 12/15/2018 |
| 51 | 12/16/2018 | 12/22/2018 |
| 52 | 12/23/2018 | 12/29/2018 |