



## Louisiana Arbovirus Surveillance Summary 2022

CDC Week 42

From January 1 - October 22, 2022

Contact Infectious Disease Epidemiology Section at:

(504) 568-8313

sean.simonson@la.gov or emma.ortega@la.gov

This report presents currently available information about arboviral diseases in Louisiana. Cases of human infection and instances of positive mosquito testing can be used to understand the burden, risk, timing, and geographic distribution of arboviral diseases in the state.

Arboviral diseases can be divided into two main categories: imported and endemic. **Imported arboviral diseases** are instances where individuals test positive for an infection after travelling to another country. These diseases are not typically transmitted within Louisiana and are not circulating in local mosquito populations. The imported arboviral diseases included in this report are chikungunya, dengue, and Zika. **Endemic arboviral diseases** are infections which occur in Louisiana, such as Eastern Equine Encephalitis, St. Louis Encephalitis, and West Nile Virus. West Nile (WN) is the most common arboviral disease in the state and has been actively transmitted since it was first detected in 2002.

Laboratories and health care providers report cases of arboviral diseases to the Office of Public Health under the State Sanitary Code. However, not all cases are able to be detected. Between 80-90% of all WN cases are asymptomatic, meaning these individuals would not seek testing. Occasionally these asymptomatic cases are detected through blood donation testing (**PVD**). Many symptomatic cases can be mild to moderate flu-like illnesses (**West Nile Fever**), and might not seek medical care or be tested. Only a small fraction of cases develop neuroinvasive disease (**NID**), which includes meningitis and encephalitis. People ages 65 and older are at higher risk for NID. Due to the severe nature of these cases, they are consistently detected and reported.

Since such a small percentage of human infections are detected, it is also important to monitor mosquito populations. Every year 20,000-50,000 mosquito pools (aggregate samples of 50+ mosquitoes from the same sample site) from approximately 30 parishes are submitted for testing. These mosquitoes are tested for endemic viruses in order to detect when and where viruses are transmitted.

**Table 1. 2022 Arbovirus Activity, Louisiana, Week 42**

Arbovirus	Mosquito	Avian	Equine	Human			
				NID	F	Deaths	PVD
California Serogroup							
Chikungunya					1		
Dengue					3		
Eastern Equine Encephalitis	5		6				
St. Louis Encephalitis	4						
West Nile	1015	11	3	37	6	6	5
Zika							
<b>Total</b>	<b>1024</b>	<b>11</b>	<b>9</b>	<b>37</b>	<b>10</b>	<b>6</b>	<b>5</b>

NID - neuroinvasive disease F - fever PVD - presumptive viremic donor

**Table 2. Imported Arbovirus Activity by Parish<sup>†</sup>, Week 42**

Parish	CHIKV	DENV	ZIKV	
	H	H	H	
			F	PVD
<b>Region 1</b>	1	3	0	0
<b>Total</b>	<b>1</b>	<b>3</b>	<b>0</b>	<b>0</b>

H - human M - mosquito

F - fever PVD - presumptive viremic donor

CHIKV - Chikungunya virus DENV - Dengue virus ZIKV - Zika virus

\*Further testing ruled out a previously reported chikungunya case

Table 3. Endemic Arbovirus Activity by Parish, Week 42

Parish	CAL	EEEV				SLEV				WNV			H		
	H	M	A	E	H	M	A	E	H	M	A	E	NID	F	PVD
	Allen				1						2				
Ascension				1						44					
Assumption										2					
Bossier										1					
Caddo										20					
Calcasieu										13					
Cameron										2					
East Baton Rouge						1				43					
Iberia						2				18					
Jefferson										15		1			
Jefferson Davis										2					
Lafayette										10					
Lafourche				1						5					
Livingston				1								1			
Orleans										49					
Ouachita										170					
Pointe Coupee										4					
St. Bernard										7					
St. Charles										12					
St. James		1								4					
St. John the Baptist										9					
St. Martin				1		1				52					
St. Mary		1								10					
St. Tammany		2								136	11				
Tangipahoa		1								325					
Terrebonne										4					
Vermilion												1			
West Baton Rouge				1						56					
LDH Region 1*													1		2
LDH Region 2*													4	2	
LDH Region 3*													1		
LDH Region 4*													1		
LDH Region 5*															
LDH Region 6*													2	1	
LDH Region 7*													6	1	1
LDH Region 8*													4		
LDH Region 9*													18	2	2
<b>Total</b>	<b>0</b>	<b>5</b>	<b>0</b>	<b>6</b>	<b>0</b>	<b>4</b>	<b>0</b>	<b>0</b>	<b>0</b>	<b>1015</b>	<b>11</b>	<b>3</b>	<b>37</b>	<b>6</b>	<b>5</b>

A - avian E - equine H - human M - mosquito

NID - neuroinvasive disease F - fever PVD - presumptive viremic donor

CAL - California serogroup viruses EEEV - Eastern Equine Encephalitis virus SLEV - St. Louis Encephalitis virus WNV - West Nile virus

\* Human cases are reported by LDH Region. Please see Regional Map on next page for reference

Note: Not all parishes collect and test mosquito pools for virus activity. The information provided in this report should be used to infer statewide and regional trends and activity of virus transmission. If a parish is not included on this report, that does not mean that arbovirus transmission is not occurring in that area.

Figure 2. WNV-Positive Humans Reported in Louisiana, by MMWR Week of Onset 2020-2022, Week 42

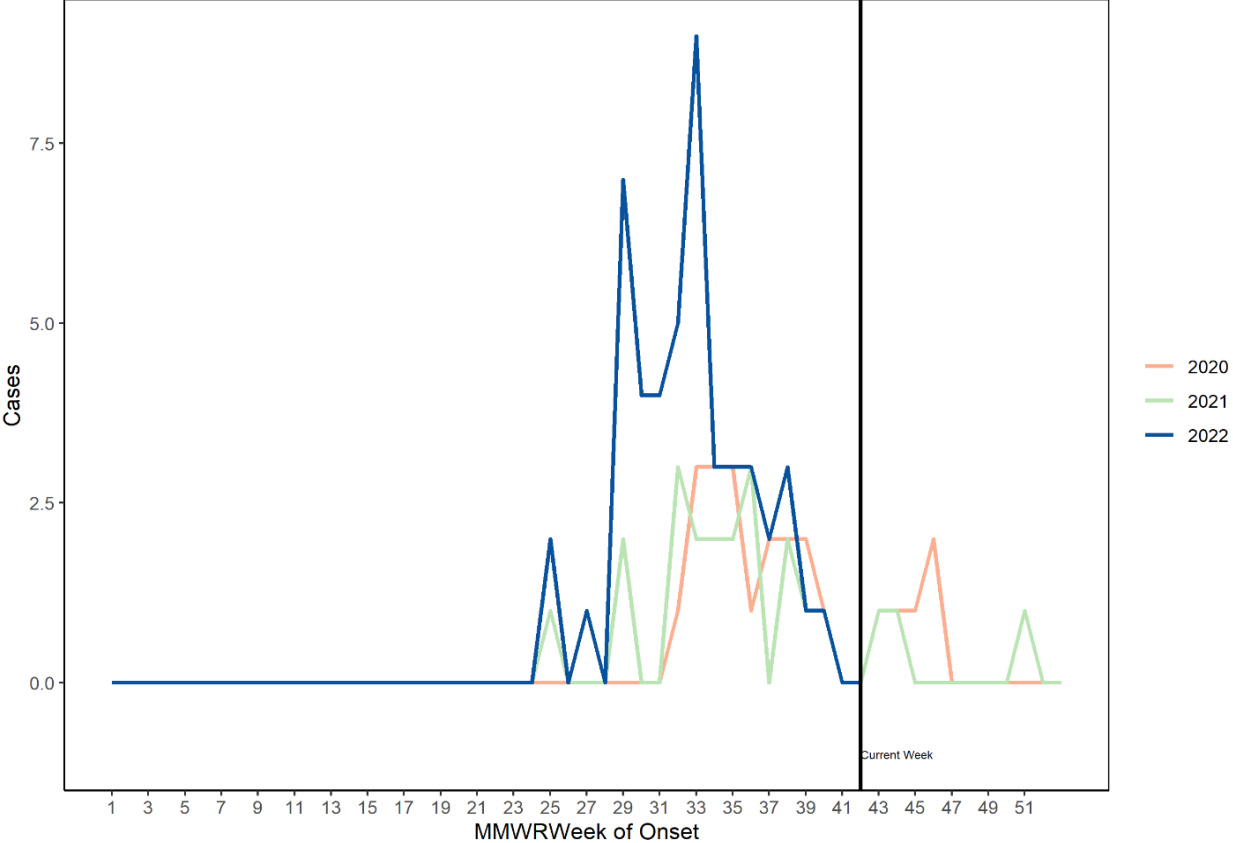


Figure 1. LDH Regional Map

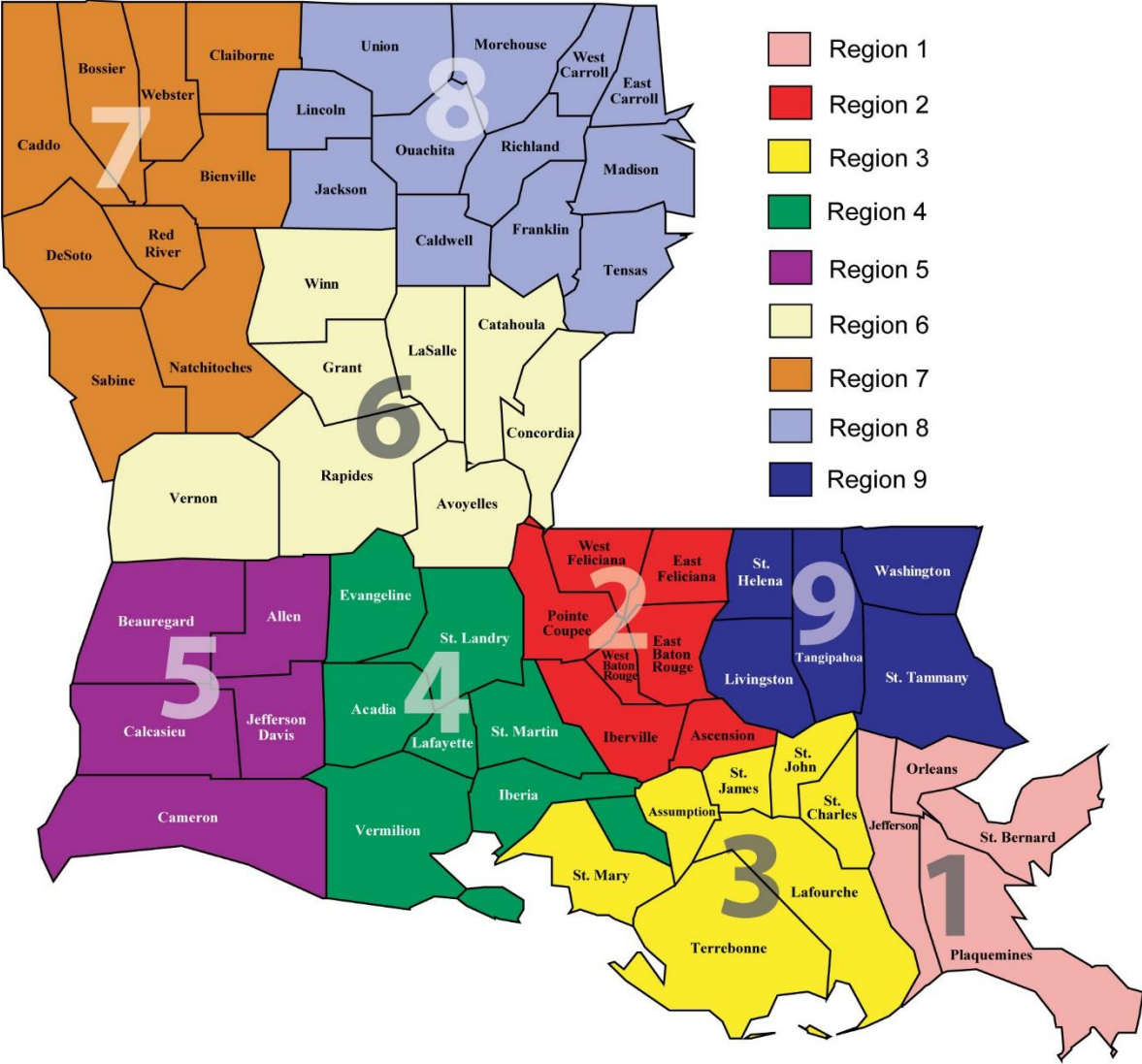
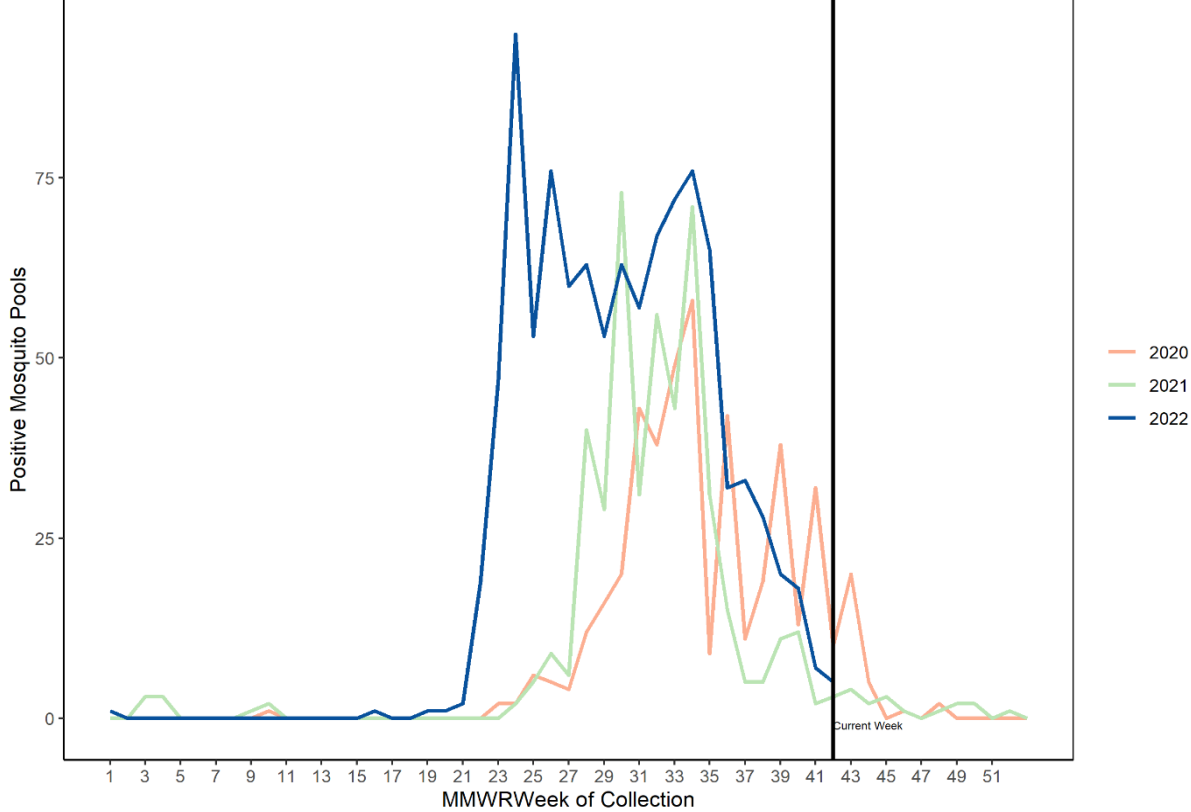


Figure 3. WNV-Positive Mosquito Pools Reported in Louisiana, by MMWR Week of Collection, 2020-2022, Week 42



\*Mosquito pools are reported by date of collection, testing data for the most recent week may not be complete at the time of report.







