

# Louisiana Arbovirus Surveillance Summary 2011

CDC Week 33

From: 01/01/2011-08/20/2011

Contact- Christine Scott-Waldron, MSPH phone: 504-568-8301 or email: christine.scott-waldron@la.gov

## Table of Contents

Topic:	Page Number:
Report Summary	1
WNV Human Clinical Picture: Aggregate Report by Disease Type, Age Group and Gender	2
WNV-NID, Fever and Asymptomatic Infections in Louisiana by Parish According to CDC Week (with EpiCui	3
WNV-NID by Parish from 2002-Present (parishes highlighted in grey have cases each year)	4
WNV-NID Cases by CDC Week for Each Year from 2002-Present	5
Proportion of Human Clinical Presentations by Year from 2002-Present	5
Arboviral Horse Infections in Louisiana by Parish According to CDC Week (with EpiCurve)	6
CDC Weeks (Week Starting-Week Ending)	7

## Report Summary

**The goal of the surveillance** for West Nile Infections in Humans is to describe the disease burden of the West Nile infection on the human population. Only West Nile Neuro-invasive diseases (encephalitis or meningitis) get reliably reported. For every NID case there are about 10 cases of Fever and about 90 completely asymptomatic infections. Only one percent of the WN-Fever and asymptomatic cases are reported. Although we show the number of cases of all WN infections, it is important to remember that only WN-NID cases are useful for monitoring disease burden and trends in WN in humans.

**Humans:** As of this report, 4 human WNV infections have been identified. There are 2 asymptomatic cases, 3 identified through screening of blood donors. Of the 2 WNV cases with symptoms, 0 are classified as WNV neuroinvasive disease (NID) cases, the most severe presentation of the disease, and 2 are classified as WNV fever cases, the WNV-related mild, febrile illness. There has been 0 WNV fatalities to date in Louisiana.

There have been 0 cases of California group Encephalitis, most likely LaCrosse Encephalitis, 0 cases of Eastern Equine Encephalitis and 0 cases of St. Louis Encephalitis reported. These infections are not considered outbreaks since sporadic cases of these arboviruses often occur from year to year in the state.

**Horses:** There has been 0 confirmed cases of equine WNV and 2 confirmed cases of EEE in Louisiana this year.

**Sentinel Chickens:** Have been used in the past as a statewide early warning system to detect arbovirus transmission. These chickens in secure cages were strategically placed and bled regularly. Serologic tests performed on the sentinel chickens provided information of current and local transmission of many arboviruses. However, experience shows that this was not very effective in providing information about local transmission.

**Dead Birds:** Are no longer collected statewide because testing of dead birds does not provide information on where and when the bird was infected or of local transmission. Dead birds can only indicate that the bird died at a particular location of an arbovirus endemic to Louisiana. Persons who encounter dead birds in Louisiana can contact their local parish health unit or mosquito control program.

**Mosquito Pools:** This is the most effective surveillance system to monitor arboviral transmission. Arboviruses are detected through nucleic acid testing of pools of fifty or more mosquitoes of the same species. A positive mosquito pool is an indicator of recent transmission, between mosquitoes and birds, horses or humans. There have been over 15700 mosquito pools submitted for testing. 0 SLE positive pools and 194 WNV positive pools have been found in over 12 parishes.

### West Nile Virus (WNV) Clinical Presentation

Neuroinvasive Disease	NID	0
Fever	F	2
Asymptomatic Present Infections	PRE	2
Positive Blood Donors	PVD	3

### Eastern Equine Encephalitis (EEE) Case

CDC Week Onset	Parish	Age	Gender

### LaCrosse (CAL) Cases

CDC Week Onset	Parish	Age	Gender

### St. Louis Encephalitis and Fever (SLE) Cases

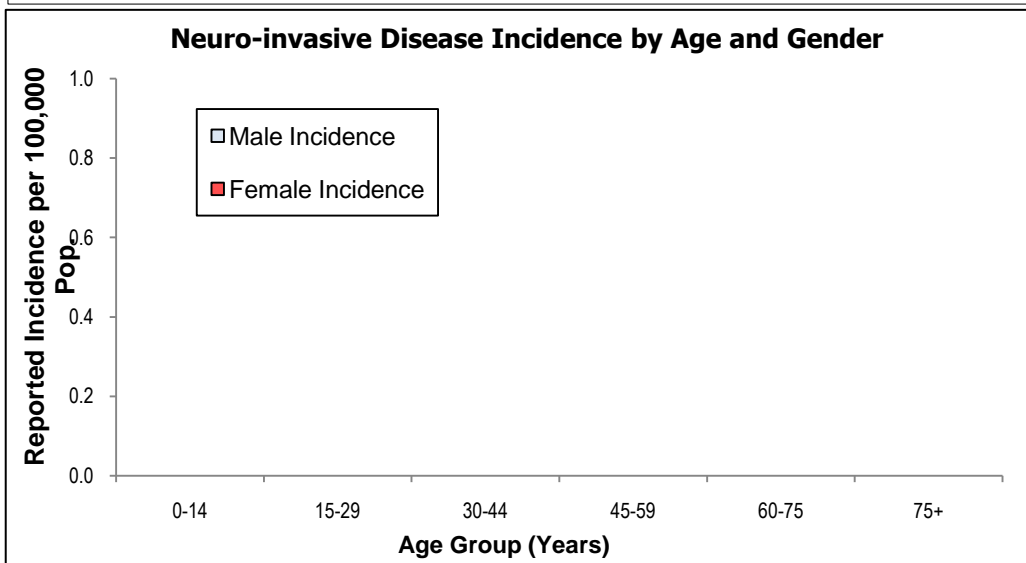
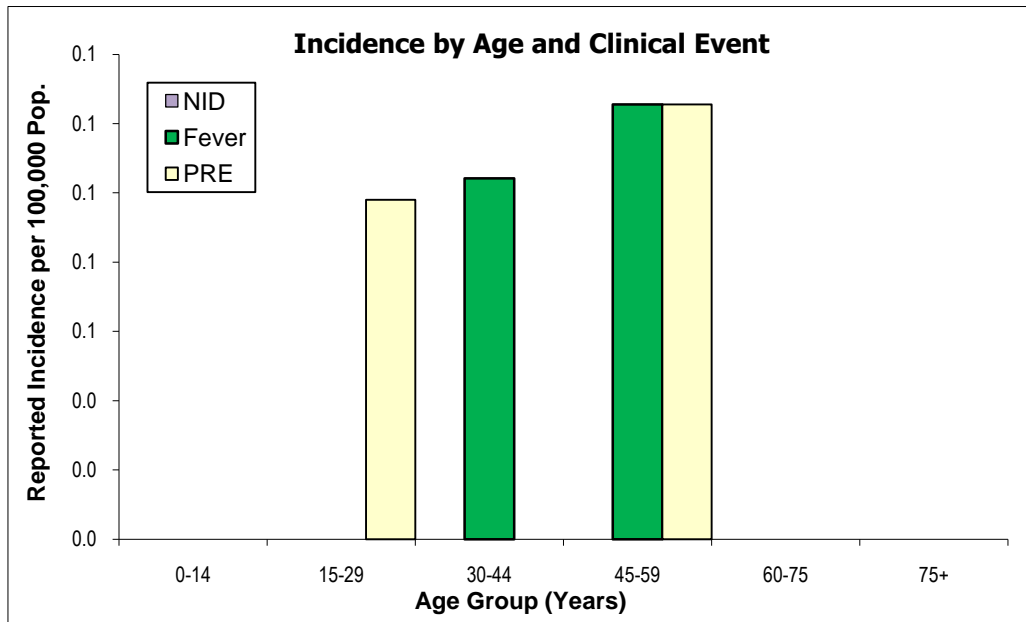
CDC Week Onset	Parish	Age	Gender

**Limitations:** Human data have very limited usefulness for mosquito control purposes. Only 2% of all WN infections are reported (because most WN infections are asymptomatic or WN fever cases do not get medical care, they never get diagnosed nor are reported). The reporting of those cases is delayed. From the time a mosquito bites a bird infected with WN viruses, it takes 1 to 2 weeks depending on temperatures and other environmental conditions for the virus to multiply in the mosquito vector (extrinsic incubation period), then it takes 3 to 14 days for the virus to multiply in the human host (intrinsic incubation period) then it takes several days from onset of disease to seeking medical care and a few more days for a physician to order a confirmatory lab test and get the result back (one week from onset, if all goes well) then any where from a few days to a week or two to get the report to OPH. All in all, from the initial mosquito infection to the reporting of the infection it may take from 3 to 6 weeks. In summary, human data are too little too late to be of major use for mosquito control. To provide mosquito control program with data on location of human cases that may be of limited use for correlating infection rates in mosquitoes and human cases and of use to address public and media concern, general geographical location of cases and weeks of onset are provided to mosquito control who request the information. This information must remain strictly confidential. The OPH Laboratory is a reference laboratory used for epidemiologic purposes. Its role in diagnosis of cases is limited since the great majority of physicians and hospitals use private laboratories for their diagnosis.

# WNV Human Clinical Presentation

Age Group	Clinical Classification					
	NID Cases	Incidence	Fever Cases	Incidence	PRE Cases	Deaths
0-14	0	0.0	0	0.0	0	0
15-29	0	0.0	0	0.0	1	
30-44	0	0.0	1	0.1	0	
45-59	0	0.0	1	0.1	1	
60-75	0	0.0	0	0.0	0	
75+	0	0.0	0	0.0	0	
Undetermined	0	0.0	0	0.0	0	
<b>Total</b>	<b>0</b>	<b>0.0</b>	<b>2</b>	<b>0.0</b>	<b>2</b>	<b>0</b>

Age Group	Neuroinvasive Disease Cases by Gender			
	Male	M Incidence	Female	F Incidence
0-14	0	0.0	0	0.0
15-29	0	0.0	0	0.0
30-44	0	0.0	0	0.0
45-59	0	0.0	0	0.0
60-75	0	0.0	0	0.0
75+	0	0.0	0	0.0
Undetermined	0	0.0	0	0.0
<b>Total</b>	<b>0</b>	<b>0.0</b>	<b>0</b>	<b>0.0</b>

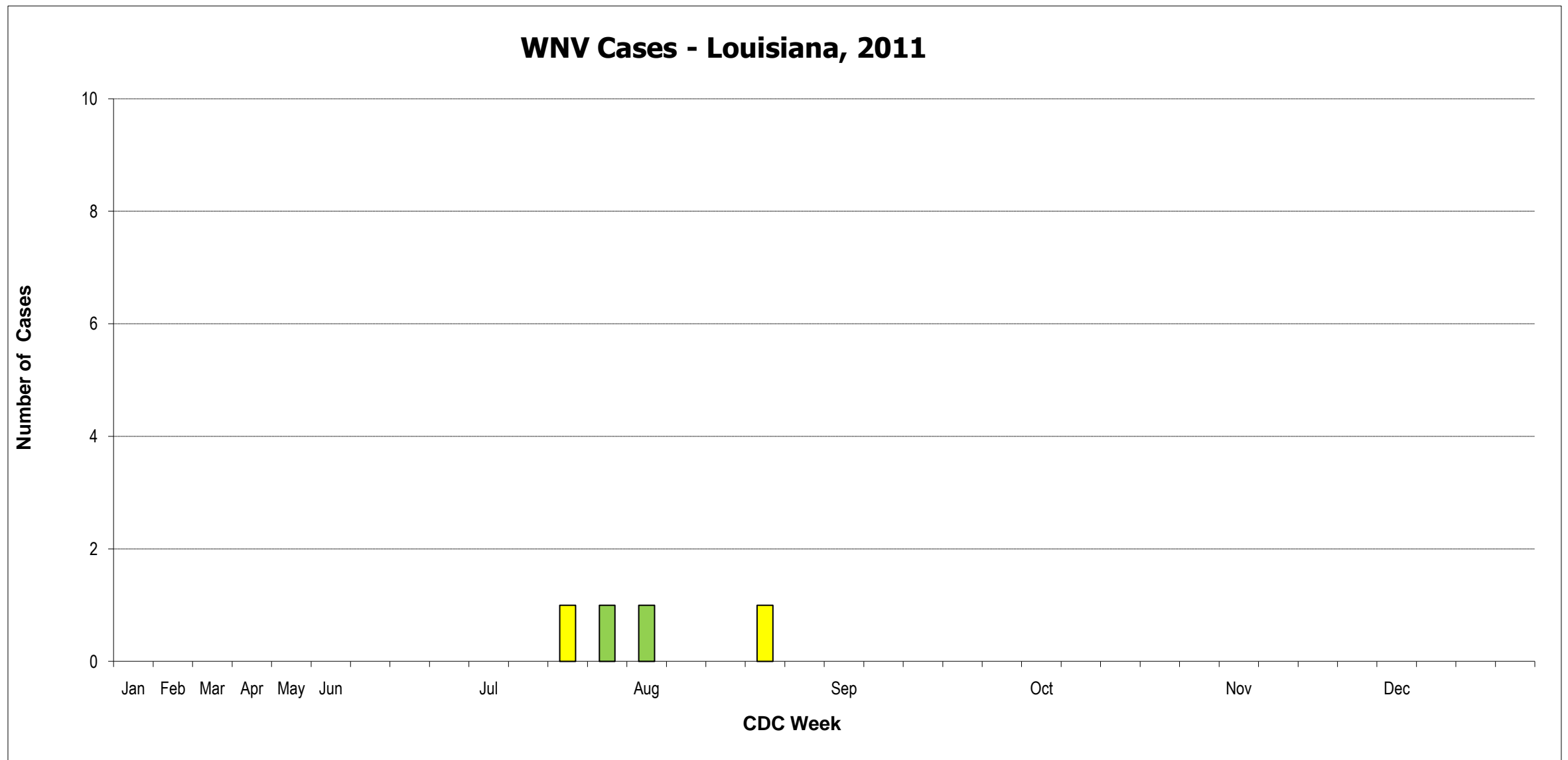


# WNV-NID Infections by Parish According to CDC Week

		CDC Week	1-5	6-9	10-13	14-17	18-21	22	23	24	25	26	27	28	29	30	31	32	33	34	35	36	37	38	39	40	41	42	43	44	45	46	47	48	49	50	51	52	
Region	Parish	Total	Jan	Feb	Mar	Apr	May	Jun	Jul	Aug	Sep	Oct	Nov	Dec																									
1		0																																					
2		0																																					
3		0																																					
4		0																																					
5		0																																					
6		0																																					
7		0																																					
8		0																																					
9		0																																					
<b>WNV-NID Total</b>		<b>0</b>	<b>0</b>	<b>0</b>	<b>0</b>	<b>0</b>	<b>0</b>	<b>0</b>	<b>0</b>	<b>0</b>	<b>0</b>	<b>0</b>	<b>0</b>	<b>0</b>	<b>0</b>	<b>0</b>	<b>0</b>	<b>0</b>	<b>0</b>	<b>0</b>	<b>0</b>	<b>0</b>	<b>0</b>	<b>0</b>	<b>0</b>	<b>0</b>	<b>0</b>	<b>0</b>	<b>0</b>	<b>0</b>	<b>0</b>	<b>0</b>	<b>0</b>	<b>0</b>	<b>0</b>	<b>0</b>	<b>0</b>	<b>0</b>	

2	East Baton Rouge	0																																			
2	West Baton Rouge	0																																			
9	Livingston	2																																			
<b>WNV-F Total</b>		<b>2</b>	<b>0</b>	<b>0</b>	<b>0</b>	<b>0</b>	<b>0</b>	<b>0</b>	<b>0</b>	<b>0</b>	<b>0</b>	<b>0</b>	<b>0</b>	<b>0</b>	<b>1</b>	<b>1</b>	<b>0</b>	<b>0</b>	<b>0</b>	<b>0</b>	<b>0</b>	<b>0</b>	<b>0</b>	<b>0</b>	<b>0</b>	<b>0</b>	<b>0</b>	<b>0</b>	<b>0</b>	<b>0</b>	<b>0</b>	<b>0</b>	<b>0</b>	<b>0</b>	<b>0</b>	<b>0</b>	<b>0</b>

2	East Baton Rouge	1																																			
9	Livingston	0																																			
9	St Tammany	1																																			
<b>WNV-PRE Total</b>		<b>2</b>	<b>0</b>	<b>0</b>	<b>0</b>	<b>0</b>	<b>0</b>	<b>0</b>	<b>0</b>	<b>0</b>	<b>0</b>	<b>0</b>	<b>0</b>	<b>1</b>	<b>0</b>	<b>0</b>	<b>0</b>	<b>0</b>	<b>1</b>	<b>0</b>	<b>0</b>	<b>0</b>	<b>0</b>	<b>0</b>	<b>0</b>	<b>0</b>	<b>0</b>	<b>0</b>	<b>0</b>	<b>0</b>	<b>0</b>	<b>0</b>	<b>0</b>	<b>0</b>	<b>0</b>	<b>0</b>	<b>0</b>



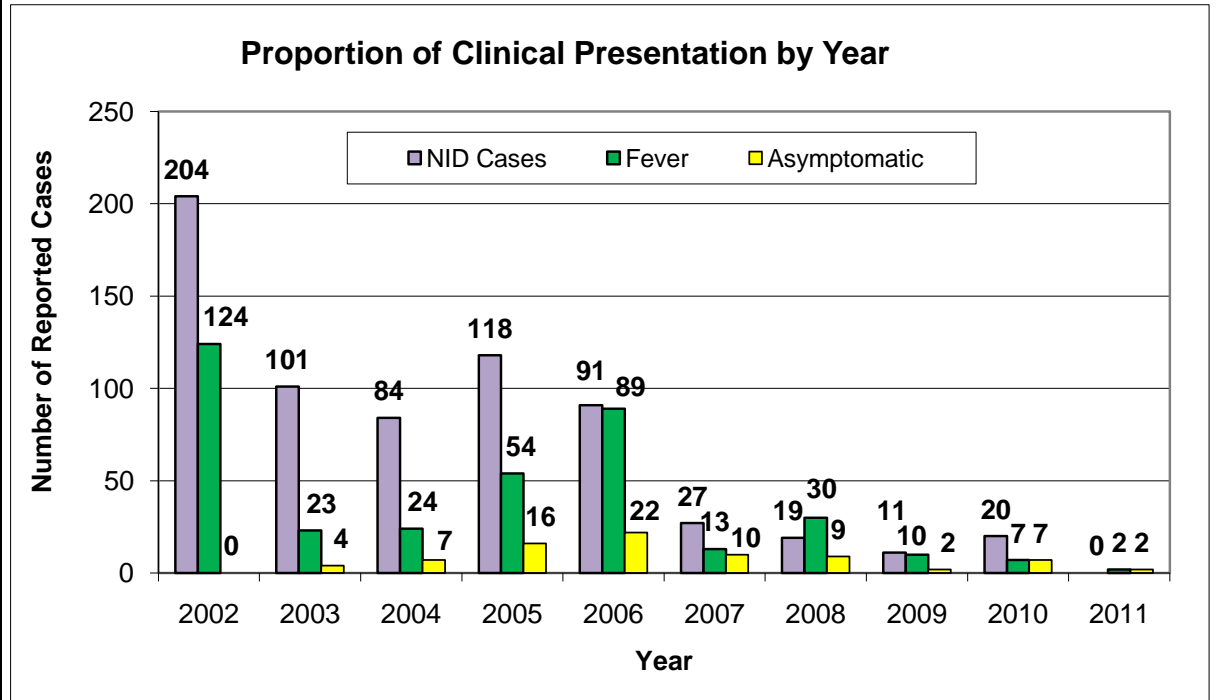
## NID by Parish 2002-Present

R e g	Parish	Reported Infections 2011				Previously Reported NID Cases									
		Incidence	NID	Fever	PRE	2002	2003	2004	2005	2006	2007	2008	2009	2010	
1	Jefferson	0.0				24	3	1	6	8	2	2	0	0	
1	Orleans	0.0				10	2	1	6	12	2	2	0	0	
1	Plaquemines	0.0				0	0	0	0	0	0	0	0	0	
1	St Bernard	0.0				0	0	0	1	0	0	0	0	0	
2	Ascension	0.0				6	2	1	3	10	0	0	0	2	
2	East Baton Rouge	0.0			1	37	1	22	17	6	0	0	2	9	
2	East Feliciana	0.0				2	1	1	0	0	0	0	0	0	
2	Iberville	0.0				2	0	0	2	0	0	0	0	0	
2	Pointe Coupee	0.0				6	0	0	2	0	0	0	0	0	
2	West Baton Rouge	0.0				2	0	1	0	1	0	0	0	0	
2	West Feliciana	0.0				0	0	0	0	0	0	1	0	0	
3	Assumption	0.0				0	1	0	0	1	0	0	0	0	
3	Lafourche	0.0				0	2	0	1	1	0	0	0	0	
3	St Charles	0.0				0	0	0	0	0	0	0	0	0	
3	St James	0.0				2	0	0	0	0	0	0	0	0	
3	St John	0.0				2	0	0	0	0	1	0	0	0	
3	St Mary	0.0				0	1	0	0	0	0	0	0	0	
3	Terrebonne	0.0				0	3	0	0	0	0	0	0	0	
4	Acadia	0.0				0	0	0	1	0	0	0	0	0	
4	Evangeline	0.0				1	0	1	0	0	1	0	0	0	
4	Iberia	0.0				2	1	0	4	0	0	0	0	3	
4	Lafayette	0.0				4	0	1	1	1	1	0	0	0	
4	St Landry	0.0				1	0	3	0	0	0	0	0	0	
4	St Martin	0.0				0	0	0	0	0	0	0	0	0	
4	Vermillion	0.0				0	0	0	0	1	0	0	0	2	
5	Allen	0.0				0	0	0	0	0	0	0	1	0	
5	Beauregard	0.0				0	0	1	1	0	1	0	0	1	
5	Calcasieu	0.0				8	1	3	2	5	0	1	0	0	
5	Cameron	0.0				0	1	0	0	0	0	0	0	0	
5	Jefferson Davis	0.0				0	0	1	0	0	0	0	0	0	

R e g	Parish	Reported Infections 2011				Previously Reported NID Cases									
		Incidence	NID	Fever	PRE	2002	2003	2004	2005	2006	2007	2008	2009	2010	
6	Avoyelles	0.0				2	0	0	0	1	1	1	0	0	
6	Catahoula	0.0				0	1	0	0	1	0	0	0	0	
6	Concordia	0.0				1	0	0	0	1	1	0	0	0	
6	Grant	0.0				1	0	0	0	0	0	0	0	0	
6	Rapides	0.0				14	2	8	7	7	2	0	1	0	
6	Lasalle	0.0				0	0	0	0	0	0	0	0	0	
6	Vernon	0.0				0	0	0	0	1	0	0	0	0	
6	Winn	0.0				1	0	0	1	0	0	0	0	0	
7	Bienville	0.0				0	0	0	0	0	0	0	0	0	
7	Bossier	0.0				3	8	9	6	2	0	0	0	0	
7	Caddo	0.0				5	38	8	16	3	7	3	1	0	
7	Claiborne	0.0				0	1	0	0	0	0	0	0	0	
7	DeSoto	0.0				0	1	0	0	0	0	0	0	0	
7	Natchitoches	0.0				1	1	0	2	0	0	0	0	0	
7	Red River	0.0				0	0	0	0	0	0	0	0	1	
7	Sabine	0.0				1	0	0	0	0	1	0	0	0	
7	Webster	0.0				0	0	1	0	1	0	0	0	0	
8	Caldwell	0.0				0	0	1	0	0	0	0	0	0	
8	East Carroll	0.0				0	0	0	0	0	0	0	0	0	
8	Franklin	0.0				0	0	1	1	0	0	0	0	0	
8	Jackson	0.0				0	1	0	0	0	0	0	0	0	
8	Lincoln	0.0				0	2	0	1	0	0	1	0	0	
8	Madison	0.0				0	0	1	0	0	0	0	0	0	
8	Morehouse	0.0				0	2	2	1	0	1	0	0	0	
8	Ouachita	0.0				6	2	5	15	3	1	1	0	0	
8	Richland	0.0				2	1	1	0	0	0	0	0	0	
8	Tensas	0.0				0	0	0	0	0	0	0	0	0	
8	Union	0.0				1	1	1	0	0	0	0	0	0	
8	West Carroll	0.0				0	2	2	0	0	1	0	0	0	
9	Livingston	0.0			2	12	5	6	11	1	1	1	0	1	
9	St Helena	0.0				0	2	0	2	0	0	0	0	0	
9	St Tammany	0.0			1	27	4	0	3	14	0	3	4	1	
9	Tangipahoa	0.0				12	6	1	2	6	1	3	1	0	
9	Washington	0.0				6	2	0	3	4	2	0	1	0	
	<b>Total</b>	<b>0.0</b>	<b>0</b>	<b>2</b>	<b>2</b>	<b>204</b>	<b>101</b>	<b>84</b>	<b>118</b>	<b>91</b>	<b>27</b>	<b>19</b>	<b>11</b>	<b>20</b>	

# Human Summary 2002-Present

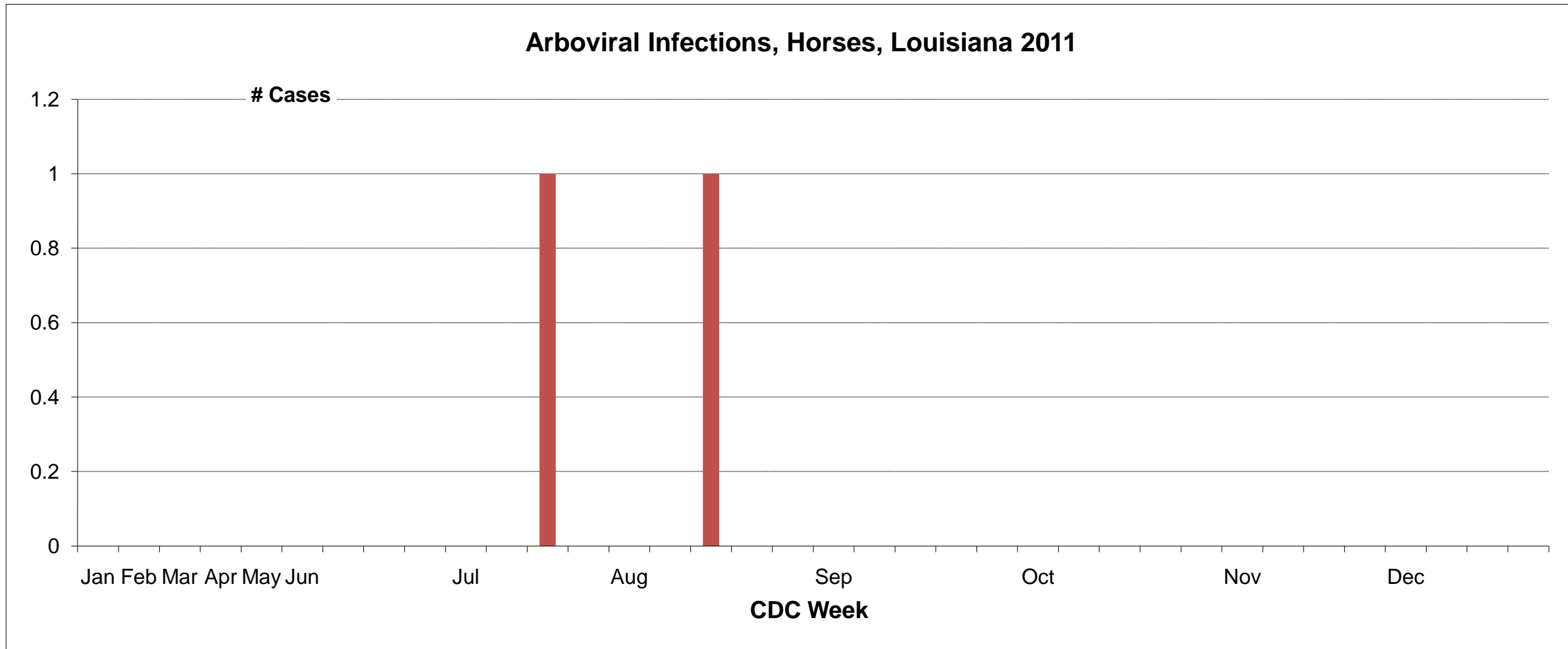
WNV-NID Cases by CDC Week by Year											
	Week	2002	2003	2004	2005	2006	2007	2008	2009	2010	2011
Jan	1										
	3										
	7										
March	10										
	13										
	17										
May	19										
	20	0	0	0	0	0	0	0	0	0	0
	21	0	0	0	0	0	0	0	0	0	0
June	22	0	0	0	0	0	0	0	0	0	0
	23	0	0	0	0	0	0	0	0	0	0
	24	2	0	0	0	0	0	0	0	0	0
	25	2	2	0	0	0	0	0	1	0	0
July	26	11	0	0	0	1	0	0	1	0	0
	27	6	3	3	4	1	0	0	2	3	0
	28	9	5	2	5	4	0	0	0	0	0
	29	23	5	2	13	5	0	0	1	1	0
August	30	23	8	8	8	6	0	2	1	2	0
	31	21	10	5	21	7	1	1	0	0	0
	32	24	7	15	11	14	3	2	1	1	0
	33	21	8	7	9	13	2	1	2	1	0
	34	14	6	3	8	7	2	3	1	2	0
September	35	8	6	5	6	6	5	3	0	3	0
	36	13	4	5	8	9	3	2	0	1	0
	37	8	9	3	9	6	3	0	1	2	0
	38	6	4	4	2	3	1	0	0	1	0
	39	3	2	5	4	4	1	0	0	0	0
October	40	3	4	5	4	1	3	3	0	1	0
	41	3	2	4	3	1	0	0	0	0	0
	42	3	1	2	3	1	0	0	0	0	0
	43	0	2	0	0	0	3	0	0	0	0
	44	0	4	0	0	1	0	0	0	0	0
November	45	0	2	2	0	0	0	1	0	0	0
	46	0	1	1	0	0	0	0	0	0	0
	47	1	1	2	0	1	0	1	0	0	0
	48	0	2	1	0	0	0	0	0	2	0
December	49	0	3	0	0	0	0	0	0	0	0
	50	0	0	0	0	0	0	0	0	0	0
	51	0	0	0	0	0	0	0	0	0	0
	52	0	0	0	0	0	0	0	0	0	0
<b>NID Total</b>		<b>204</b>	<b>101</b>	<b>84</b>	<b>118</b>	<b>91</b>	<b>27</b>	<b>19</b>	<b>11</b>	<b>20</b>	<b>0</b>



Total Human WNV Clinical Presentation by Year											
	2002	2003	2004	2005	2006	2007	2008	2009	2010	2011	
<b>NID Cases</b>	204	101	84	118	91	27	19	11	20	0	
<b>Fever</b>	124	23	24	54	89	13	30	10	7	2	
<b>Asymptomatic</b>	NA	4	7	16	22	10	9	2	7	2	
<b>Proportion of NID/F</b>	<b>0.62</b>	<b>0.81</b>	<b>0.78</b>	<b>0.69</b>	<b>0.51</b>	<b>0.68</b>	<b>0.39</b>	<b>0.52</b>	<b>0.74</b>	<b>0.00</b>	

# Arboviral Horses

		CDC Week		1-5	6-9	10-13	14-17	18-21	22	23	24	25	26	27	28	29	30	31	32	33	34	35	36	37	38	39	40	41	42	43	44	45	46	47	48	49	50	51	52			
Region	Parish	Total	Jan	Feb	Mar	Apr	May	Jun	Jul	Aug	Sep	Oct	Nov	Dec																												
	Undetermined	0																																								
	<b>WNV-Horses Total</b>	<b>0</b>	<b>0</b>	<b>0</b>	<b>0</b>	<b>0</b>	<b>0</b>	<b>0</b>	<b>0</b>	<b>0</b>	<b>0</b>	<b>0</b>	<b>0</b>	<b>0</b>	<b>0</b>	<b>0</b>	<b>0</b>	<b>0</b>	<b>0</b>	<b>0</b>	<b>0</b>	<b>0</b>	<b>0</b>	<b>0</b>	<b>0</b>	<b>0</b>	<b>0</b>	<b>0</b>	<b>0</b>	<b>0</b>	<b>0</b>	<b>0</b>	<b>0</b>	<b>0</b>	<b>0</b>	<b>0</b>	<b>0</b>	<b>0</b>	<b>0</b>	<b>0</b>	<b>0</b>	
<b>8</b>	<b>Ouachita</b>	<b>2</b>																																								
	Undetermined	0																																								
	<b>EEE-Horses Total</b>	<b>2</b>	<b>0</b>	<b>0</b>	<b>0</b>	<b>0</b>	<b>0</b>	<b>0</b>	<b>0</b>	<b>0</b>	<b>0</b>	<b>0</b>	<b>0</b>	<b>0</b>	<b>1</b>	<b>0</b>	<b>0</b>	<b>0</b>	<b>1</b>	<b>0</b>	<b>0</b>	<b>0</b>	<b>0</b>	<b>0</b>	<b>0</b>	<b>0</b>	<b>0</b>	<b>0</b>	<b>0</b>	<b>0</b>	<b>0</b>	<b>0</b>	<b>0</b>	<b>0</b>	<b>0</b>	<b>0</b>	<b>0</b>	<b>0</b>	<b>0</b>	<b>0</b>	<b>0</b>	<b>0</b>



CDC Week	Week Starting	Week Ending
01	1/2/2011	1/8/2011
02	1/9/2011	1/15/2011
03	1/16/2011	1/22/2011
04	1/23/2011	1/29/2011
05	1/30/2011	2/5/2011
06	2/6/2011	2/12/2011
07	2/13/2011	2/19/2011
08	2/20/2011	2/26/2011
09	2/27/2011	3/5/2011
10	3/6/2011	3/12/2011
11	3/13/2011	3/19/2011
12	3/20/2011	3/26/2011
13	3/27/2011	4/2/2011
14	4/3/2011	4/9/2011
15	4/10/2011	4/16/2011
16	4/17/2011	4/23/2011
17	4/24/2011	4/30/2011
18	5/1/2011	5/7/2011
19	5/8/2011	5/14/2011
20	5/15/2011	5/21/2011
21	5/22/2011	5/28/2011
22	5/29/2011	6/4/2011
23	6/5/2011	6/11/2011
24	6/12/2011	6/18/2011
25	6/19/2011	6/25/2011
26	6/26/2011	7/2/2011
27	7/3/2011	7/9/2011
28	7/10/2011	7/16/2011
29	7/17/2011	7/23/2011
30	7/24/2011	7/30/2011
31	7/31/2011	8/6/2011
32	8/7/2011	8/13/2011
33	8/14/2011	8/20/2011
34	8/21/2011	8/27/2011
35	8/28/2011	9/3/2011
36	9/4/2011	9/10/2011
37	9/11/2011	9/17/2011
38	9/18/2011	9/24/2011
39	9/25/2011	10/1/2011
40	10/2/2011	10/8/2011
41	10/9/2011	10/15/2011
42	10/16/2011	10/22/2011
43	10/23/2011	10/29/2011
44	10/30/2011	11/5/2011
45	11/6/2011	11/12/2011
46	11/13/2011	11/19/2011
47	11/20/2011	11/26/2011
48	11/27/2011	12/3/2011
49	12/4/2011	12/10/2011
50	12/11/2011	12/17/2011
51	12/18/2011	12/24/2011
52	12/25/2011	12/31/2011