

18 Years of Age and Older Novavax COVID-19 Vaccine

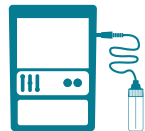
Storage and Handling Summary



Basics



- Store vaccine in a purpose-built refrigerator.



- Use a digital data logger to monitor temperature of the storage unit.



- Check and record storage unit temperatures daily.

Deliveries

The vaccine will arrive between 2° to 8°C (36°F to 46°F) in a qualified shipping container.

Unpack vaccine immediately upon arrival at the clinic.

- Check the cold chain monitor (CCM), a device used to monitor vaccine temperatures during transport (if one was included) for any indication of a temperature excursion during transit.

Check expiration date by scanning the QR on the outer carton or go to: www.novavaxcovidvaccine.com

Ancillary supplies including needles, syringes, and vaccination record cards, will arrive separately from the vaccine..

Storing Vaccine


Store between 2°C and 8°C (36°F and 46°F) until the expiration date.

- Store vaccine in the original packaging.
- Protect from light.
- Use storage labels to help staff easily identify the vaccine within the storage unit.
- Once punctured, Novavax COVID-19 Vaccine must be used within 6 hours.
 - Note when (time) the vial is first punctured and use within 6 hours.
 - Discard vial and any remaining vaccine after 6 hours.



18 Years of Age and Older Novavax COVID-19 Vaccine

Store between 2°C and 8°C (36°F and 46°F) until the expiration date.




Ages: 18 years and older

Note when (time) the vial is first punctured and use within 6 hours.

Discard vial and any remaining vaccine after 6 hours.

Do NOT use.



<https://www.cdc.gov/vaccines/covid-19/info-by-product/novavax/storage.html>



Temperature Monitoring

Storage unit temperatures must be monitored regularly and checked and recorded at the beginning of each workday to determine if any excursions have occurred since the last temperature check. For accurate temperature monitoring, use a digital data logger (DDL) with a detachable probe that best reflects vaccine temperatures (e.g., probe buffered with glycol, glass beads, sand, or Teflon®). Check and record the temperature daily using a temperature log and one of the options below:

■ **Option 1: Minimum/Maximum Temperatures (preferred)**

Most DDLs display minimum and maximum (min/max) temperatures. Check and record the min/max temperatures at the start of each workday.

■ **Option 2: Current Temperature**

If the DDL does not display min/max temperatures, check and record the current temperature at the start and end of the workday. Review the continuous DDL temperature data daily.

For CDC temperatures logs, see <https://www.cdc.gov/vaccines/covid-19/info-by-product/novavax/index.html>.

Disposal

Once vaccine has reached its expiration or beyond-use date, contact the manufacturer for guidance on whether it can still be used. Vials that have been punctured 20 times should always be discarded. If instructed to dispose of vaccine, dispose of the vial (with any remaining vaccine) and packaging as medical waste according to your local and state regulations. Contact your jurisdiction's immunization program for guidance (www.cdc.gov/vaccines/imz-managers/awardee-imz-websites.html).

For additional information, refer to the manufacturer's product information at www.novavaxcovidvaccine.com

CDC's Novavax COVID-19 Vaccine clinical materials www.cdc.gov/vaccines/covid-19/info-by-product/novavax/index.html

CDC's Vaccine Storage and Handling Toolkit www.cdc.gov/vaccines/hcp/admin/storage/toolkit/storage-handling-toolkit.pdf