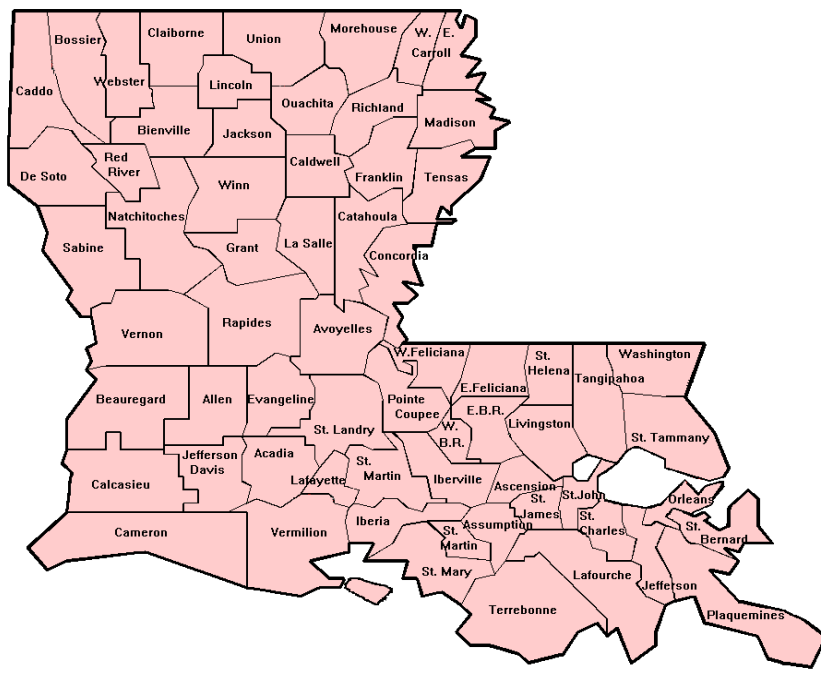
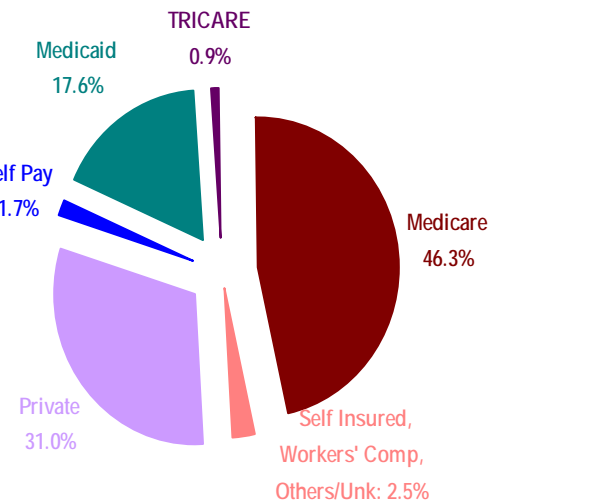




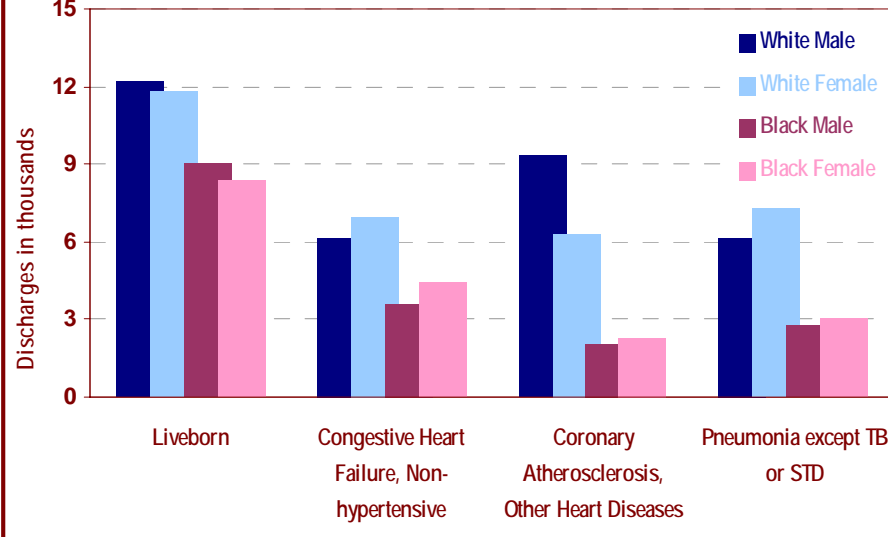
LOUISIANA - HEALTH AT A GLANCE, 2004



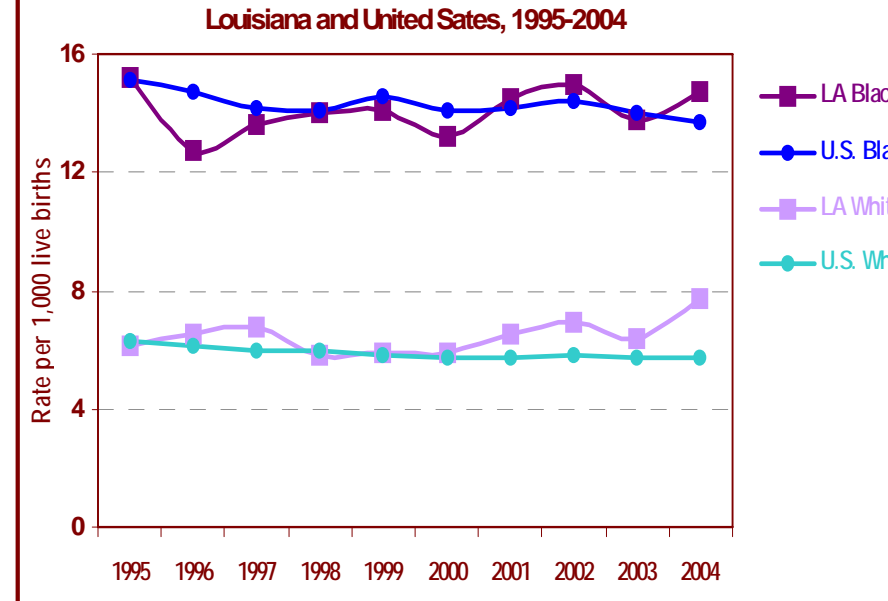
Percentage of Inpatient Hospital Expenditures by Primary Payer, Louisiana Hospital Inpatient Discharge Data (LAHIDD), 2004



Leading Four Principal Diagnosis of Inpatient Hospital Discharges by Race-Gender, Louisiana 2004



Infant Mortality Rates by Race Louisiana and United States, 1995-2004



Selected Violent Causes of Death, Louisiana & United States 2004 and Healthy People 2010

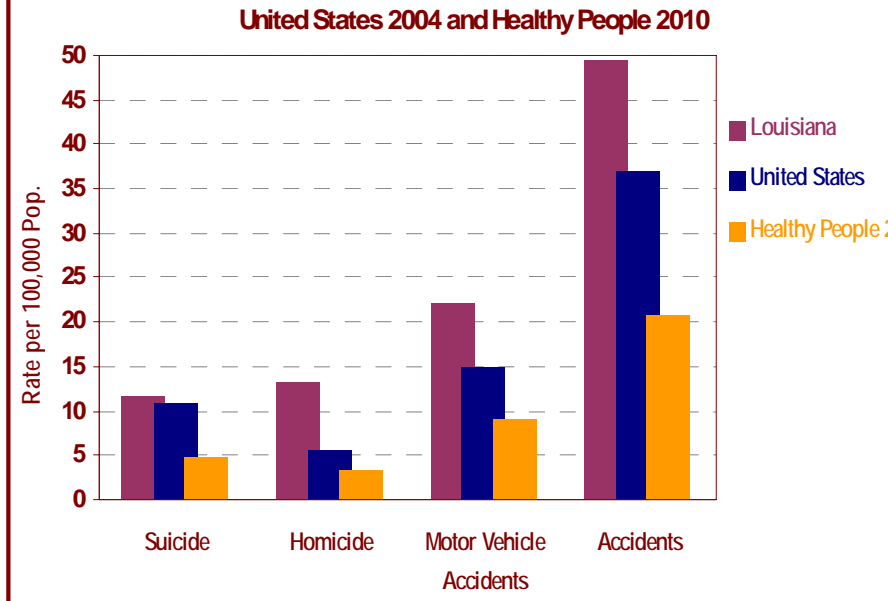


Table with 17 columns: United States, Louisiana, and 15 parishes. Columns include Population (Estimate), Median Household Income, % Below Poverty, Number of Live Births, Birth Rate, % of Mothers Receiving Adequate Prenatal Care, % of Low Birthweight, % Births to White 15-19 yrs, % Births to Black 15-19 yrs, Marriages and Divorces, Death Rate, Whites: Infant Deaths, Number & Rate, Blacks: Infant Deaths, Number & Rate, Diseases of the Heart: Number of Deaths & Rate, Malignant Neoplasms: Number of Deaths & Rate, CVD + Number of Deaths & Rate.

Louisiana Office of Public Health State Center for Health Statistics

Sharon G. Howard, MSW Assistant Secretary Office of Public Health

Darlene W. Smith Director, State Center for Health Statistics

Robert Starszak, MS, MPH Manager, State Center for Health Statistics

Rafael A. Jarpa, MS Public Health Epidemiologist Supervisor

Published: April 2007 Updated and Edited by:

Shamim Akhter, MD, MPH Suresh Belame, MD, MPH Sukhjeet Ahuja, MD, MPH Shengkan Yu, MS

Data Sources: Population data 2003 estimates from US Census Bureau and National Center for Health Statistics (NCHS) released in September 2004. Household Income and Poverty data from the U.S. Census Bureau. Birth and Death data provided by Louisiana State Center for Health Statistics, U.S. Census Bureau and NCHS. Healthy People 2010 Goals were derived from the CDC (web site http://www.cdc.gov/nchs/phome.htm). Poverty level from Federal Register, vol.68, no.26, February 7, 2003, pp. 6456-6458.

Computing Rates: Birth and Death rates are calculated per 1,000 resident population. Infant death is defined as death to an infant under 1 year of age. Infant death rates are calculated per 1,000 live births. Rates for Diseases of the Heart, Cancer, and Stroke (ICD-10) are crude rates per 100,000 population. Age adjusted rates are based on the 2000 US Standard Population. * Counts 1-4 suppressed for confidentiality. 1 Total Reporting Areas include 41 States, New York City, and the District of Columbia, who reported data based on the 1989 Revision of the U.S. Certificate of Live Birth (NVSRR, Vol # 55, No. 1). 2 Adequate Prenatal Care in Louisiana is defined as having the first prenatal visit in the first trimester of pregnancy and the total number of visits being appropriate to the gestational age at birth (Modified Kessner Index). 3 Low birthweight is defined as birthweight less than 2500 grams (5lbs, 8oz). 4 Cerebro Vascular Disease.

This public document was printed in accordance with standards for printing by State Agencies established pursuant to R.S.43:31.

For further information and/or to get copies, contact: Louisiana Office of Public Health, State Center for Health Statistics, 1450 L & A Road, Metairie, LA 70001. http://www.dhh.louisiana.gov/offices/page.asp?id=275&detail=6624 click on Health at a Glance Poster Data 2004.