

STI/HIV/Hepatitis B & C Update 2021

Lake Charles
Region 5



LOUISIANA
**DEPARTMENT OF
HEALTH**

STD/HIV/Hepatitis Program

STD/HIV/Hepatitis Program Regional Profile, 2021 Update

Data Inclusion: Each profile contains new diagnoses of HIV, primary & secondary syphilis, chlamydia, gonorrhea, congenital syphilis, acute hepatitis B, chronic hepatitis B, acute hepatitis C, and chronic hepatitis C in Louisiana, 2021. Profiles are available for the state of Louisiana and all nine Public Health Regions. Data are reported as counts, proportions, and rates as defined below.

Data Sources: All data were collected and managed by the Louisiana Department of Health (LDH), Office of Public Health (OPH), STD/HIV/Hepatitis Program (SHHP) and closed in July 2022 for use in these profiles. At the time of this report, 2020 Census data were used to calculate rates.

STD/HIV/Hepatitis Program (SHHP) Mission and Vision:

SHHP MISSION

Our mission is to end the impacts of HIV, STI, and hepatitis by eliminating related health inequities and stigma for all communities in Louisiana.

SHHP VISION

Louisiana is a place where new HIV, STI and hepatitis diagnoses are rare, all people have high-quality health care and treatment, are free from discrimination, and can achieve their full potential for health and well-being across their lifespan.

Data Definitions:

Counts: Counts, also called frequencies, are the total number of events that occur in a defined period of time. The total number of diagnoses of gonorrhea reported in Louisiana during 2021 would be an example of a count or frequency, e.g. in 2021, 16,390 diagnoses of gonorrhea were reported in Louisiana.

Proportions: For many indicators, the proportion or percent of demographic groups is presented. This is calculated using the count of a subpopulation divided by the total case count. The proportion of gonorrhea diagnoses among males in 2021 is calculated by taking the count of gonorrhea diagnoses among males and dividing by the total count of gonorrhea diagnoses, and multiplying by 100. e.g. in 2021, 52% of gonorrhea diagnoses in Louisiana were among males.

Rates: Rates are the number of events that occur in a defined period of time, divided by the average population at risk of that event. In order to estimate the rate of gonorrhea in Louisiana during 2021, divide the count of gonorrhea diagnoses in 2021 by Louisiana's population (16,390 gonorrhea diagnoses divided by Louisiana's population of 4,664,616 = 0.003514). To make this value more interpretable, it is then multiplied by 100,000. The final rate is reported as 351.4 per 100,000 population. In other words, for every 100,000 people living in Louisiana, 351 were newly diagnosed with gonorrhea in 2021.

Data Disclaimers: Data for 2021 should be interpreted with caution due to the impact of the COVID-19 pandemic on access to testing, treatment and care services across the state. In addition, data are subject to change. The data within these profiles represents 2021 data as of frozen data files from July 2022.

For more information, visit the Louisiana Health Hub website at <https://louisianahealthhub.org/>.

Region 5: Lake Charles

Population overview

Region 5 has a population of 304,205 and comprised of five parishes (Allen, Beauregard, Calcasieu, Cameron, and Jefferson Davis).¹ In Region 5, the parish population ranges from a low of 6,963 in Cameron Parish to a high of 202,858 in Calcasieu Parish. Approximately 68.9% of the Region's population resides within an urban parish.¹

Demographics

According to the 2020 census, the racial and ethnic composition of Region 5 is 70.6% non-Hispanic White, 21.6% non-Hispanic Black, and 1.1% Non-Hispanic Asian. Persons of Hispanic or Latinx origin make up an additional 3.9% of the population.¹

Age and Sex

According to the 2020 census, 50.3% of the Region 5n population is female and 49.7% of the population is male. Among Region 5 residents, 24.6% are under 18 years-old, and 15.1% are 65 or older.¹ Youth, 15-24 years-old, make up 12.6% of the population.¹

Education and Socioeconomic Status

Among Region 5 residents over 25 years-old, 86.3% have attained a high school degree or higher and 20.1% have a bachelor's degree or higher.³ The median household income is \$57,343 as compared to the state median income of \$50,800. In Region 5, 16.2% of residents live below the poverty level, compared to 18.6% statewide.³

Health Indicators

In Region 5, 40.8% of adults are obese, and 14.9% of adults have diabetes.³ In regard to mental health, an estimated 29.0% of adults have ever been told by a health care professional they had depression or a depressive disorder.³ The Region 5 teen birth rate is 38.4 births per 1,000 females 15-19 years-old, which is significantly higher than the Louisiana rate of 27.9 births per 1,000 females 15-19 years-old.⁷ Non-Hispanic Black females are disproportionately impacted by teen birth as compared to non-Hispanic White women, 48.8 births per 1,000 females 15-19 years-old and 34.8 births per 1,000 females 15-19 years-old, respectively.⁷ Prenatal care was accessed during the 1st trimester in 84.4% of births.⁷ Non-Hispanic White women were more likely to enter prenatal care during the 1st trimester than non-Hispanic Black women (86.5% and 81.0%, respectively).⁷ The infant mortality rate is 7.3 deaths per 1,000 live births. Non-Hispanic Black infants experience mortality at almost three times the rate of White infants (13.3 deaths per 1,000 live births and 4.7 deaths per 1,000 live births, respectively).⁷

Insurance Coverage

In 2021, the composition of insurance coverage among adults in Region 5 was 42.4% employer-sponsored, 32.2% Medicaid, and 11.4% Medicare. It is estimated that 11.2% of adults and 2.9% of children in Region 5 are uninsured.¹⁰



HIV Annual Summary - 2021

Region 5 - Lake Charles

New HIV Diagnoses

46

Louisiana Diagnoses: 934

HIV Diagnosis Rate
15.1
per 100,000 population

Louisiana Rate: 20.0 per 100,000

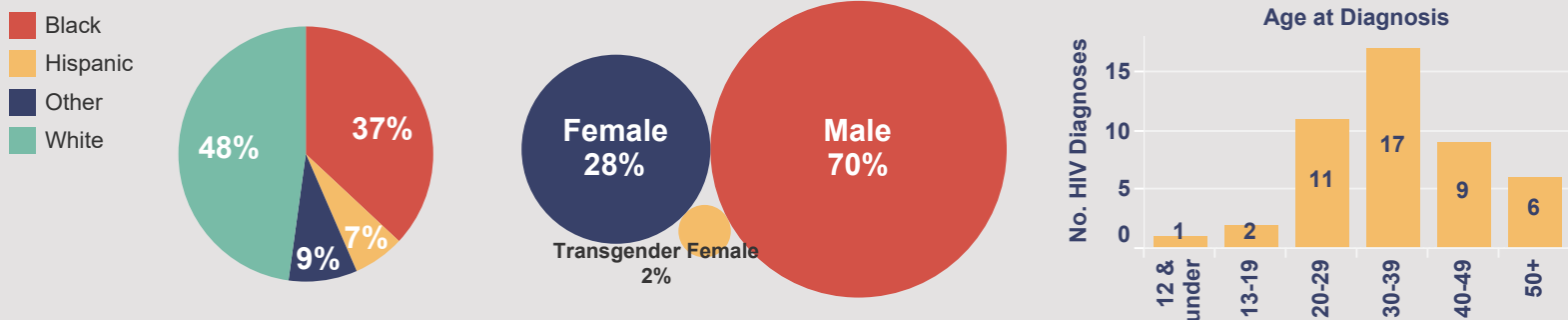
HIV Diagnosis Rate
Regional Ranking
7th
among Louisiana's nine public health regions

Of the 46 new HIV diagnoses in 2021:

Almost half of diagnoses (48%) were among White people.


Males comprised 70% of diagnoses.

The age group with the most diagnoses was 30-39 year-olds (37%).



Affected subpopulations

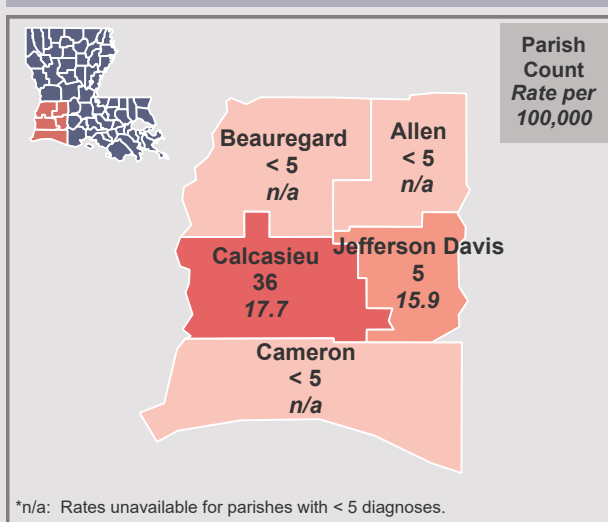
Gay & bisexual men (GBM) are more impacted by HIV than other groups. In Region 5, over half (52%) of diagnoses in 2021 were among Black and White GBM.



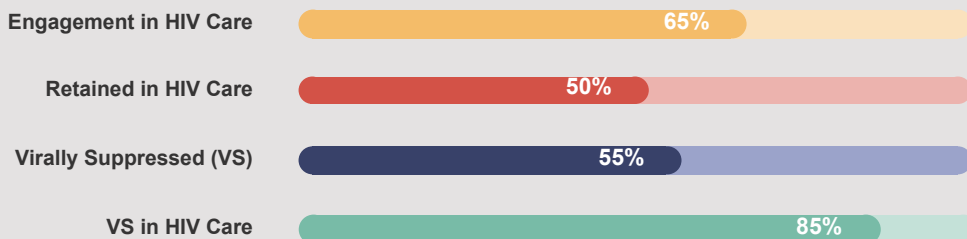
GBM = Gay & bisexual men; HRH = High risk heterosexual; PWID = People who inject drugs

Geographic distribution

In 2021, the majority of new HIV diagnoses in Region 5 were from Calcasieu Parish (78%).



HIV Care among People Living with HIV in Region 5 in 2021:



Engagement in care: at least one CD4 or viral load (VL) lab in 2021

Retention in care: two or more CD4 tests or VLs at least 90 days apart in 2021

Virally suppression or an 'undetectable' viral load: VL result < 200 copies per milliliter in 2021

Among persons engaged in HIV care, those who are virally suppressed in 2021

Interpreting the Data: It is recommended that 2021 data be interpreted with caution due to the impacts of the COVID-19 pandemic.



Primary and Secondary (P&S) Syphilis

Annual Summary - 2021

Region 5 - Lake Charles

New P&S Syphilis
Diagnoses
31

Louisiana Diagnoses: 995

Syphilis Diagnosis Rate
10.2
per 100,000 population

Louisiana Rate: 21.3 per 100,000

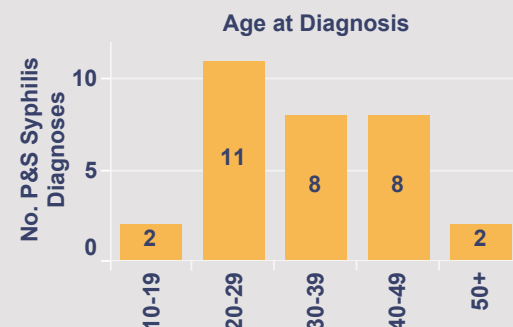
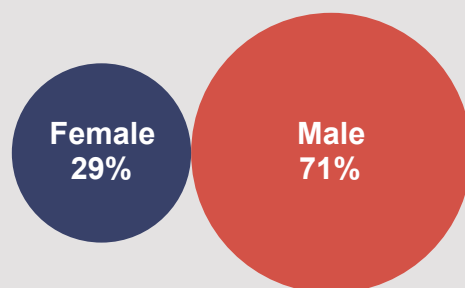
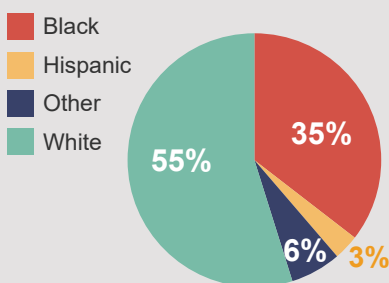
Syphilis Diagnosis Rate
Regional Ranking
8th
among Louisiana's nine public
health regions

Of the 31 P&S syphilis diagnoses in 2021:

Over half (55%) of the diagnoses were
among White people.


Males comprised 71% of diagnoses.

The age group with the most diagnoses
was 20-29 year-olds (35%).



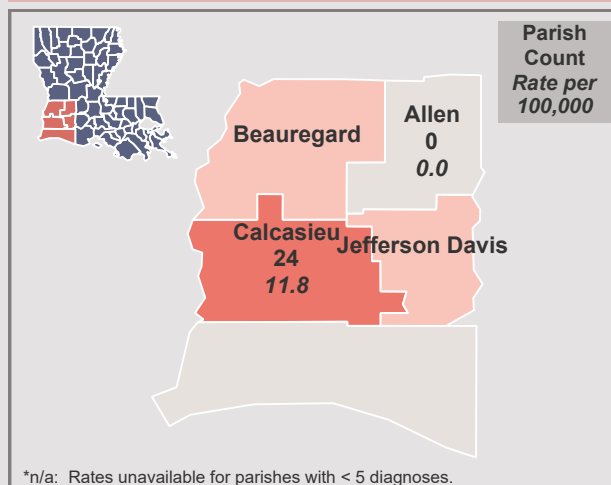
Affected subpopulations

Males are more impacted by P&S syphilis than other groups. In 2021, Black and White males comprised 61% of diagnoses in Region 5.

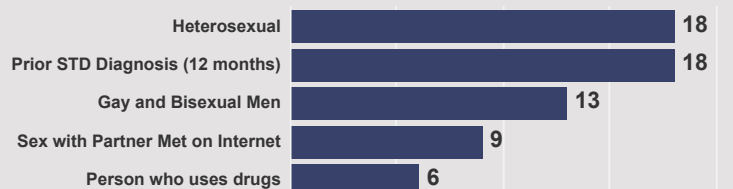


Geographic distribution

In 2021, the parish with the highest number of P&S syphilis diagnoses in Region 5 was Calcasieu Parish (77%).



Behavioral Factors



Syphilis Treatment Guidelines

STAGE OF SYPHILIS	REGIMEN	DOSE/ROUTE
Primary, Secondary, or Early Non-Primary Non-Secondary (<12 months)	Benzathine Penicillin G*	2.4 million units IM in a single dose
Late or Unknown Duration Syphilis (>12 months)	Benzathine Penicillin G*	7.2 million units IM administered as 3 doses of 2.4 million units IM each, at 1-week intervals

*Benzathine Penicillin G is the only CDC approved treatment for pregnant women

Interpreting the Data: It is recommended that 2021 data be interpreted with caution due to the impacts of the COVID-19 pandemic.



Congenital Syphilis (CS)

Annual Summary - 2021

Region 5 - Lake Charles

Pregnant Mothers
Diagnosed with Syphilis
10

Congenital Syphilis Cases

3

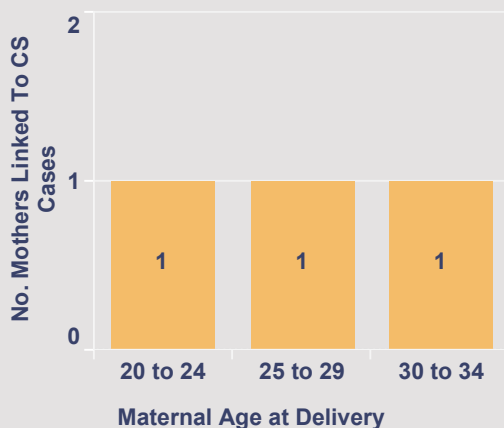
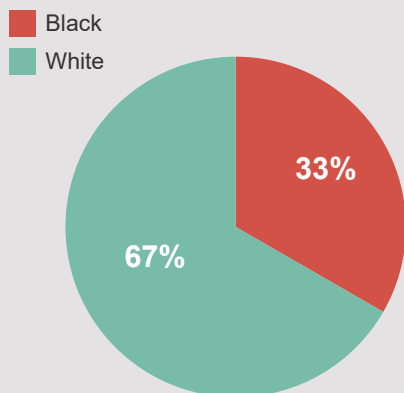
Case count reflects the total number of individual infants

Infant Deaths Linked to
Congenital Syphilis
0

Of the 3 pregnant mothers linked to a 2021 CS case:

Two-thirds of mothers were White women.

There was equal burden among all age groups at delivery.



Rate for live births born with CS in 2021 are not available for case count less than 5

2021 Regional Ranking
9th
Highest case count among Louisiana's nine public health regions

Among pregnant mothers linked to a 2021 CS case:

Timely PNC 67%

Timely PNC with Timely Initial Test 100%

Timely PNC with Recommended Testing 0%

Those who received prenatal care (PNC) at least 60 days before delivery

Those who received timely PNC and were initially tested for syphilis at least 45 days before delivery

Those who received timely PNC, a timely initial test, and were re-tested for syphilis at least 45 days before delivery

Syphilis Guidelines for Pregnant Mothers

A case of congenital syphilis occurs when a mother living with inadequately treated syphilis passes the infection on to her infant in utero or during delivery.

Congenital syphilis is completely preventable through early detection of maternal syphilis and treatment that begins at least 30 days before delivery. Current treatment guidelines are as follows:

Primary, Secondary, or Early Non-Primary Non-Secondary Syphilis
2.4 M units benzathine penicillin (1 dose)

Unknown/Late Latent Syphilis
7.2 M units benzathine penicillin (3 doses, 7 days apart)

Louisiana Testing Law

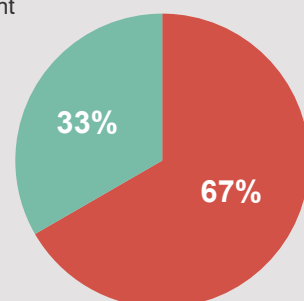
Act 459 was passed in Louisiana in 2014. This requires "opt-out" syphilis and HIV testing for all women at the first prenatal visit, the 1st prenatal visit in the 3rd trimester, and at delivery (if testing/status is not noted in medical charts).

Maternal Stage of Syphilis

The majority (67%) of mothers were diagnosed with early non-primary non-secondary syphilis.

Surveillance Stage

Early non-primary non-secondary
Unknown/late latent





Gonorrhea Annual Summary - 2021

Region 5 - Lake Charles

New Gonorrhea Diagnoses

533

Louisiana Diagnoses: 16,390

Gonorrhea Diagnosis Rate

175.2

per 100,000 population

Louisiana Rate: 351.4 per 100,000

Gonorrhea Diagnosis Rate Regional Ranking

9th

among Louisiana's nine public health regions

Of the 533 gonorrhea diagnoses in 2021:

Almost half (47%) of diagnoses were among Black people.

By sex at birth, females comprised 51% of diagnoses.

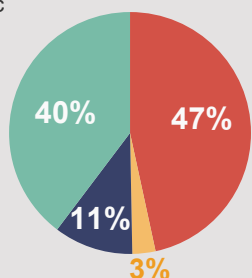
The age group with the highest number of diagnoses was 20-29 year-olds (43%).

Black

Hispanic

Other

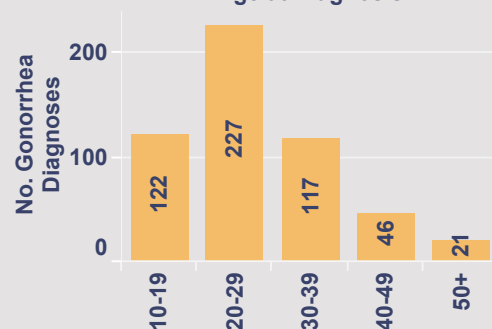
White



Female
51%

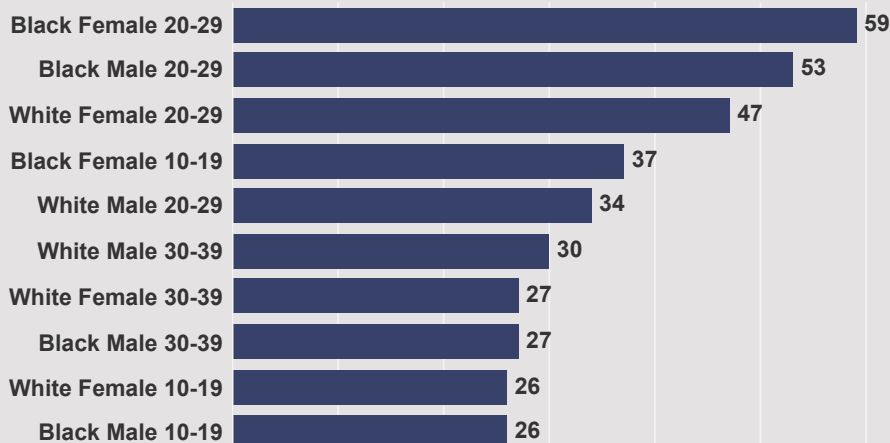
Male
49%

Age at Diagnosis



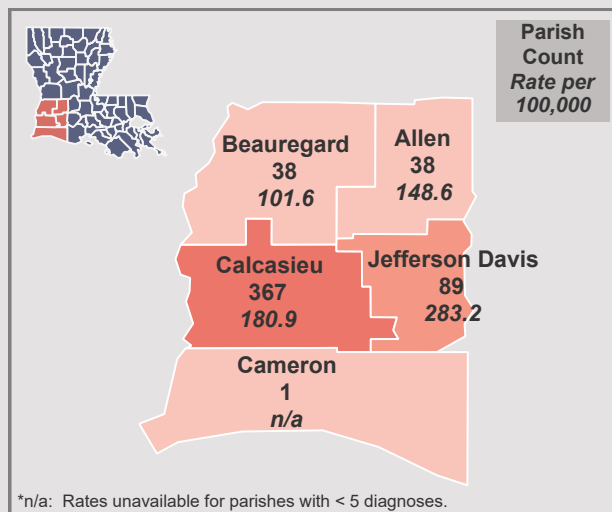
Affected subpopulations

Young people of color are more impacted by gonorrhea than other groups. In Region 5, young Black people ages 20-29 years-old comprised 21% of gonorrhea diagnoses in 2021.



Geographic distribution

In 2021, the majority of gonorrhea diagnoses in Region 5 were from Calcasieu Parish (69%).



Gonorrhea Screening and Treatment Guidelines

Screening Recommendations:

All sexually active women and pregnant women, under 25 years of age, and sexually active women and pregnant women, 25 years of age and older, if at increased risk.

At least annually for sexually active gay and bisexual men (GBM).

Treatment:

Most cases can be treated with a single 500mg injection of ceftriaxone.

- Help minimize the threat of drug-resistant gonorrhea
- Test-of-cure for throat infections only
- Retest patients 3 months after treatment
- Treat partners



Chlamydia Annual Summary - 2021

Region 5 - Lake Charles

New Chlamydia Diagnoses
1,473

Louisiana Diagnoses: 33,759

Chlamydia Diagnosis Rate
484.2
per 100,000 population

Louisiana Rate: 723.7 per 100,000

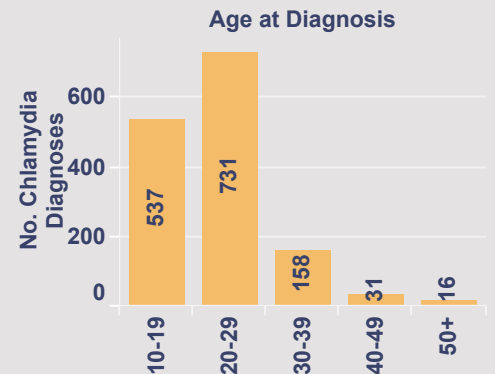
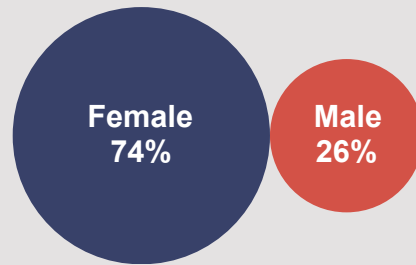
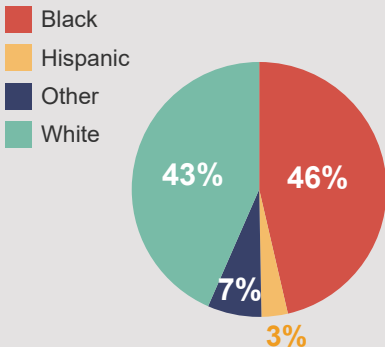
Chlamydia Diagnosis Rate
Regional Ranking
9th
among Louisiana's nine public
health regions

Of the 1,473 chlamydia diagnoses in 2021:

Black people comprised 46% of diagnoses.

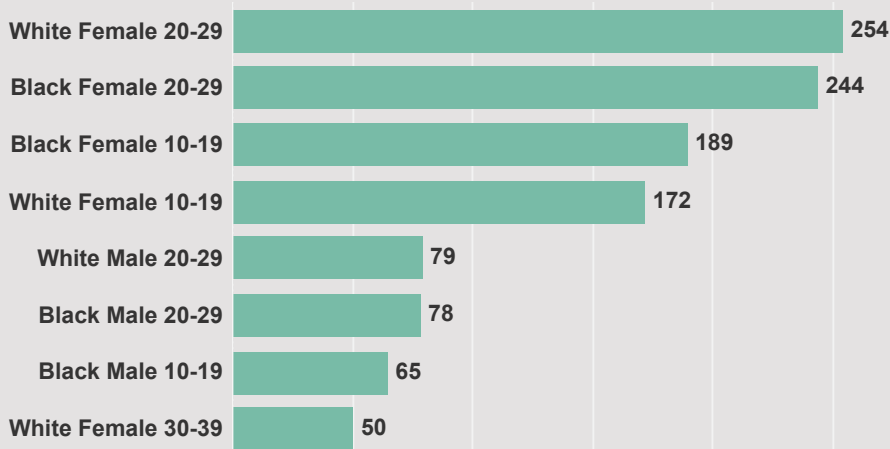
By sex at birth, females comprised 74% of diagnoses.

The age group with the most diagnoses was 20-29 year-olds (50%).



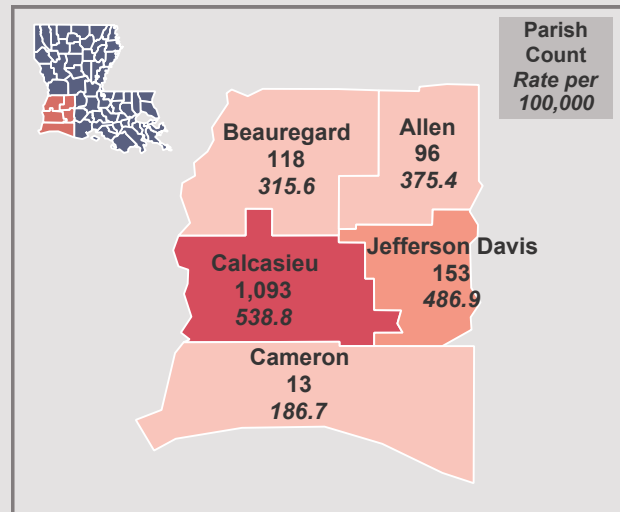
Affected subpopulations

Young females are more impacted by chlamydia than other groups. In Region 5, 58% of chlamydia diagnoses were among Black and White females 10-29 years-old.



Geographic distribution

In 2021, the parish with the most chlamydia diagnoses in Region 5 was Calcasieu Parish (74%).



Chlamydia Screening and Treatment Guidelines

Screening Recommendations:

All sexually active women and pregnant women, under 25 years of age, and sexually active women and pregnant women, 25 years of age and older, if at increased risk.

At least annually for sexually active gay and bisexual men (GBM).

Treatment:

Adults and adolescents:

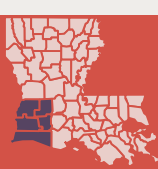
Recommended: Doxycycline 100 mg orally 2x/day for 7 days

Alternatives: Azithromycin 1 gm orally in a single dose OR Levofloxacin 500 mg orally 1x/day for 7 days

Pregnancy:

Recommended: Azithromycin 1 gm orally in a single dose

Alternatives: Amoxicillin 500 mg orally 3x/day for 7 days



Acute Hepatitis B Annual Summary - 2021

Region 5 - Lake Charles

Acute HBV Diagnoses

3

Louisiana Diagnoses: 36

Acute HBV Dignosis Rate

* n/a

per 100,000 population

Louisiana Rate: 0.8 per 100,000

A safe and effective vaccine is available to prevent hepatitis B.

Due to low counts, regional profiles of acute hepatitis B do not contain demographic and geographic breakdowns.

**n/a: Rates are unavailable for regions with <5 diagnoses.*

What is hepatitis B?

Hepatitis B is a vaccine-preventable liver infection caused by the hepatitis B virus (HBV). New infections cause a short term illness, referred to as an acute infection. Some people are able to clear HBV on their own and will no longer have HBV in their body, while others will progress to a long-term chronic illness.

How is hepatitis B spread and prevented?

HBV is most commonly spread through injection drug use and sexual contact. HBV can also be spread during childbirth if appropriate prophylaxis isn't administered. A safe and effective vaccine is available to prevent hepatitis B. Anyone at risk should get vaccinated.

Who is at risk for hepatitis B?

People at greater risk include infants born to mothers with hepatitis B, people who inject drugs or share needles, syringes, and other types of drug equipment, sex partners of people with hepatitis B, gay, bisexual and other men who have sex with men, people who live with someone who has hepatitis B, healthcare and public safety workers exposed to blood on the job, and people on dialysis.

How common is hepatitis B?

CDC estimates that around 12,600 people acquire acute HBV each year in the United States. People with acute hepatitis B may not experience symptoms or may experience very mild symptoms. Consequently, not everyone with acute hepatitis B may seek medical care. Research estimates only 1 out of 7 people with acute hepatitis B are identified and reported to public health. It is likely that the burden of disease from acute hepatitis B is much greater than reported, and the number of cases that are reported to and confirmed by public health are only a small proportion of the true burden of disease.

Visit louisianahealthhub.org for more information.



Chronic Hepatitis B Annual Summary - 2021

Region 5 - Lake Charles

Chronic HBV Diagnoses

61

Louisiana Diagnoses: 1,161

Chronic HBV Diagnosis Rate

20.0

per 100,000 population

Louisiana Rate: 25.0 per 100,000

ranked **9th** in number of
diagnoses and **8th** in
diagnoses per 100,000
population among Louisiana's
nine public health regions

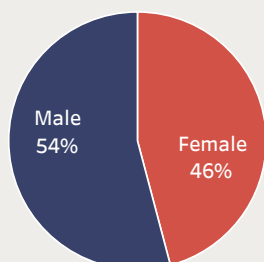
Of the 61 new chronic HBV diagnoses in 2021:

54% of diagnoses were male.

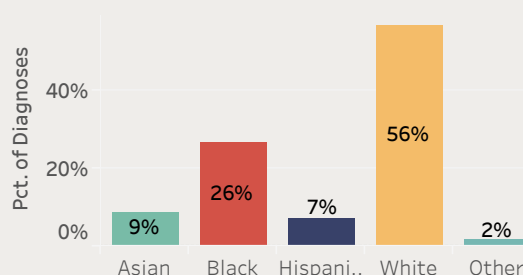
56% of diagnoses were among White people and
26% of diagnoses were among Black people.

The majority of diagnoses were among
people 40-59 years old.

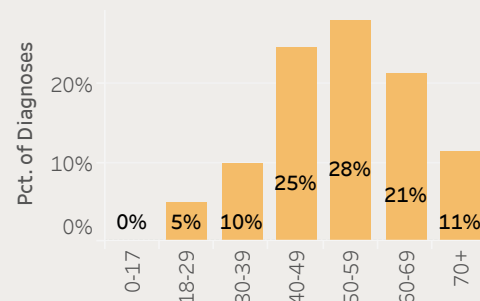
Birth Sex



Race/Ethnicity

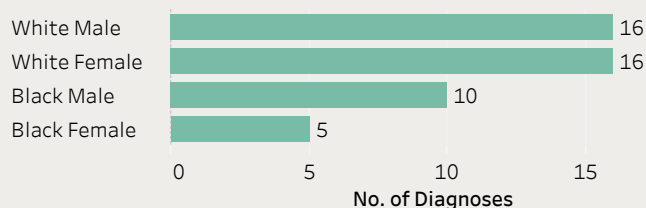


Age at Diagnosis



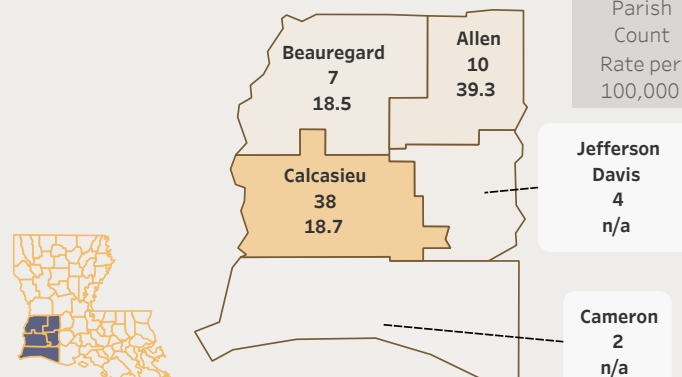
Affected Subpopulations

White people had the highest number of chronic HBV diagnoses,
followed by Black males.



Geographic distribution

Calcasieu Parish had the highest number of HBV diagnoses and Allen
Parish had the highest rate per 100,000 population.



*n/a: Rates unavailable for parishes with <5 diagnoses.

Prevention and Treatment

A safe and effective vaccine is available to prevent hepatitis B. The most common ways that hepatitis B is spread is by injection drug use and sexual contact. HBV can also be spread during childbirth if appropriate prophylaxis isn't given. Some people may clear HBV on their own, while others will progress to a long-term chronic illness. For those who progress to a chronic illness, treatment is available to prevent liver damage, but it is not curative.

Interpreting the Data: It is recommended that 2021 data be interpreted with caution due to the impacts of the COVID-19 pandemic.



Acute Hepatitis C Annual Summary - 2021

Region 5 - Lake Charles

Acute HCV Diagnoses

10

Louisiana Diagnoses: 302

Acute HCV Diagnosis Rate

3.3

per 100,000 population

Louisiana Rate: 6.5 per 100,000

Ranked **7th** in number of diagnoses and **6th** in diagnoses per 100,000 people among Louisiana's nine public health regions

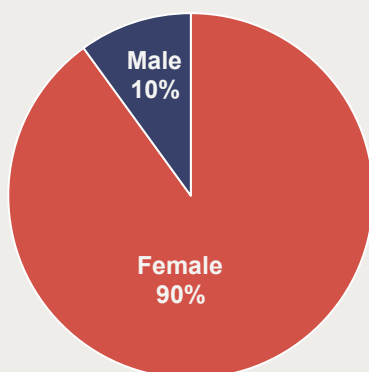
Of the 10 acute HCV diagnoses in 2021:

90% of diagnoses were female.

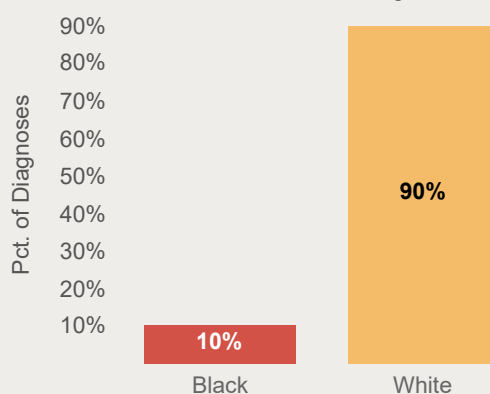
The majority of diagnoses were among White people.

Half of diagnoses were among people 18-29 years old.

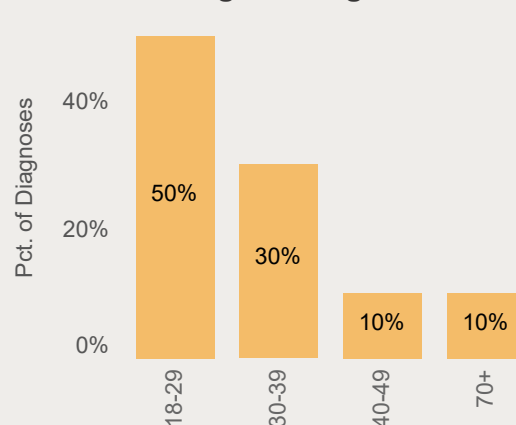
Birth Sex



Race/Ethnicity

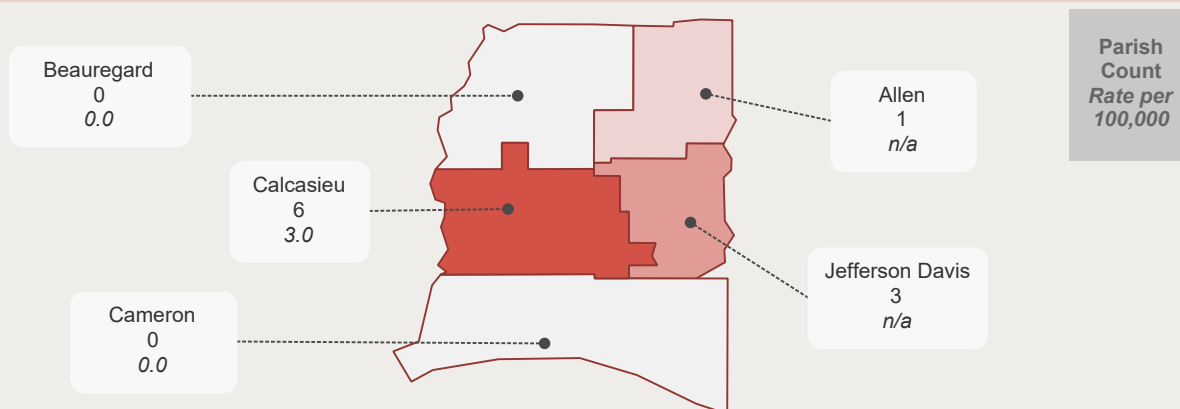


Age at Diagnosis



Geographic Distribution

Calcasieu Parish had the highest number of new diagnoses.



*n/a: Rates unavailable for parishes with < 5 diagnoses.

Hepatitis C: A Disease We Can Cure

The Louisiana Department of Health is committed to creating a "Hep C Free Louisiana" where hepatitis C is no longer a threat to public health, the quality of life for our citizens is improved, and health inequities related to hepatitis C are eliminated. Getting tested is the first step in eliminating HCV. CDC recommends universal testing of **ALL** adults for hepatitis C at least once in their lifetime. Visit louisianahealthhub.org to find out where to get tested & treated.



Chronic Hepatitis C Annual Summary - 2021

Region 5 - Lake Charles

Chronic HCV Diagnoses

280

Louisiana Diagnoses: 4,732

Chronic HCV Diagnosis Rate

91.9
per 100,000 population

Louisiana Rate: 101.9 per 100,000

Ranked **8th** in number of diagnoses
and **5th** in diagnoses per 100,000
population among Louisiana's nine
public health regions

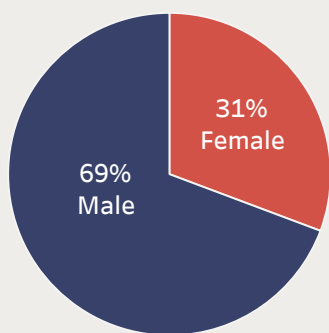
Of the 280 new chronic HCV diagnoses in 2021:

Males comprised 69% of diagnoses.

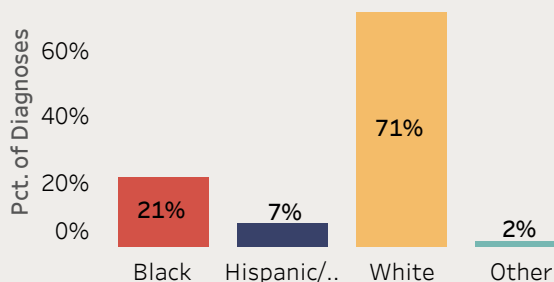
The majority of diagnoses were among
White people.

People 40-49 years old had the highest
proportion of diagnoses.

Birth Sex

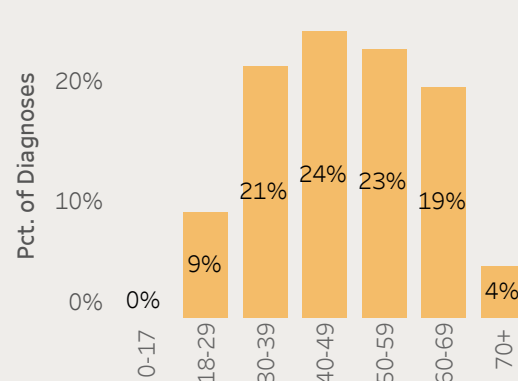


Race/Ethnicity



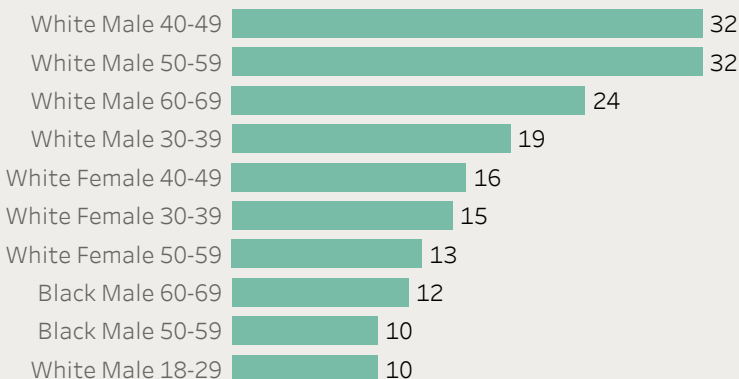
Note: People of Hispanic origin had a lower percentage of diagnoses, but they had a disproportionately higher rate of diagnoses per 100,000 population.

Age at Diagnosis



Affected Subpopulations

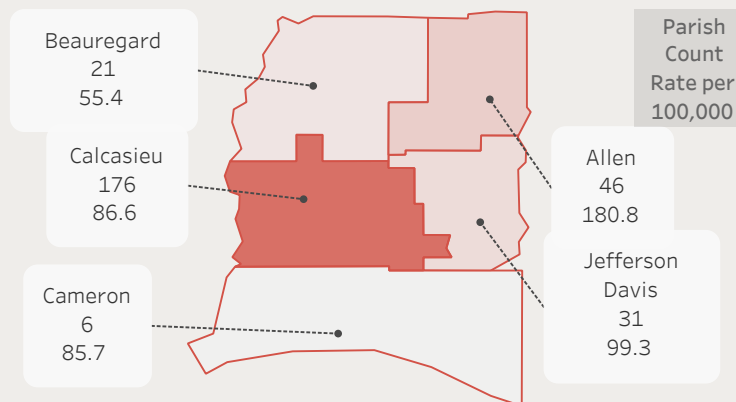
White males 40 to 59 years old had the highest number of new diagnoses.



Number of Diagnoses

Geographic Distribution

Calcasieu Parish had the highest number of diagnoses, while Allen Parish had the highest rate per 100,000 population.



Hepatitis C Testing and Treatment:

Confirmatory Test Performed

73%

had complete diagnostic testing performed

Cured/ Cleared

28%

with confirmed HCV are now negative and have cleared the virus

HCV antibody testing with reflex to HCV RNA should be utilized to ensure complete diagnostic testing. Doing so, reduces the number of required healthcare visits and streamlines treatment.

A safe and effective treatment is available to cure hepatitis C. Treatment for hepatitis C is available at no cost for everyone enrolled in Medicaid and people who are incarcerated in Louisiana. Visit louisianahealthhub.org to find out more.

Interpreting the Data: It is recommended that 2021 data be interpreted with caution due to the impacts of the COVID-19 pandemic.

References

1. U.S. Census Bureau, 2020 Population Estimates.
2. Adolescents and STDs. Centers for Disease Control and Prevention.
<https://www.cdc.gov/std/life-stages-populations/stdfact-teens.htm>. Published April 12, 2022. Accessed 2022.
3. Louisiana Department of Health. Louisiana State Health Assessment. MySidewalk.
<https://dashboards.mysidewalk.com/louisiana-state-health-assessment/demographics>. Published 2021. Accessed July 2022.
4. America's Health Rankings analysis of U.S. Census Bureau, American Community Survey, United Health Foundation, AmericasHealthRankings.org, accessed 2022.
5. Current cigarette smoking among adults in the United States. Centers for Disease Control and Prevention.
https://www.cdc.gov/tobacco/data_statistics/fact_sheets/adult_data/cig_smoking/index.htm. Published March 17, 2022. Accessed July 2022.
6. Mental Health in Louisiana. National Alliance on Mental Illness.
<https://www.nami.org/NAMI/media/NAMI-Media/StateFactSheets/LouisianaStateFactSheet.pdf>. Published 2021. Accessed July 2022.
7. Louisiana 2017-2019 Maternal and Child Health Profile. Louisiana Department of Health. *Bureau of Family Health*. <https://ldh.la.gov/page/4170>. Published April 2021. Accessed July 2022.
8. Prison Policy Initiative (2021). *Louisiana Profile*. Prison Policy Initiative | Prison Policy Initiative. Retrieved June 23, 2022, from <https://www.prisonpolicy.org/profiles/LA.html>.
9. Demographic dashboard. Louisiana Department of Public Safety & Corrections.
<https://doc.louisiana.gov/demographic-dashboard/>. Published May 19, 2022. Accessed July 23, 2022.
10. Louisiana Health Insurance Survey. Louisiana Department of Public Health & LSU E.J. Ourso College of Business
<https://ldh.la.gov/assets/medicaid/LHIS/2022LHIS/LouisianaHealthInsuranceSurvey2021-4.18.2022.pdf>. Published 2021. Accessed July 2022.
11. Health insurance coverage of the total population. Kaiser Family Foundation.
<https://www.kff.org/state-category/health-coverage-uninsured>. Published November 15, 2021. Accessed July 2022.